

Pecyn Dogfen Gyhoeddus

Gareth Owens LL.B Barrister/Bargyfreithiwr
Chief Officer (Governance)
Prif Swyddog (Llywodraethu)



Swyddog Cyswllt:
Nicola Gittins 01352 702345
nicola.gittins@flintshire.gov.uk

At: Cyng Ian Roberts (Arweinydd)

Y Cynghorwyr: Sean Bibby, Chris Bithell, David Healey, Dave Hughes,
Paul Johnson, Christine Jones a Billy Mullin

Dydd Mercher, 6 Gorffennaf 2022

Annwyl Gyngorydd,

RHYBUDD O GYFARFOD RHITHIOL
CABINET
DYDD MAWRTH, 12FED GORFFENNAF, 2022 10.30 AM

Yn gywir

Steven Goodrum
Rheolwr Gwasanaethau Democrataidd

Bydd y cyfarfod yn cael ei ffrydio'n fyw ar wefan y Cyngor. Bydd y ffrydio byw yn dod i ben pan fydd unrhyw eitemau cyfrinachol yn cael eu hystyried. Bydd recordiad o'r cyfarfod ar gael yn fuan ar ôl y cyfarfod ar <https://flintshire.publici.tv/core/portal/home>

Os oes gennych unrhyw ymholiadau, cysylltwch ag aelod o'r Tîm Gwasanaethau Democrataidd ar 01352 702345.

R H A G L E N

1 YMDDIHEURIADAU

Pwrpas: Derbyn unrhyw ymddiheuriadau.

2 DATGAN CYSYLLTIAD

Pwrpas: I dderbyn unrhyw ddatganiad o gysylltiada chynghori's Aelodau yn unol a hynny.

3 COFNODION (Tudalennau 9 - 16)

Pwrpas: Ystyried cofnodion y cyfarfodydd a gynhaliwyd ar 31 Mai a 14 Mehefin 2022.

YSTRID YR ADRODDIDAU CANLYNOL

ADRODDIAD STRATEGOL

4 STRATEGAETH ARIANNOL TYMOR CANOLIG A CHYLLIDEB 2023/24 (Tudalennau 17 - 30)

Adroddiad Prif Weithredwr, Rheolwr Cyllid Corfforaethol - Aelod Cabinet Cyllid, Cynhwysiant, Cymunedau Cryf gan gynnwys Gwerth Cymdeithasol a Chaffael

Pwrpas: Cyflwyno'r amcangyfrif cyntaf ar gyfer gofyniad cyllideb 2023/24 a'r strategaeth ar gyfer ariannu'r gofyniad.

5 ADRODDIAD PERFFORMIAD DIWEDD BLWYDDYN CYNLLUN Y CYNGOR (Tudalennau 31 - 236)

Adroddiad Prif Weithredwr - Aelod Cabinet Llywodraethu a Gwasanaethau Corfforaethol gan gynnwys lechyd a Diogelwch ac Adnoddau Dynol

Pwrpas: Adolygu alldro cynnydd blynyddol Cynllun y Cyngor yn erbyn blaenoriaethau Cynllun y Cyngor a nodwyd ar gyfer 2021/22.

6 CYNLLUN Y CYNGOR 2022/23 (Tudalennau 237 - 324)

Adroddiad Prif Weithredwr - Arweinydd y Cyngor a'r Aelod Cabinet Addysg, y Gymraeg, Diwylliant a Hamdden

Pwrpas: Gofyn am gymeradwyaeth i fabwysiadu Rhan 1 ar gyfer Cynllun y Cyngor 2022/23 ar ôl ymgynghori â Phwyllgorau Trosolwg a Chraffu.

7 **CANLYNIADAU'R YMGYNGHORIAD YNGHYLCH Y STRATEGAETH DDIGIDOL** (Tudalennau 325 - 408)

Adroddiad Prif Swyddog (Llywodraethu) - Aelod Cabinet Llywodraethu a Gwasanaethau Corfforaethol gan gynnwys Iechyd a Diogelwch ac Adnoddau Dynol

Pwrpas: Rhannu canlyniadau'r ymgynghoriad ynghylch y Strategaeth Ddigidol a chytuno ar y camau i'w cymryd.

8 **Y GRONFA FFYNIANT GYFFREDIN** (Tudalennau 409 - 416)

Adroddiad Prif Swyddog (Cynllunio, Amgylchedd ac Economi) - Aelod Cabinet Newid Hinsawdd a'r Economi

Pwrpas: Rhoi'r wybodaeth ddiweddaraf ynglŷn â datblygiad y rhaglen a'r drefn ar gyfer cyflwyno'r Strategaeth Fuddsoddi i Lywodraeth y Deyrnas Gyfunol erbyn 1 Awst 2022.

9 **YMGYNGHORIAD LLYWODRAETH CYMRU AR GYNIGION AR GYFER DEDDFWRIAETH BWS NEWYDD** (Tudalennau 417 - 564)

Adroddiad Prif Swyddog (Stryd a Chludiant) - Dirprwy Arweinydd y Cyngor a'r Aelod Cabinet Gwasanaethau Stryd a'r strategaeth cludiant rhanbarthol

Pwrpas: I gynghori'r Cabinet ar ymgynghoriad Llywodraeth Cymru ar gynigion ar gyfer deddfwriaeth bws newydd ac ymateb arfaethedig Sir y Fflint.

ADRODDIADAU GWEITHREDOL

10 **MONITRO'R GYLLIDEB REFENIW 2021/22 (CANLYNIADAU)** (Tudalennau 565 - 596)

Adroddiad Rheolwr Cyllid Corfforaethol - Aelod Cabinet Cyllid, Cynhwysiant, Cymunedau Cryf gan gynnwys Gwerth Cymdeithasol a Chaffael

Pwrpas: Cyflwyno gwybodaeth fonitro canlyniad y Gyllideb Refeniw ar gyfer 2021/22.

11 **MONITRO RHAGLEN GYFALAF 2021/22 (SEFYLLFA DERFYNOL)** (Tudalennau 597 - 626)

Adroddiad Rheolwr Cyllid Corfforaethol - Aelod Cabinet Cyllid, Cynhwysiant, Cymunedau Cryf gan gynnwys Gwerth Cymdeithasol a Chaffael

Pwrpas: Cyflwyno'r wybodaeth am Sefyllfa Derfynol Rhaglen Gyfalaf 2021/22.

12 **DANGOSYDDION DARBODUS – GWIRIONEDDOL 2021/22** (Tudalennau 627 - 632)

Adroddiad Rheolwr Cyllid Corfforaethol - Aelod Cabinet Cyllid, Cynhwysiant, Cymunedau Cryf gan gynnwys Gwerth Cymdeithasol a Chaffael

Pwrpas: Mae'r adroddiad yn cynnwys manylion ynghylch gwir Ddangosyddion Darbodus y Cyngor ar gyfer 2021/22 o'i gymharu â'r amcangyfrifon a bennwyd o ran Darbodusrwydd a Fforddiadwyedd.

13 **2022/23 MONITRO CYLLIDEB REFENIW (INTERIM)** (Tudalennau 633 - 640)

Adroddiad Rheolwr Cyllid Corfforaethol - Aelod Cabinet Cyllid, Cynhwysiant, Cymunedau Cryf gan gynnwys Gwerth Cymdeithasol a Chaffael

Pwrpas: Mae'r adroddiad hwn yn nodi'r risgiau allweddol a'r problemau sy'n hysbys o ran sefyllfa derfynol y gyllideb refeniw ar gyfer 2022/23 ar gyfer Cronfa'r Cyngor a'r Cyfrif Refeniw Tai.

14 **ADOLYGIAD BLYNYDDOL O FFI OEDD A THALIADAU 2022** (Tudalennau 641 - 676)

Adroddiad Prif Weithredwr, Rheolwr Cyllid Corfforaethol - Aelod Cabinet Cyllid, Cynhwysiant, Cymunedau Cryf gan gynnwys Gwerth Cymdeithasol a Chaffael

Pwrpas: Gofyn am gymeradwyaeth i ganlyniadau'r adolygiad blynyddol o ffioedd a thaliadau ar gyfer 2022.

15 **COSTAU GWRESOGI CYMUNEDOL 2021/22** (Tudalennau 677 - 680)

Adroddiad Prif Weithredwr - Aelod Cabinet Tai ac Adfywio

Pwrpas: Ceisio cymeradwyaeth ar gyfer taliadau gwresogi yn eiddo'r Cyngor gyda systemau gwresogi cymunedol ar gyfer 2021/22.

16 **MABWYSIADU FFRAMWAITH POLISI A CHYNLLUN CEFNOGI COSTAU BYW YN ÔL DISGRESIWN** (Tudalennau 681 - 686)

Adroddiad Prif Swyddog (Llywodraethu) - Aelod Cabinet Llywodraethu a Gwasanaethau Corfforaethol gan gynnwys Iechyd a Diogelwch ac Adnoddau Dynol

Pwrpas: Cymeradwyo Cynllun yn ôl Disgresiwn i ddefnyddio dyraniad cyllid o £1.14m y Cyngor i ddarparu taliad costau byw o £150 i aelwydydd cymwys.

17 **FFRAMWAITH ECONOMAIDD RHANBARTHOL GOGLEDD CYMRU**
(Tudalennau 687 - 716)

Adroddiad Prif Swyddog (Cynllunio, Amgylchedd ac Economi) - Aelod Cabinet Newid Hinsawdd a'r Economi

Pwrpas: Gofyn i'r Cabinet wneud sylw a chefnogi ardystiad Fframwaith Economaidd Rhanbarthol Gogledd Cymru.

18 **ADRODDIAD BLYNYDDOL Y GWASANAETHAU CYMDEITHASOL**
(Tudalennau 717 - 762)

Adroddiad Prif Swyddog (Gwasanaethau Cymdeithasol) - Dirprwy Arweinydd y Cyngor a'r Aelod Cabinet Gwasanaethau Cymdeithasol a Lles

Pwrpas: Y Cabinet i edrych ar Adroddiad Blynyddol drafft y Gwasanaethau Cymdeithasol a rhoi adborth ar gynnwys y drafft.

19 **RHAGLENNI LLYWODRAETH CYMRU - HAF O HWYL, GAEAF LLAWN LLES** (Tudalennau 763 - 810)

Adroddiad Prif Swyddog (Addysg ac Ieuenctid) - Arweinydd y Cyngor a'r Aelod Cabinet Addysg, y Gymraeg, Diwylliant a Hamdden

Pwrpas: Darparu diweddariad ar sut mae Llywodraeth Cymru wedi darparu cyllid i helpu i gefnogi plant a phobl ifanc sydd wedi cael eu heffeithio gan y pandemig a sut mae hynny wedi cael ei ddarparu ar draws amrywiaeth o wasanaethau a phartneriaid yn Sir y Fflint.

20 **DARPARU DIWEDDARIAD AR SUT MAE LLYWODRAETH CYMRU WEDI DARPARU CYLLID I HELPU I GEFNOGI PLANT A PHOBL IFANC SYDD WEDI CAEL EU HEFFEITHIO GAN Y PANDEMIG A SUT MAE HYNNY WEDI CAEL EI DDARPARU AR DRAWS AMRYWIAETH O WASANAETHAU A PHARTNERIAID YN SIR Y FFLINT.** (Tudalennau 811 - 836)

Adroddiad Prif Swyddog (Addysg ac Ieuenctid) - Arweinydd y Cyngor a'r Aelod Cabinet Addysg, y Gymraeg, Diwylliant a Hamdden

Pwrpas: Gwahodd y Cabinet i benderfynu a ddylid parhau â'r cynigion statudol ar gyfer newid trefniadaeth ysgol i ehangu'r ddau eiddo yn dilyn cwblhau'r ymgynghoriad.

21 **ASESIAD O DDIGONOLRWYDD CYFLEOEDD CHWARAE 2022**

(Tudalennau 837 - 1016)

Adroddiad Prif Swyddog (Addysg ac Ieuenctid) - Arweinydd y Cyngor a'r Aelod Cabinet Addysg, y Gymraeg, Diwylliant a Hamdden

Pwrpas: Darparu diweddariad o'r adroddiad i Lywodraeth Cymru mewn cydymffurfriad â Mesur Plant a Theuluoedd (Cymru) 2010.

22 **DEDDF Y LLUOEDD ARFOG 2021** (Tudalennau 1017 - 1022)

Adroddiad Prif Weithredwr - Aelod Cabinet Llywodraethu a Gwasanaethau Corfforaethol gan gynnwys Iechyd a Diogelwch ac Adnoddau Dynol

Pwrpas: Hysbysu'r Cabinet am y ddeddfwriaeth newydd mewn perthynas â'r Lluoedd Arfog, a fydd yn cael effaith ar y gwasanaethau Tai ac Addysg.

23 **CYNLLUN GWASANAETH BWYD 2022-23 AR GYFER CYNGOR SIR Y FFLINT** (Tudalennau 1023 - 1068)

Adroddiad Prif Swyddog (Cynllunio, Amgylchedd ac Economi) - Aelod Cabinet Cynllunio, Iechyd y Cyhoedd a Gwarchod y Cyhoedd

Pwrpas: Ceisio cymeradwyaeth ar gyfer Cynllun Gwasanaeth Bwyd 2022-23.

24 **MODERNEIDDIO YSGOLION - PROSIECT CAMPWS MYNYDD ISA**

(Tudalennau 1069 - 1080)

Adroddiad Prif Swyddog (Addysg ac Ieuenctid) - Arweinydd y Cyngor a'r Aelod Cabinet Addysg, y Gymraeg, Diwylliant a Hamdden

Pwrpas: Mae'r adroddiad yn ceisio cymeradwyaeth y Cabinet i sefydlu contract ar gyfer gwaith adeiladu Prosiect Campws Mynydd Isa.

25 **YMARFER PWERAU DIRPRWEDIG** (Tudalennau 1081 - 1082)

Pwrpas: Darpau manulion y camau a gymerwyd o dan bewrau.

**RHAGLAN GWAITH I'R DYFODOL - Y CYNGOR SIR, CABINET,
PPWYLLGOR ARCHWILIO A'R WYLLGOR TROOLWG A CHRAFFU - ER
GWYBODAETH**

**DEDDF LLYWODRAETH LEOL (MYNEDIAD I WYBODAETH) 1985 –
YSTYRIED GWAHARDD Y WASG A'R CYHOEDD**

Mae'r eitem a ganlyn yn cael ei hystyried yn eitem eithriedig yn rhinwedd Paragraff(au) 14 Rhan 4 Atodiad 12A o Ddeddf Llywodraeth Leol 1972 (fel y cafodd ei diwygio)

Mae'r atodiadau'n cynnwys manylion am gontractau arfaethedig ac mae budd y cyhoedd o gadw'r wybodaeth yn ôl yn drech na'r budd i'r cyhoedd o ddatgelu hyd nes y bydd y contractau wedi'u dyfarnu.

**ATODIADAU CYFRINACHOL I EITEM AGENDA RHIF 24: CYMUNEDAU
CYNALIADWY AR GYFER DYSGU - MODEL BUDDSODDI
CYDFUDDIANNOL (MIM) - CAU ARIANNOL AR GYFER PROSIECT
CAMPWS 3-16, MYNYDD ISA (Tudalennau 1109 - 1970)**

Mae'r eitem a ganlyn yn cael ei hystyried yn eitem eithriedig yn rhinwedd Paragraff(au) 14 Rhan 4 Atodiad 12A o Ddeddf Llywodraeth Leol 1972 (fel y cafodd ei diwygio)

Mae'r adroddiad yn cynnwys manylion am gontractau arfaethedig ac mae budd y cyhoedd o gadw'r wybodaeth yn ôl yn drech na'r budd i'r cyhoedd o ddatgelu hyd nes y bydd y contractau wedi'u dyfarnu.

**26 GWAITH CYFALAF – AMRYWIAD I GONTRACT, SAFON ANSAWDD TAI
CYMRU (SATC) RHAGLEN ALLANOL TY CYFAN (WHE) (Tudalennau 1971
- 1984)**

Adroddiad Prif Weithredwr - Aelod Cabinet Tai ac Adfywio

Pwrpas: Ceisio cymeradwyaeth i gynyddu gwerth archeb fewnol ar gyfer contract Connolly's Ltd o £1,000,000 i hwyluso gwaith a chostau ychwanegol ar gyfer rhaglen Allanol Tŷ Cyfan (WHE) SATC 2021/22.

Sylwch, efallai y bydd egwyl o 10 munud os yw'r cyfarfod yn para'n hirach na dwy awr.

Mae'r dudalen hon yn wag yn bwrpasol

Eitem ar gyfer y Rhaglen 3

CABINET **31ST MAY 2022**

Minutes of the meeting of the Cabinet of Flintshire County Council held virtually via Zoom on Tuesday 31st May 2022.

PRESENT: Councillor Ian Roberts (Chair)

Councillors: Sean Bibby, Chris Bithell, Dave Healey, Paul Johnson, Christine Jones and Billy Mullin.

IN ATTENDANCE:

Chief Executive, Chief Officer (Governance), Chief Officer (Planning, Environment and Economy), Service Manager - Strategy and Team Leader – Democratic Services.

APOLOGY:

Councillor Dave Hughes.

Councillor Roberts welcomed everybody to the first meeting of Cabinet, particularly to Councillors Sean Bibby and Dave Healey at their first meeting as Cabinet Members.

1. DECLARATIONS OF INTEREST

Councillor Healey declared a personal interest.

2. EXAMINATION OF THE FLINTSHIRE LOCAL DEVELOPMENT PLAN – POSITION UPDATE AND MATTERS ARISING CHANGES CONSULTATION

Prior to the introduction of the report, Councillor Roberts expressed his thanks to Councillor Bithell, the Chief Officer (Planning, Environment and Economy), the Service Manager – Strategy and their teams, for their work on the Local Development Plan which would provide security to the Council in the coming years.

Councillor Bithell introduced the report and explained that, following submission of the Local Development Plan (LDP) for examination in Public by the Council in October 2020, the formal hearing sessions of the Examination took place between 13th April and 20th May 2021.

Following the examination session there remained two outstanding issues to be resolved:

- Inspector's concerns relating to the sustainability of aspects of the Warren Hall Strategic Mixed Use Development Site; and
- New targets issued by Natural Resources Wales (NRW) in January 2021 controlling phosphate levels in the River Dee and Bala Lake Special Area of Conservation (SAC) designated rivers.

Following a further hearing session requested by the Inspector to consider her concerns relating to Warren Hall and where the Council and interested parties gave

further evidence, the Inspector directed a change be made to the LDP, to remove the housing element of the mixed use development on sustainability grounds. Critically, that change did not impact on the soundness of the LDP or result in the need to provide alternative sites elsewhere, given the level of housing flexibility built into the plan.

The issue of phosphates was more of a technical or procedural nature in the context of maintaining the soundness of the LDP, requiring the Council to demonstrate that the plan remained compliant with the Habitats Regulations and that the development within it would not adversely affect SAC protected rivers. The Council had done this by strengthening key policies that protected the water environment and resources, as well as producing a mitigation strategy jointly with Wrexham County Borough Council who were at a similar stage in their LDP Examination. The Dee Catchment Phosphorous Reduction Strategy (DCPRS) proposed levels of mitigation to be considered and put in place following plan adoption, some of which were the responsibility of the Council but where others were for other key stakeholders such as Natural Resources Wales (NRW), Dwr Cymru Welsh Water (DCWW), the Agricultural Sector, and developers to take forward.

The DCPRS proposed joint working to achieve reductions in phosphates levels with a Nutrient Management Board (NMB) to be set up. Wrexham Council were taking the lead of establishing the NMB and Flintshire would assist and participate. In order to demonstrate that the Strategy was being implemented, further work had already been commissioned to assess the feasibility of developing wetlands adjacent to waste water treatment works. The Strategy was appended to the report.

Following resolution of all outstanding matters the Council had prepared a schedule of changes to the Plan that had resulted from the Examination and which the Inspector considered were necessary to maintain the soundness of the LDP. Those were known as Matters Arising Changes (MACs) and as a final stage in the Examination process, needed to be published for public consultation. Any responses to the MACs would help to inform the Inspector's report. Aside from the only Inspector directed change relating to Warren Hall, all other changes were of a relatively modest significance, indicating the degree to which the plan submitted by the Council for Examination, was already sound. All changes required by the Inspector had been agreed in principle under the approved Scheme of Delegation put in place for the LDP examination process and the Inspector now required that the MACs be published for a six week period of public consultation, to allow the public and stakeholders the opportunity to comment.

This was an essential precursor to the Council receiving the Inspector's report on the Examination of the LDP as the Inspector needed to take account of any representations on the MACs when finalising her report. All Members would therefore have the opportunity to consider the Inspector's Report and its findings when the LDP was submitted to Cabinet and Council for adoption.

A schedule of MACs had been prepared and was discussed at a hearing session between the Council and the Inspector held on 23rd November 2021. These were appended to the report and had been agreed by the Inspector. The position

with the LDP, the schedule of MACs, and the Inspector’s requirement for them to be published for consultation were considered and endorsed by the meetings of the Planning Strategy Group held on Friday 12th November 2021, Thursday 27th January 2022, and Thursday 17 March 2022 in accordance with the approved Scheme of Delegation.

The Service Manager – Strategy explained that because the Inspector did not advise the Council that she wanted the MACs to be published for consultation until late January 2022 it was not possible to report this to Cabinet and then carry out a six week public consultation exercise before the start of the Pre-Election Period. The Inspector’s requirement to consult was therefore being brought to Cabinet at the first available opportunity following the Elections. A briefing session for all Members will also be arranged to provide awareness of the position reached and next steps.

In response to a question from Councillor Healey, the Service Manager – Strategy explained that the creation of the Nutrient Management Board would ensure that all stakeholders came together to take collective responsibility on how nutrients were getting into the rivers, and how to remove the sources of pollution.

The Chief Officer (Planning, Environment and Economy) said a briefing on the position reached with the LDP Examination and its final stages to adoption would be provided to all Members of the new Council as part of the induction programme and prior to consultation commencing. Councillor Roberts commented on the importance of new Members being given the opportunity to ask questions on the LDP.

RESOLVED:

- (a) That the position reached by the LDP Examination in Public, and the Inspector’s requirement for the Matters Arising Changes as set out in the Schedule, to be published for public consultation for a six week duration, be acknowledged;
- (b) That the consultation commences as soon as practicably possible following Cabinet consideration, and that officers collate all representations received and submit these to the Inspector following the end of the consultation period; and
- (c) That the principles for phosphate mitigation that relate to the Council and its LDP, as set out in the Dee Catchment Phosphorous Reduction Strategy, be noted.

(The meeting commenced at 1.15 p.m. and ended at 1.35 p.m.)

.....
Chair

Mae'r dudalen hon yn wag yn bwrpasol

CABINET
14TH JUNE 2022

Minutes of the meeting of the Cabinet of Flintshire County Council held virtually via Zoom on Tuesday 14th June 2022.

PRESENT: Councillor Ian Roberts (Chair)

Councillors: Sean Bibby, Chris Bithell, Dave Hughes, Paul Johnson, Christine Jones and Billy Mullin.

IN ATTENDANCE:

Chief Executive, Chief Officer (Governance), Chief Officer (Planning, Environment and Economy), Chief Officer (Education and Youth), Chief Officer (Social Services), Chief Officer (Streetscene and Transportation), Strategic Finance Manager, Corporate Manager, People and Organisational Development, Policy Development Officer and Team Leader – Democratic Services.

APOLOGY:

Councillor Dave Healey

3. DECLARATIONS OF INTEREST

None.

4. MINUTES

The minutes of the meeting held on 15th March 2022 were submitted and confirmed as a correct.

RESOLVED:

That the minutes of the meeting be approved as a correct record.

5. WELSH LANGUAGE ANNUAL MONITORING REPORT 2021/22

Councillor Mullin introduced the report and explained that Flintshire County Council was required to adhere to Welsh language standards, as set out in the Compliance Notice that was served on the Council in 2015.

The Chief Executive explained that the Welsh Language (Wales) Measure 2011 enabled the Welsh Ministers to specify standards for the Welsh language. The aim of the standards was to:

- Improve the services Welsh speakers could expect to receive from organisations in Welsh;
- Increase the use people made of Welsh language services;
- Make it clear to organisations what they needed to do in terms of the Welsh language; and
- Ensure that there was an appropriate degree of consistency of the duties placed on bodies in the same sectors.

He commented on the investment of over £1m being made into Ysgol Croes Atti in Deeside, improving the provision for Welsh medium education in the Shotton area and the proposed new Welsh medium school which would replace the existing Ysgol Croes Atti in Flint. It would be the first new Welsh medium school built by the Council since its inception in 1996. Welsh Government (WG) was making funds available to facilitate growth in Welsh medium education and the use of the Welsh language and the Council had expressed an interest in applying for funding in the Buckley/Mynydd Isa area.

The Policy Development Officer commented on the success of the Cymraeg Bob Cynllun initiative and also Welsh Wednesday. She explained that employees were encouraged to develop their Welsh language skills through attending training provided by the local college. Resources to support Welsh learners and Welsh speakers was available on the intranet on a dedicated page for Welsh learners.

In 2021/22 one complaint was made directly to the Welsh Language Commission, compared to three complaints made during the previous years. Details of the complaint were outlined in the report.

The Chief Officer (Education and Youth) explained the importance of the work undertaken by the Youth Service on the information they provided on the opportunities available to young people if they were bilingual.

Councillor Roberts thanked the Policy Development Officer and her team for their work on promoting the Welsh language and their work on the annual report. He encouraged Members and officers to use the Welsh language wherever possible.

Councillor Bithell commented on the implementation of Ysgol Glanrafon in Mold being remodelled and extended, which would include the development of a purpose built pre-school provision on the site. The extension to the site would allow the school's capacity to increase.

In response to a question from Councillor Johnson, the Policy Development Officer said a commonly used list of phrases used in meetings could be prepared and sent to Members.

RESOLVED:

- (a) That the Welsh Language Annual Monitoring Report 2021/22 be approved, noting areas for further progress and improvement; and
- (b) That a further report be received in September 2022 outlining progress made.

6. EXERCISE OF DELEGATED POWERS

An information item on the actions taken under delegated powers was submitted. The actions were as set out below:-

Education and Youth

- **Local Authority Appointed School Governors**
Appointment of Local Authority Governor(s) representatives on school governing bodies in accordance with The Government of Maintained Schools (Wales) Regulations 2005.

Revenues

- **Council Rent – Housing Rent Arrears Write Off**
Financial Procedure Rules (section 5.2) stipulate that individual bad and irrecoverable debts in excess of £5,000 are written off in conjunction with the relevant Cabinet Member. A decision has been taken to write off a Housing Rent debt for one tenant who is subject to a Debt Relief Order (DRO). Rent arrears of £9,267.30 are included in the DRO.
- **Corporate Debt Write Offs**
The Corporate Finance Manager and the Cabinet Member for Corporate Management and Assets are authorised to write off debts between £5k and £25k. Two Corporate debts totalling £24,357.25 are deemed irrecoverable and are subject to write off:
 - Case 1 has a balance outstanding of £19,093.62, the debtor has passed away and there is no money in the estate to pay these debts
 - Case 2 has a balance of £5,263.63 outstanding and the debtor has absconded and we are unable to trace them

NEWydd Catering & Cleaning

- **School Meal Price Increase**
Increase in the price of meals within schools to continue to provide a quality service in line with sharply increasing costs whilst bringing them more into line with other school meal providers across Wales.

Housing and Assets

- **Community Asset Transfer**
The report relates to the Community Asset Transfer of Holywell Pavilion, Fron Park Road, Holywell.

LOCAL GOVERNMENT (ACCESS TO INFORMATION) ACT 1985 – TO CONSIDER THE EXCLUSION OF THE PRESS AND PUBLIC

RESOLVED:

That the press and public be excluded for the remainder of the meeting for the following items by virtue of exempt information under paragraph(s) 14 of Part 4 of Schedule 12A of the Local Government Act 1972 (as amended).

7. MANAGED AGENCY CONTRACT EXTENSION

Councillor Mullin introduced the report and explained that the Council used a framework contract, procured jointly with Denbighshire County Council, to provide its agency staff.

The Corporate Manager, People and Organisational Development added that the current contract was due to expire in August 2022 and the current agreement included an option to extend the contract for one further year.

RESOLVED:

- (a) That an extension of the existing managed agency contract by 12 months from 28/08/22 to 31/08/23 be agreed; and
- (b) That the service be re-tendered in 2023 to allow the necessary time for Flintshire County Council, in collaboration with Denbighshire County Council, to procure a new contract.

8. MEMBERS OF THE PRESS AND PUBLIC IN ATTENDANCE

There were no members of the press or public in attendance.

(The meeting commenced at 10.00 a.m. and ended at 10.35 a.m.)

.....
Chair

Eitem ar gyfer y Rhaglen 4



CABINET

Date of Meeting	Tuesday, 12 th July 2022
Report Subject	Medium Term Financial Strategy and Budget 2023/24
Cabinet Member	Cabinet Member for Finance, Inclusion, Resilient Communities including Social Value and Procurement
Report Author	Corporate Finance Manager and Chief Executive
Type of Report	Strategic

EXECUTIVE SUMMARY

The Council reviews and updates the Medium Term Financial Strategy (MTFS) annually, and in advance of planning the annual budget for the following financial Year.

The MTFS forecasts the resources the Council will need to meet our ever changing cost base for the years ahead. Refining our forecast is the first step in planning our budget requirement for the following financial year. Our forecast for the 2023/24 financial year has been updated and will be presented to the Committee at this meeting.

The updated forecast shows that we are likely to have a minimum budget requirement of an additional £16.503m of revenue resources for 2023/24. How this estimate is built up will be explained in full at the meeting.

This is the first stage of developing our budget for 2023/24. During the Autumn, the Overview and Scrutiny Committees will be invited to review the cost pressures, and the opportunities for cost control and efficiency, under their respective terms of reference.

Member workshops to explain the forecast position and the budget strategy in more detail are in the process of being arranged for September.

The report also sets out the strategy to achieve a legal, balanced budget, which, as in previous years is based on national funding from Welsh Government through Aggregate External Finance (AEF), identification of service and corporate efficiencies and from annual uplifts in Council Tax.

As part of the 2022/23 Local Government Settlement we were given indicative figures for 2023/24 and for 2024/25. Whilst this is welcome, the next two years of local government settlements will be at a considerably lower level than the previous two years which presents significant challenges and increases the amount that needs to be met from other sources.

Members will be aware that whilst we will be able to identify some costs savings and efficiencies as part of our annual budget setting process, there are no cost savings of any scale remaining following a decade of under-funding of local government and we have, in the past rightly stood by the principle that the Council will not reduce the budget for any service to the point where the service is unsafe, or to do so would mean we would fail to meet our statutory duties or fail to meet our quality standards.

Therefore the need to consider areas of service reform to generate, where possible, a higher level of cost savings, will be an area where the Council will need to undertake a great deal of work over the summer to find solutions that enable us to set a legal and balanced budget.

RECOMMENDATIONS

1	To receive and note the additional budget requirement.
2	To agree the process and timeline for Member workshops
3	To refer the cost pressures to the Overview and Scrutiny Committees in the Autumn
4	To note the solutions available to meet these cost pressures and re-set the funding strategy for 2023/24.

REPORT DETAILS

1.00	EXPLAINING THE MEDIUM TERM FINANCIAL STRATEGY FORECAST 2023/24
1.01	The Council reviews and updates its Medium Term Financial Strategy (MTFS) annually, and in advance of planning the annual budget for the following financial year.
1.02	The MTFS forecasts the resources the Council will need to meet our ever changing cost base for the years ahead. Refining our forecast is the first stage in planning our budget requirement for the following financial year. Our forecast for the 2023/24 financial year has been updated and will be presented to the Committee at this meeting. It takes into account current

	<p>economic market factors e.g. commodity price inflation, the national position on public sector pay and other new or changing functions required of local government through legislation as well as demands on services.</p> <p>The economic outlook is extremely challenging with inflation at its highest level in 40 years and with considerable increases in energy costs. These factors together with an increase in individuals National Insurance contributions mean that all households are experiencing a reduction in income.</p> <p>Inflation forecasts on energy and fuel is particularly volatile and we are working through the latest inflationary estimates with our energy team. This represents a significant risk and is likely to result in an increase to the forecast which we will include in future reports.</p> <p>The forecast will be kept under review and updated as appropriate throughout the year.</p>
1.03	<p>The forecast shows that we are likely to have a minimum budget requirement of an additional £16.503m of revenue resources for 2023/24. This excludes the impact of the outcome of the pay modelling exercise due to be undertaken in 2022/23.</p> <p>The estimate has been built up in great detail. Some cost pressures are still under review due to constantly changing service demands and therefore there is likely to be some refinement to figures over the summer. Prior to reporting to Scrutiny Committees, all cost pressures will be reviewed and challenged at a senior level and as in previous years will be supported by a an explanatory method statement.</p> <p>The principal cost pressures currently relate to pay awards, inflationary increases, and for increasing and changing service demands mainly within the two portfolios of Education and Youth and Social Services.</p>
1.04	<p>The cost pressures have been categorised as:</p> <ul style="list-style-type: none"> - Prior Year Decisions/ Approvals - Income Loss - Legislative/Unavoidable Indexation - Issues requiring national resolution - National Funding Requirements (Pay Awards) - Strategic Decisions - New Posts <p>Forecasts for 2024/25 and 2025/26 will continue to be refined alongside the work to agree the 2023/24 budget as decisions made throughout the process will impact on the projections for later years.</p> <p>The main purpose of this report is to set out in detail the forecast cost pressures for 2023/24 prior to referral for review and challenge by Overview and Scrutiny Committees later in the year together with workshops for Members to be held after the summer.</p>

1.05	<p>The table below summarises all cost pressures:</p> <p>Table 1: Additional Budget Requirement 2023/24</p> <table border="1" data-bbox="300 416 1343 990"> <thead> <tr> <th rowspan="3">Summary of Pressures</th> <th colspan="3">2023/24</th> </tr> <tr> <th>L</th> <th>M</th> <th>H</th> </tr> <tr> <th>£m</th> <th>£m</th> <th>£m</th> </tr> </thead> <tbody> <tr> <td>Prior Year Decisions/Approvals</td> <td>0.781</td> <td>0.781</td> <td>0.781</td> </tr> <tr> <td>Income Loss</td> <td>0.150</td> <td>0.150</td> <td>0.150</td> </tr> <tr> <td>Legislative/Unavoidable Indexation Pressures</td> <td>1.174</td> <td>1.174</td> <td>1.174</td> </tr> <tr> <td>National Resolution Pressures</td> <td>3.618</td> <td>5.960</td> <td>7.380</td> </tr> <tr> <td>National Funding Requirement (Pay)</td> <td>5.057</td> <td>5.830</td> <td>6.603</td> </tr> <tr> <td>Strategic Decisions</td> <td>5.410</td> <td>5.743</td> <td>5.986</td> </tr> <tr> <td>New Posts</td> <td>0.312</td> <td>0.312</td> <td>0.312</td> </tr> <tr> <td>Total Pressures</td> <td>16.503</td> <td>19.950</td> <td>22.386</td> </tr> </tbody> </table>	Summary of Pressures	2023/24			L	M	H	£m	£m	£m	Prior Year Decisions/Approvals	0.781	0.781	0.781	Income Loss	0.150	0.150	0.150	Legislative/Unavoidable Indexation Pressures	1.174	1.174	1.174	National Resolution Pressures	3.618	5.960	7.380	National Funding Requirement (Pay)	5.057	5.830	6.603	Strategic Decisions	5.410	5.743	5.986	New Posts	0.312	0.312	0.312	Total Pressures	16.503	19.950	22.386
Summary of Pressures	2023/24																																										
	L		M	H																																							
	£m	£m	£m																																								
Prior Year Decisions/Approvals	0.781	0.781	0.781																																								
Income Loss	0.150	0.150	0.150																																								
Legislative/Unavoidable Indexation Pressures	1.174	1.174	1.174																																								
National Resolution Pressures	3.618	5.960	7.380																																								
National Funding Requirement (Pay)	5.057	5.830	6.603																																								
Strategic Decisions	5.410	5.743	5.986																																								
New Posts	0.312	0.312	0.312																																								
Total Pressures	16.503	19.950	22.386																																								
	<p>Explaining the Pressures</p>																																										
1.06	<p><u>Prior Year Decisions/Approvals</u></p> <p>Included within this category are cost pressures that have been subject to previous approved decisions. These include borrowing requirements for the 21st Century Schools Programme, annual uplift in the Minimum Revenue Provision (MRP) and an adjustment for a one off efficiency included in the 2022/23 budget.</p>																																										
1.07	<p><u>Income Loss</u></p> <p>This category reflects pressures arising from a reduction of income from reductions in rent levels due to the disposal of assets on our agricultural estate, static prices on garden waste and a reduced level of income from gas extraction.</p>																																										
1.08	<p><u>Legislative/Unavoidable Indexation Pressures</u></p> <p>The cost pressures within this category include estimated increases in costs for services such as Coroners, Independent Remuneration Panel for Wales (IRPW), North Wales Fire and Rescue Authority (NWRA) as well as for anticipated inflationary increases for fuel and energy which represent a significant financial risk and are likely to increase. These pressures will need to be kept under review and are likely to be subject to change as further information becomes available.</p>																																										
1.09	<p><u>Issues Requiring National Resolution</u></p>																																										

	<p>This category reflects the Council Tax Reduction Scheme (CTRS) and a minimum cost of indexation for social care commissioning.</p> <p>Social care commissioning is an area of increasing demand and continual pressure and discussions will need to continue with Welsh Government/Welsh Local Government Association to try and secure additional funding support.</p>
1.10	<p><u>National Funding Requirement – National Pay Awards</u></p> <p>The impact of the nationally agreed pay awards for Teacher Pay and Non Teacher Pay are included in this category.</p> <p>At this stage, the forecast figures for 2023/24 onwards reflects an inflationary increase at the lower level of 2.5% rising to 3.5% at the higher level. The initial request from Trade Unions to National Employers is far in excess of this and will be subject to negotiations over the coming months.</p> <p>The 2022/23 Local Government Settlement set out an expectation that the impact of all agreed pay awards should be met from the funding available. Within the 2022/23 budget an increase of 3.5% was included. Any increase in pay over and above 3.5% will need to be funded from reserves in the current financial year and will also have the effect of increasing the budget requirement for 2023/24.</p> <p>No figures are currently included for the impact of the pay modelling exercise which is due to be completed in 2022/23.</p>
1.11	<p><u>Strategic Decisions</u></p> <p>There are a number of areas where further strategic consideration is required over the coming months before the outcome can be included in the formal budget process.</p> <p><u>Social Care</u></p> <p>Included in this category are cost pressures for Transition to Adulthood, Children’s Group homes and additional revenue costs for Croes Atti Residential Home and the Buckley Extra Care facility. Increased Homecare Capacity and additional costs of Special Guardianship Orders are also included within the forecast.</p> <p>A further cost pressure is included to reflect the impact of the Real Living Wage (RLW) on self-funders within the Social Care Sector.</p> <p><u>Education</u></p> <p>At this stage a cost pressure for further investment in delegated schools budgets is included in the 2023/24 forecast. Detailed work is underway to calculate pressures for schools arising as a result of forecast increased energy costs, demographic changes, and increases in pupils eligible for free school meals. The impact the pandemic, and periods of school closures, has had on our children and young people is becoming clearer. The complexity of their needs and demands for services are increasing. These pressures will need to</p>

	<p>be kept under review and considered alongside overall school funding levels and affordability.</p> <p>Cost pressures also include borrowing costs for the joint archive service and further investment in on site inclusion centres.</p> <p><u>Out of County Placements</u></p> <p>Increased demand on the service is continuing and a cost pressure is included which will need to be kept under review throughout the 2022/23 financial year.</p> <p><u>Digital Strategy</u></p> <p>Cost pressures include funding for a Schools Information Management System, an additional Digital Services Technician and licence costs.</p> <p><u>Other</u></p> <p>Other cost pressures include capital borrowing costs, revenue costs for Electric/Hydrogen Vehicles and increased capacity within the Public Protection Team.</p>
1.12	<p>New Posts</p> <p>There is a requirement to address capacity and service demand and the cost pressures reflected within this category were either deferred from 2022/23 or reflect the second year of the pressure that was approved in the 2022/23 budget.</p>
1.13	<p>Further work on the forecast</p> <p>As referred to in the report there are number of cost pressures which will need to be subject to further review over the summer. An updated position will be shared with Cabinet after the summer.</p>
	<p>Strategic Funding Solutions</p>
1.14	<p>The solutions available to the Council to fund the cost pressures outlined in the report can be spilt into three themes:-</p> <ul style="list-style-type: none"> - Government Funding (Aggregate External Finance) - Service Transformation and Efficiencies - Local Taxation and Income <p>We can also consider supressing the budget requirement by not making full budget provision for some cost pressures and treating them as 'Open Risks' to be managed in-year.</p>
1.15	<p>The 2022/23 local government settlement provided, for the first time in a number of years, indicative figures for future settlements of 3.5% for 2023/24 and 2.4% for 2024/25.</p>

	<p>These indicative allocations, though welcome, are at a much lower level than those received over the last two years so will present significant challenges and increase the requirement for budget contributions to be met from other sources.</p> <p>Therefore the need to consider areas of service reform to generate a higher level of cost savings will be an area where the Council will need to undertake further work over the summer to find solutions so that we are able to set a legal and balanced budget.</p>
1.16	<p>Members will be aware that whilst we are able to identify some cost savings and efficiencies as part of our annual budget setting process, there are no cost savings of any scale remaining following a decade of underfunding of local government.</p> <p>In previous years the Council has rightly stood on the principle that it will not reduce the budget for any service to the point where the service is unsafe, or to do so would mean we would fail to meet our statutory duties or fail to meet our quality standards. The impacts of budget reduction options have been risk-assessed year on year.</p> <p>Any options which Committees would recommend we explore as a contribution to the budget will need to be risk assessed on this basis.</p>
1.17	<p>The Council has adopted a comprehensive policy for fees and charges for chargeable services. By applying this policy we have balanced cost recovery of service provision with affordability and fairness for the payer. The annual review of the policy is also on this Cabinet agenda. There is no more scope for generating additional income or new income streams for 2023/24 over and above this report.</p>
1.18	<p>It is too early to make an assumption on Council Tax levels for 2023/24 as this will be largely dependent on how successful the Council is in identifying portfolio and corporate efficiencies. As in previous years Council Tax levels will be a key consideration in the final stage of the budget process.</p>
1.19	<p>Budget Timeline</p> <p>An outline of the local budget timeline at this stage is set out in the table below:</p> <p>Table 2: Budget Timeline</p>

Date	Event
12 July	Cabinet – Initial additional budget requirement
September/October	Overview & Scrutiny Committees and Member Workshops
18 October 2022	Cabinet
To be Confirmed	WG Draft Budget/Provisional Settlement
20 December 2022	Cabinet
17 January 2023	Cabinet
14 February 2023	Cabinet and Council
To be Confirmed	WG Final Budget/Settlement

2.00	RESOURCE IMPLICATIONS
2.01	<p>Revenue: the revenue implications for the 2023/24 budget are set out in the report.</p> <p>Capital: there are no new implications for the approved capital programme for either the current financial year or for future financial years – the capital programme will be subject to a separate report.</p> <p>Human Resources: there are some potential implications for additional capacity as set out in the report.</p>

3.00	IMPACT ASSESSMENT AND RISK MANAGEMENT				
3.01	<p>Ways of Working (Sustainable Development) Principles Impact</p> <table border="1"> <tbody> <tr> <td>Long-term</td> <td>Negative – the absence of longer-term funding settlements from Welsh Government means that sustainable support for service delivery is challenging for the longer term. Sustainable funding from Welsh Government that provides additional funding for Indexation, Service demands and new legislation will provide a positive and sustainable position for the Council in the longer term.</td> </tr> <tr> <td>Prevention</td> <td>As above</td> </tr> </tbody> </table>	Long-term	Negative – the absence of longer-term funding settlements from Welsh Government means that sustainable support for service delivery is challenging for the longer term. Sustainable funding from Welsh Government that provides additional funding for Indexation, Service demands and new legislation will provide a positive and sustainable position for the Council in the longer term.	Prevention	As above
Long-term	Negative – the absence of longer-term funding settlements from Welsh Government means that sustainable support for service delivery is challenging for the longer term. Sustainable funding from Welsh Government that provides additional funding for Indexation, Service demands and new legislation will provide a positive and sustainable position for the Council in the longer term.				
Prevention	As above				

Integration	Neutral Impact
Collaboration	Services continue to explore opportunities for collaboration with other services and external partners to support positive impacts.
Involvement	Communication with Members, residents and other stakeholders throughout the budget process.
Well-Being Goals Impact	
Prosperous Wales	Longer term funding settlements from Welsh Government that provide additional funding for indexation, service demands and new legislation will aid sustainability and support a strong economy that encourage business investment in the region. The opposite will be true if settlements are inadequate.
Resilient Wales	Continuation of services to support communities and social cohesion will have a positive impact. The opposite will be true if settlements are inadequate.
Healthier Wales	An appropriate level of funding will ensure that communities are supported and will have a positive impact. The opposite will be true if settlements are inadequate.
More equal Wales	A positive impact with greater parity of funding from Welsh Government for all Welsh Local Authorities. The opposite will be true if settlements are inadequate.
Cohesive Wales	Appropriate level of funding will support services working alongside partners. The opposite will be true if settlements are inadequate.
Vibrant Wales	As Healthier and Cohesive Wales above
Globally responsible Wales	Neutral impact.

4.00	CONSULTATIONS REQUIRED/CARRIED OUT
4.01	The Forecast for 2023/24 – 2025/26 will be considered by Overview and Scrutiny Committees during September and October.

5.00	APPENDICES
5.01	Appendix 1. MTFS Forecast 2023/24 – 2025/26

6.00	LIST OF ACCESSIBLE BACKGROUND DOCUMENTS
6.01	None

7.00	CONTACT OFFICER DETAILS
7.01	<p>Contact Officer: Gary Ferguson,, Corporate Finance Manager Telephone: 01352 702271 E-mail: gary.ferguson@flintshire.gov.uk</p>

8.00	GLOSSARY OF TERMS
8.01	<p>Medium Term Financial Strategy (MTFS): a written strategy which gives a forecast of the financial resources which will be available to a Council for a given period, and sets out plans for how best to deploy those resources to meet its priorities, duties and obligations.</p> <p>Revenue: a term used to describe the day to day costs of running Council services and income deriving from those services. It also includes charges for the repayment of debt, including interest, and may include direct financing of capital expenditure.</p> <p>Budget: a statement expressing the Council’s policies and service levels in financial terms for a particular financial year. In its broadest sense it includes both the revenue budget and capital programme and any authorised amendments to them.</p> <p>Revenue Support Grant: the annual amount of money the Council receives from Welsh Government to fund what it does alongside the Council Tax and other income the Council raises locally. Councils can decide how to use this grant across services although their freedom to allocate according to local choice can be limited by guidelines set by Government.</p> <p>Specific Grants: An award of funding from a grant provider (e.g. Welsh Government) which must be used for a pre-defined purpose.</p> <p>Welsh Local Government Association: the representative body for unitary councils, fire and rescue authorities and national parks authorities in Wales.</p> <p>Financial Year: the period of 12 months commencing on 1 April.</p> <p>Local Government Funding Formula: The system through which the annual funding needs of each council is assessed at a national level and</p>

under which each council's Aggregate External Finance (AEF) is set. The revenue support grant is distributed according to that formula.

Aggregate External Finance (AEF): The support for local revenue spending from the Welsh Government and is made up of formula grant including the revenue support grant and the distributable part of non-domestic rates.

Provisional Local Government Settlement: The Provisional Settlement is the draft budget for local government published by the Welsh Government for consultation. The Final Local Government Settlement is set following the consultation.

Funding Floor: a guaranteed level of funding for councils who come under the all-Wales average change in the annual Settlement. A floor has been a feature of the Settlement for many years.

Mae'r dudalen hon yn wag yn bwrpasol

MTFS - SUMMARY OF PRESSURES	Forecast			Forecast			Forecast		
	2023/24			2024/25			2025/26		
	Low	Medium	High	Low	Medium	High	Low	Medium	High
	£m	£m	£m	£m	£m	£m	£m	£m	£m
Prior Year Decisions / Approvals									
Private Water Supplies				(0.052)	(0.052)	(0.052)			
Minimum Revenue Provision (MRP) - Existing	0.301	0.301	0.301	0.301	0.301	0.301	0.301	0.301	0.301
Single Person Discount Review (one off efficiency dropping out)	0.300	0.300	0.300						
21C Schools Band B Borrowing Costs	0.180	0.180	0.180	0.681	0.681	0.681	0.550	0.550	0.550
Total - Prior Years Decisions / Approvals	0.781	0.781	0.781	0.929	0.929	0.929	0.851	0.851	0.851
Loss of Income									
Landfill Gas Extraction Income	0.060	0.060	0.060	0.060	0.060	0.060	0.060	0.060	0.060
Garden Waste Income - Static Price	0.050	0.050	0.050	0.050	0.050	0.050	0.050	0.050	0.050
Agricultural Estate Rents	0.040	0.040	0.040						
Total - Loss of Income	0.150	0.150	0.150	0.110	0.110	0.110	0.110	0.110	0.110
CUMULATIVE TOTAL	0.931	0.931	0.931	1.039	1.039	1.039	0.961	0.961	0.961
Legislative / Unavoidable Indexation Pressures									
Fee Increases - Coroners	0.029	0.029	0.029	0.031	0.031	0.031	0.033	0.033	0.033
Independent Review Panel for Wales (IRPW)	0.030	0.030	0.030	0.030	0.030	0.030	0.030	0.030	0.030
North Wales Fire and Rescue Authority	0.397	0.397	0.397	0.414	0.414	0.414	0.433	0.433	0.433
Parc Adfer Contract Inflation	0.033	0.033	0.033	0.033	0.033	0.033	0.033	0.033	0.033
GwE - Contribution Increase	0.016	0.016	0.016	0.016	0.016	0.016	0.016	0.016	0.016
Service Contract Inflation	0.163	0.163	0.163	0.149	0.149	0.149	0.052	0.052	0.052
Business Systems Inflationary Rises	0.021	0.021	0.021	0.026	0.026	0.026			
Rising Fuel Costs	0.010	0.010	0.010	0.011	0.011	0.011	0.011	0.011	0.011
Utility Inflation - Schools	0.320	0.320	0.320	0.218	0.218	0.218	0.240	0.240	0.240
Utility Inflation - Non Schools	0.156	0.156	0.156	0.125	0.125	0.125	0.159	0.159	0.159
Total - Legislative / Unavoid Index'n Pressures	1.174	1.174	1.174	1.053	1.053	1.053	1.007	1.007	1.007
CUMULATIVE TOTAL	2.105	2.105	2.105	2.092	2.092	2.092	1.968	1.968	1.968
Requiring National Resolution									
Benefits - CTRS	0.499	0.499	0.499	0.518	0.518	0.518	0.539	0.539	0.539
Social Care Commissioning	3.119	5.461	6.881	3.119	5.461	6.881	3.119	5.461	6.881
Total - National Resolution Pressures	3.618	5.960	7.380	3.637	5.979	7.399	3.658	6.000	7.420
CUMULATIVE TOTAL	5.723	8.065	9.484	5.730	8.071	9.491	5.626	7.968	9.388
National Funding Requirement									
NJC Pay Award Estimate (Non Schools)	2.052	2.442	2.833	2.098	2.510	2.926	2.150	2.585	3.027
NJC Pay Award Estimate (Schools)	0.772	0.927	1.081	0.794	0.957	1.122	0.814	0.986	1.162
Teachers - Pay Award - Sept - March	2.233	2.461	2.689	1.987	2.391	2.798	2.047	2.474	2.908
Pay Modelling - Potential Pressure	TBC	TBC	TBC	TBC	TBC	TBC	TBC	TBC	TBC
Total - National Funding Requirement	5.057	5.830	6.603	4.879	5.858	6.846	5.011	6.045	7.097
CUMULATIVE TOTAL	10.780	13.895	16.088	10.609	13.930	16.337	10.637	14.013	16.484
Strategic Decisions									
Social Care									
Transition to Adulthood	1.025	1.183	1.301	1.025	1.183	1.301	1.025	1.183	1.301
Childrens Services Group Homes	0.300	0.300	0.300	0.300	0.300	0.300	0.300	0.300	0.300
Croes Atti Extension - Revenue Costs	0.450	0.500	0.500	0.450	0.500	0.500			
Buckley Extra Care Facility	0.200	0.200	0.200	0.400	0.600	0.600			
Increased Homecare Capacity	0.150	0.150	0.150	0.150	0.150	0.150			
Special Guardianship Orders (SGOs)	0.050	0.050	0.050	0.050	0.050	0.050			
Impact of Real living Wage (RLW) on Self-Funders	0.600	0.700	0.800						
Education & Youth									
Investment in Delegated School Budgets	1.000	1.000	1.000	1.000	1.000	1.000			
Joint Archive Service - Borrowing Costs	0.085	0.085	0.085	0.021	0.021	0.021	0.036	0.036	0.036
On Site Inclusion Centres	0.124	0.124	0.124	0.089	0.089	0.089			
Streetscene									
Electric/Hydrogen Vehicles Revenue Costs	0.050	0.075	0.100						
P, E & E									
Public Protection Capacity	0.037	0.037	0.037						
Digital Strategy (Incl. new posts)									
Schools Information Management System	0.177	0.177	0.177	(0.082)	(0.082)	(0.082)			
Digital Delivery - Digital Solutions Technician	0.035	0.035	0.035						
Microsoft Power BI Licences (40 from E3 to E5)	0.007	0.007	0.007						
Corporate									
Capital Borrowing Costs 22/23	0.339	0.339	0.339	0.115	0.115	0.115	0.002	0.002	0.002
Croes Atti Extension - Borrowing Costs	0.281	0.281	0.281	0.281	0.281	0.281	0.118	0.118	0.118
E-Procurement Tools - Basware							0.041	0.041	0.041
Sustainable Communities for Learning Programme (Band C)	0.000	0.000	0.000	TBC	TBC	TBC	TBC	TBC	TBC
Levelling Up Fund (Match Funding)				0.062	0.062	0.062			
Collaborative Planning (CP) Upgrade	TBC	TBC	TBC	TBC	TBC	TBC	TBC	TBC	TBC
Replacement financial Management System (FMS)	TBC	TBC	TBC	TBC	TBC	TBC	TBC	TBC	TBC
Tender for Procurement system (P2P ending)	TBC	TBC	TBC	TBC	TBC	TBC	TBC	TBC	TBC
Support Recharges to HRA/CPF	TBC	TBC	TBC	TBC	TBC	TBC	TBC	TBC	TBC
Internal Insurance Fund?	TBC	TBC	TBC	TBC	TBC	TBC	TBC	TBC	TBC
CJC Pressure	TBC	TBC	TBC						
Out of County Placements									
Out of County Placements	0.500	0.500	0.500	0.500	0.500	0.500	0.500	0.500	0.500
Total - Strategic Decisions	5.410	5.743	5.986	4.361	4.769	4.887	2.022	2.180	2.298

MTFS - SUMMARY OF PRESSURES	Forecast			Forecast			Forecast		
	2023/24			2024/25			2025/26		
	Low	Medium	High	Low	Medium	High	Low	Medium	High
	£m	£m	£m	£m	£m	£m	£m	£m	£m
CUMULATIVE TOTAL	16.191	19.638	22.074	14.969	18.699	21.224	12.659	16.193	18.782
New Posts									
<u>New Posts - Capacity</u>									
Carbon Reduction Officer	0.059	0.059	0.059						
Employment Services	(0.035)	(0.035)	(0.035)						
Streetscene Enforcement				(0.008)	(0.008)	(0.008)			
Social Value	0.024	0.024	0.024						
<u>New Posts - Other</u>									
Additional Licencing Scheme for HMO's	0.174	0.174	0.174						
Senior Conservation Planner	0.048	0.048	0.048						
Digital Connectivity Officer	0.043	0.043	0.043						
Total - New Posts	0.312	0.312	0.312	(0.008)	(0.008)	(0.008)	0.000	0.000	0.000
CUMULATIVE TOTAL	16.503	19.950	22.386	14.962	18.691	21.216	12.659	16.193	18.782

Eitem ar gyfer y Rhaglen 5



CABINET

Date of Meeting	Tuesday, 12 th July 2022
Report Subject	Council Plan 2021/22 End of Year Performance Monitoring Report
Cabinet Member	Cabinet Member for Governance and Corporate Services including Health and Safety and Human Resources
Report Author	Chief Executive
Type of Report	Strategic

EXECUTIVE SUMMARY

The Council Plan 2021/22 was adopted by the Council in June 2021. This report presents the annual out-turn of progress against the Council Plan priorities identified for 2021/22.

This out-turn report for the 2021/22 Council Plan shows 73% of activities are making good progress with 74% likely to achieve their planned outcomes. 73% of the performance indicators have met or exceeded their targets, 9% are being closely monitored and 18% are currently not meeting target.

This report is an exception-based report and concentrates on those areas of performance which are not currently achieving their target.

Recommendations

1.	To endorse and support levels of progress and confidence in the achievement of priorities within 2021/22 Council Plan.
2.	To endorse and support overall performance against 2021/22 Council Plan performance indicators.
3.	To be assured by explanations given for those areas of underperformance.

REPORT DETAILS

1.00	EXPLAINING THE COUNCIL PLAN 2021/22 PERFORMANCE AT END OF YEAR
1.01	The Council Plan performance report provides an explanation of the progress made towards the delivery of the priorities set out in the 2021/22 Council Plan. The narrative is supported by information on performance indicators and/or milestones.
1.02	This report is an exception-based report and concentrates on those areas of performance which are not currently achieving their target.
1.03	<p>Monitoring Activities</p> <p>Each of the sub-priorities under each theme within the Plan have high level activities which are monitored over time. ‘Progress’ shows action against scheduled activity and is categorised as:</p> <ul style="list-style-type: none"> • RED: Limited Progress – delay in scheduled activity and, not on track • AMBER: Satisfactory Progress – some delay in scheduled activity, but broadly on track • GREEN: Good Progress – activities completed on schedule and on track <p>A RAG status is also given for the assessment of our current level of confidence in achieving the ‘outcome(s)’ in-year for each sub-priority. Outcome is categorised as:</p> <ul style="list-style-type: none"> • RED: Low – lower level of confidence in the achievement of the outcome(s) in-year • AMBER: Medium – uncertain level of confidence in the achievement of the outcome(s) in-year • GREEN: High – full confidence in the achievement of the outcome(s) in-year
1.04	<p>In summary our overall progress against activities is:</p> <p>Progress RAG</p> <ul style="list-style-type: none"> • We are making good (green) progress in 105 (73%) • We are making satisfactory (amber) progress in 35 (24%) • We are making limited (red) progress in 4 (3%) <p>Outcome RAG</p> <ul style="list-style-type: none"> • We have a high (green) level of confidence in the achievement of 107 (74%) outcomes. • We have a medium (amber) level of confidence in the achievement of 34 (24%) outcomes. • We have a low (red) level of confidence in the achievement of 3 (2%)

	outcomes.
1.05	<p>Monitoring our Performance</p> <p>Analysis of performance against the performance indicators is undertaken using the RAG status. This is defined as:</p> <ul style="list-style-type: none"> • RED - under-performance against target. • AMBER - where improvement may have been made but performance has missed the target. • GREEN - positive performance against target.
1.06	<p>Analysis of current levels of performance against target shows the following:</p> <ul style="list-style-type: none"> • 44 (73%) have achieved a green RAG status • 5 (9%) have an amber RAG status • 11 (18%) have a red RAG status
1.07	<p>The 11 performance indicators (PIs) which show a red RAG status for current performance against target are:</p> <p>Affordable and Accessible Housing</p> <p>Number of Affordable Homes under construction via NEW Homes</p> <p>The delivery of 21 units at the Airfields site with Clwyd Alyn who is our development partner has been subject to numerous delays whilst obtaining the required statutory approvals. Planning approval for the whole site of 101 new homes was achieved on 30 March but too late to complete the land purchase/sign the build contract to access Social Housing Grant funding for 2021/22.</p> <p>The current financial viability of the development is being reviewed due to some specification changes on the development and this revised review, once completed, will be presented to the NEW Homes Board for consideration.</p> <p>Number of Council Homes completed</p> <p>Difficulties with the supply chain are still present, with a shortfall in labour with increased costs in materials and manpower effecting all developments. These impacting factors along with a sudden resurgence in overall activity and new policies from Natural Resource Wales relating to phosphates have delayed commencement on site. This has resulted in Duke Street and Park Lane starting later than expected with completion dates now programmed for 2022/23 instead of 2021/22.</p> <p>Green Society and Environment</p> <p>Develop multi-modal transport hub at Garden City</p> <p>Progress has been hindered due to ongoing land negotiations. An application for funding enabling construction in 2022/23 financial year has been submitted.</p> <p>Introduce Electric Charging points at key locations across the County</p> <p>A total of four electric charge points have been installed on the recently constructed Park & Ride facility on Zone 2 Deeside Industrial Park. A further</p>

17 charge-points are to be installed imminently within Flintshire owned car parks.

Introduce electric vehicles into the recycling fleet

We have been working with Welsh Government Energy Service and partner organisations to introduce Electric Vehicle Charging Infrastructure to Alltami Depot, however the delivery of Electric Vehicles has been delayed due to supply chain issues.

Percentage of waste reused, recycled or composted

Changes in lifestyle, with more people working from home and buying online, has caused fluctuation to the materials streams, with an increase in residual waste affecting recycling rates.

Total waste arising from composting decreased in Q4 as expected due to seasonal fluctuations (growing season and cessation of collections over the winter period). This has decreased the overall recycling performance, which includes both recycling and composting data combined. As a result, the recycling percentage has decreased. Monitoring of the materials will continue and educational campaigns to increase awareness of recycling with events planned in spring/summer to help drive a reduction in residual waste and increase in recycling rates. Additionally, the reintroduction of side waste enforcement since September 2021 will continue to assist with ensuring that residual waste is minimised.

Economy

Number of local businesses supported to reduce their carbon footprint and become more resource efficient

Progress on this work area has been delayed this year due to capacity being diverted to the delivery of Welsh Government Covid grants to businesses. The Council has now established a new decarbonisation forum for Deeside Industrial Park to support businesses and pilot wider approaches.

Number of individuals entering employment, learning or volunteering

Overall, numbers entering the employability programmes have been lower this year as the impact of the pandemic on the labour market has been less than feared. As a result, leaver numbers are also lower than forecast. During quarter four, 39 individuals who were signed up to the Communities for Work programme were successful in gaining employment. The successful employment sectors included retail, construction (multiskilled operatives), security, care work and logistics. Throughout the quarter a number of training and work experience opportunities had been made available to clients including a five-day Social Care pathway, Health and Safety Level 1 in construction training along with a Hospitality pathway which included training in Food Safety, Customer service and barista.

Number of individuals receiving support

During quarter four, 86 individuals registered with the Communities for Work programme in Flintshire and were assigned an employment mentor. Opportunities for engagement during this quarter included a specific social care recruitment event held in February at Ty Calon in Queensferry to support care providers who are struggling to recruit staff in this area and to provide job seekers with a platform to talk to employers direct. A partnership event at the

Xplore Science Discovery Centre in Wrexham took place during March to support anyone interested in a career in the transport sector. Local training providers were on hand for individuals to find out what is involved and what opportunities are available. Employers also attended to give an overview of their companies and the different roles they have within. Communities for Work continued to support a community drop-in held at St. Peter's Church in Holywell offering advice and guidance to anyone wanting to get back into work.

Green Society and Environment / Economy

Number of bus quality partnerships on the core network

The ongoing development of the Quality Bus Partnership has been put on hold. Transport For Wales are undertaking a Network review across North Wales and whilst the initial report was due in May 2021 this piece of work is delayed due to the consultation of the white paper produced by Welsh Government. This white paper sets out proposals for public transport bus services to better plan and grow the bus network. This will ensure it meets public needs, maximise the value we get for our investment in bus services and break our reliance on private cars.

Personal and Community Wellbeing

Progress actions to avoid non-payment of all Fixed Penalty Notice (FPN) /Penalty Charge Notice (PCN)

76.6% of expected income has been received to date for the period of 1 January 2022 to 31 March 2022. There was a total of 596 Penalty Charge Notices (PCN's) issued, out of these there are still outstanding 158 payments - this is reflective of the fact that PCN's issued up to 31 March would have a 14-day payment window prior to any chasing. Five Fixed Penalty Notices were issued with four paid in full and one that is currently on extension of payment terms. Any outstanding payments will be progressed via the formal recovery process.

2.00	RESOURCE IMPLICATIONS
2.01	There are no specific resource implications for this report.

3.00	IMPACT ASSESSMENT AND RISK MANAGEMENT							
3.01	Ways of Working (Sustainable Development) Principles Impact							
	<table border="1"> <tr> <td>Long-term</td> <td rowspan="5">Throughout all the End of Year Monitoring Report there are demonstrable actions and activities which relate to all the Sustainable Development Principles. Specific case studies will be included in the Annual Performance Report for 2021/22.</td> </tr> <tr> <td>Prevention</td> </tr> <tr> <td>Integration</td> </tr> <tr> <td>Collaboration</td> </tr> <tr> <td>Involvement</td> </tr> </table>	Long-term	Throughout all the End of Year Monitoring Report there are demonstrable actions and activities which relate to all the Sustainable Development Principles. Specific case studies will be included in the Annual Performance Report for 2021/22.	Prevention	Integration	Collaboration	Involvement	
Long-term	Throughout all the End of Year Monitoring Report there are demonstrable actions and activities which relate to all the Sustainable Development Principles. Specific case studies will be included in the Annual Performance Report for 2021/22.							
Prevention								
Integration								
Collaboration								
Involvement								

Well-being Goals Impact

Prosperous Wales	Throughout the End of Year Monitoring Report there is evidence of alignment with the Well-being Goals. Specific strategic and policy reports include impact and risk assessments.
Resilient Wales	
Healthier Wales	
More equal Wales	
Cohesive Wales	
Vibrant Wales	
Globally responsible Wales	

Council's Well-being Objectives

The Council undertook a review of its Well-being Objectives during the development of the 2021/22 Council Plan. The updated set of Well-being Objectives are a more focused set of six. The Well-being Objectives identified have associated themes for which they resonate. See the full list below.

Theme	Well-being Objective
Poverty	Protecting people from poverty by supporting them to meet their basic needs
Affordable and Accessible Housing	Housing in Flintshire meeting the needs of our residents and supporting safer communities
Green Society and Environment	Limiting the impact of the Council's services on the natural environment and supporting the wider communities of Flintshire to reduce their own carbon footprint
Economy	Enabling a sustainable economic recovery
Personal and Community Well-being	Supporting people in need to live as well as they can
Education and Skills	Enabling and Supporting Learning Communities

4.00 CONSULTATIONS REQUIRED / CARRIED OUT

4.01	The Reporting Measures are monitored by the respective Overview and Scrutiny Committees according to the priority area of interest.
4.02	Chief Officers and Senior Managers have contributed towards reporting of relevant information.

5.00 APPENDICES

5.01	Appendix 1: Council Plan 2021-22 End of Year Performance Monitoring Report.
------	---

6.00	LIST OF ACCESSIBLE BACKGROUND DOCUMENTS
6.01	Council Plan 2021/22.


7.00	CONTACT OFFICER DETAILS
7.01	<p>Contact Officer: Jay Davies Telephone: 01352 702744 Email: jay.davies@flintshire.gov.uk</p>

8.00	GLOSSARY OF TERMS
8.01	<p>Council Plan: the document which sets out the annual priorities of the Council. It is a requirement of the Local Government and Elections (Wales) Act 2021 for organisations to ‘set out any actions to increase the extent to which the council is meeting the performance requirements.’ Plans for organisations should be robust; be clear on where it wants to go; and how it will get there.</p> <p>An explanation of the report headings</p> <p>Measures (Key Performance Indicators - KPIs)</p> <p>Actual (YTD) – the year-to-date performance identified i.e. by numbers, percentages, etc</p> <p>Target (YTD) – The target for the year to date which is set at the beginning of the year.</p> <p>Current RAG Rating – This measures performance for the year against the target. It is automatically generated according to the data.</p> <ul style="list-style-type: none"> • Red = a position of under performance against target • Amber = a mid-position where improvement may have been made but performance has missed the target; and • Green = a position of positive performance against the target.

Mae'r dudalen hon yn wag yn bwrpasol

Council Plan End of Year Performance Monitoring Report 2021/22

Tudalen 39

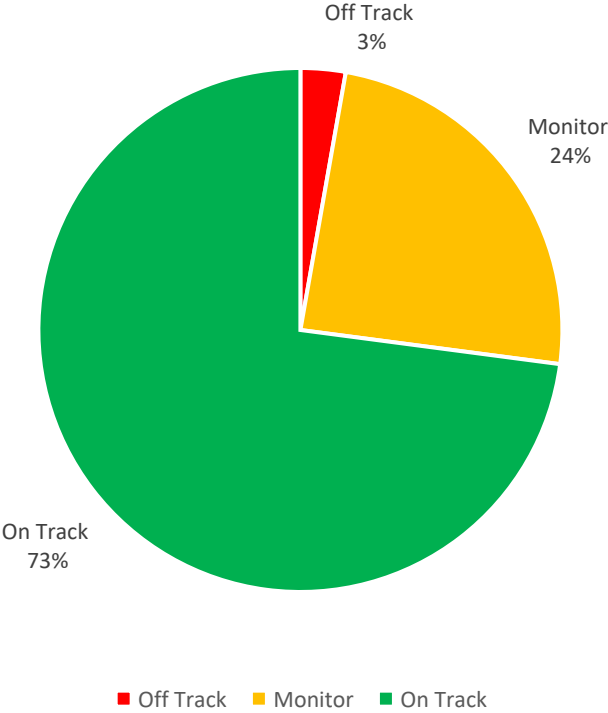


Contents

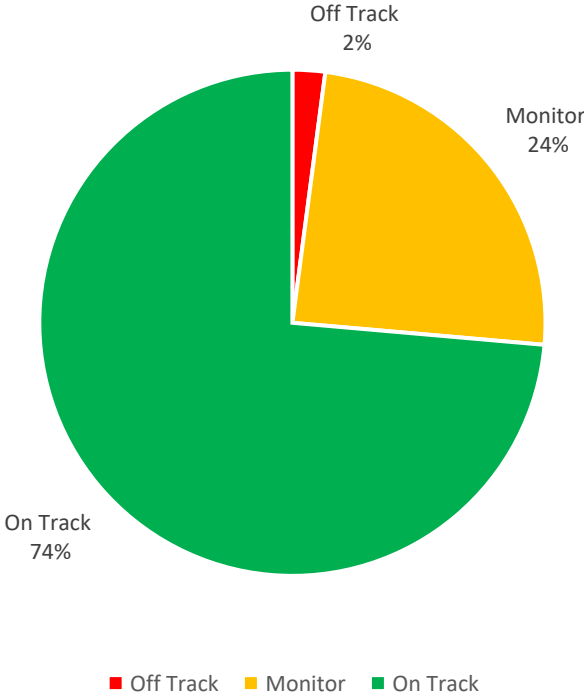
Analysis.....	3
Poverty	5
Poverty Overall Performance	6
Affordable and Accessible Housing	38
Affordable and Accessible Housing Overall Performance	39
Green Society and Environment.....	73
Green Society and Environment Overall Performance	74
Economy.....	102
Economy Overall Performance.....	103
Personal and Community Wellbeing	129
Personal and Community Wellbeing Overall Performance	130
Education and Skills.....	158
Education and Skills Overall Performance.....	159

Analysis

Council Plan Action RAG Status

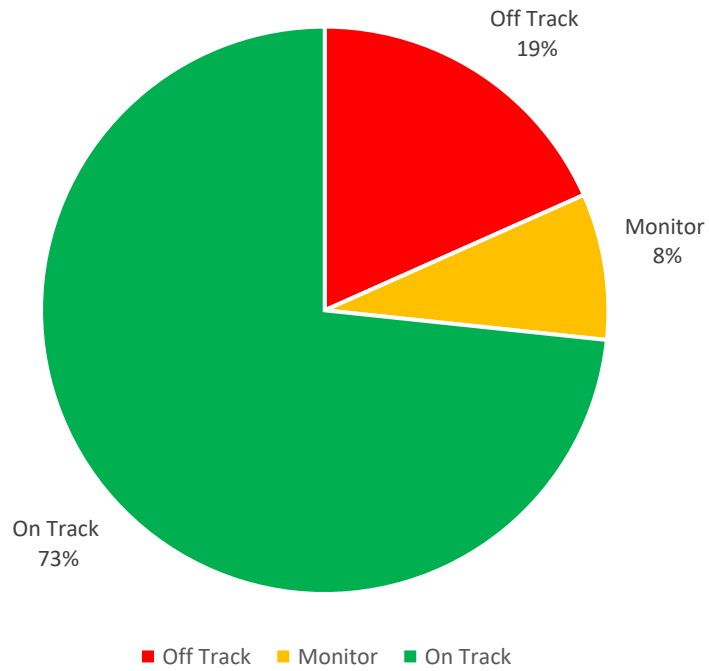


Council Plan Outcome RAG Status



Tudalen 41

Council Plan Performance Measures



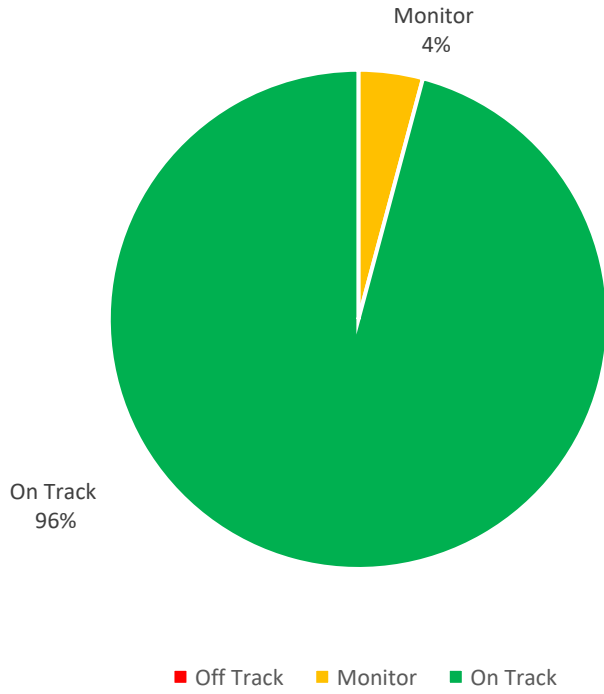
Measures Off Track

Area	Title	RAG
Social Housing	Number of Affordable Homes under construction via NEW Homes	▲
	Number of Council Homes completed	▲
Fleet Strategy	Introduce electric vehicles into the recycling fleet	▲
Active and Sustainable Travel Options	Develop multi-modal transport hub at Garden City	▲
	Introduce Electric Charging points at key locations across the County	▲
Active and Sustainable Travel Options	Number of bus quality partnerships on the core network	▲
Transport and Digital Infrastructure	Percentage of waste reused, recycled or composted	▲
Circular Economy	Number of local businesses supported to reduce their carbon footprint and become more resource efficient	▲
Business	Number of individuals entering employment, learning and volunteering	▲
Reducing Worklessness	Number of individuals receiving support	▲
	Progress actions to avoid non-payment of all Fixed Penalty Notice (FPN) / Penalty Charge Notice (PCN)	▲
A Well-connected, Safe and Clean Local Environment		

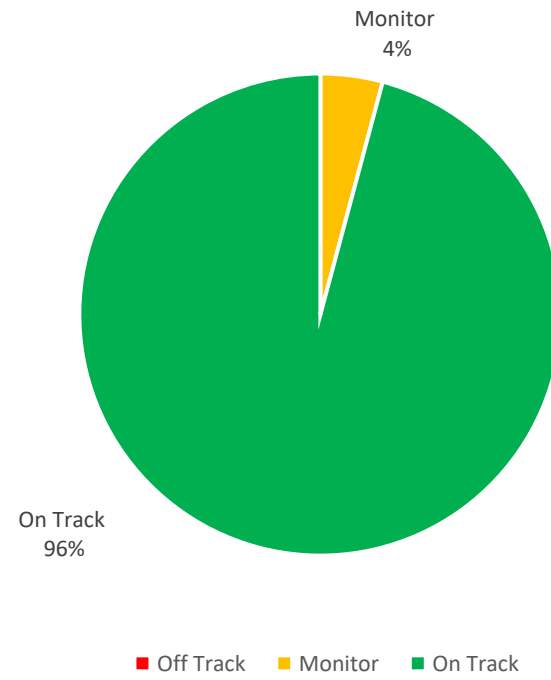
Poverty

Poverty Overall Performance

Poverty Action RAG Status

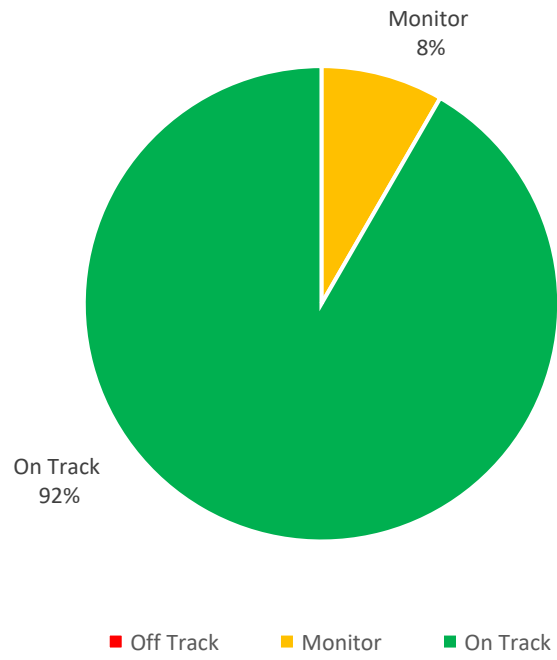


Poverty Outcome RAG Status



Tudalen 44

Poverty Performance Measures



Measures Off Track

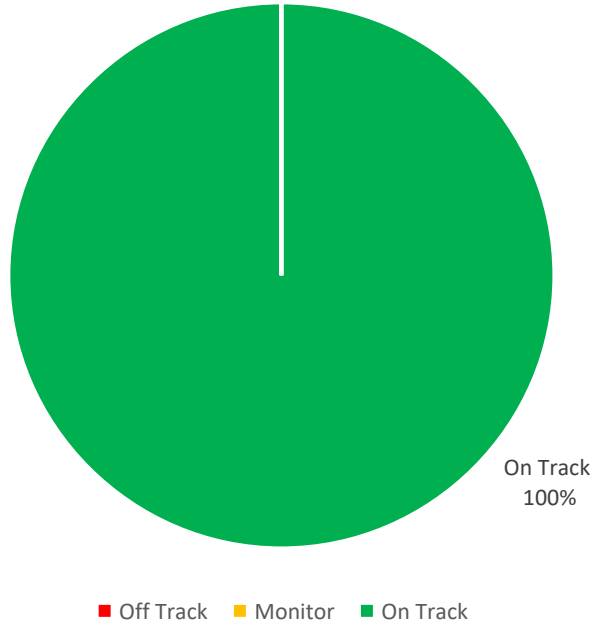
Area	Title	RAG
Poverty	There are no measures off track for this section	

Income Poverty Actions

Action	Percentage Complete	RAG	Outcome RAG	Comment
Continuing to offer our community hub (Contact Centres) approach giving access to a range of programmes, services and agencies together in one place	100%	★	★	We have received funding from Betsi Cadwaladr University Health Board to enable the community support hub to remain open for a further 12 months, 1 April 2022 to 31 March 2023. Residents are able to call in Monday, Wednesday and Friday, 9:00am-12:30pm where they can receive support from a number of agencies and organisations, on hand to offer advice and support on areas such as mental health, finance, household fuel, food, digital and employment. We want the hub to grow so we can continually enhance the support offered as well as holding events such as cookery classes and wellness sessions.
Ensuring that take-up to benefit entitlements is maximised in a timely way by processing claims efficiently	100%	★	★	We are encouraging take-up of all benefits and grants the services offer. The Winter Fuel Support Scheme was launched on 13 December 2021. This was a one-off scheme from Welsh Government aiming to tackle fuel poverty. This has been promoted on social media, in the press and targeted invites have been issued to households which we identified could qualify. We received 8,672 applications in total, 8,665 applications have been processed and 6,672 households have received a payment. The scheme closed for applications on 28 February 2022 and all payments must be made by 30 April 2022. A uniform Grant take-up scheme is planned for April as the grant funding for this scheme closes on 30 June 2022.
Maximising take-up of the Discretionary Housing Payments scheme and other financial support	100%	★	★	Discretionary Housing Payments (DHP) expenditure has been fully utilised in supporting Flintshire residents as a result of continuing increases due to the additional financial pressures of rent and rising of fuel bills which impacts on tenants' ability to pay their rent. Welsh Government continually encourage Local Authorities to use DHP in the prevention of homelessness.
Maximising the number of people signposted for support to facilitate longer term behavioural change	90%	★	★	Impacts from the pandemic continue, referrals continue to be received and the ongoing advice and support forms part of the Discretionary Housing Payments (DHP) application process even if a DHP is unsuccessful. It is envisaged that figures will continue to rise with the increased energy bills and removal of the Universal Credit uplift.

Income Poverty Measures

Income Poverty Performance Measures



Measures

Area	Title	RAG
Income Poverty	Average number of calendar days to process change in circumstances for housing benefit and council tax reduction	★
	Average number of calendar days to process new claims for housing benefit and council tax reduction	★
	Total spend of Discretionary Housing Payments	★

Tudalen 47

Income Poverty Measures

Average number of calendar days to process change in circumstances for housing benefit and council tax reduction

CP/017M - HA/001M



	Actual (YTD)	Target (YTD)	Current RAG Rating
Fudalen 48	3.00	8.00	★

Comment

The average processing time for change of circumstances was three days. This is an improvement on last quarter and the performance target of eight days was achieved.

Income Poverty Measures

Average number of calendar days to process new claims for housing benefit and council tax reduction

CP/018M - HA/002M



Tudalen 49

Actual (YTD)	Target (YTD)	Current RAG Rating
17.00	20.00	★

Comment
The average processing time for new claims was 17 days. This is an improvement on the last quarter and the performance target of 20 days was achieved.

Income Poverty Measures

Total spend of Discretionary Housing Payments

CP/019M - HA/003M



Actual (YTD)	Target (YTD)	Current RAG Rating
130.00%	100.00%	★

Comment
 Discretionary Housing Payments (DHP) expenditure is exceeding target values due to the increase in DHP applications and support required due to the financial impacts in households during the current pandemic.

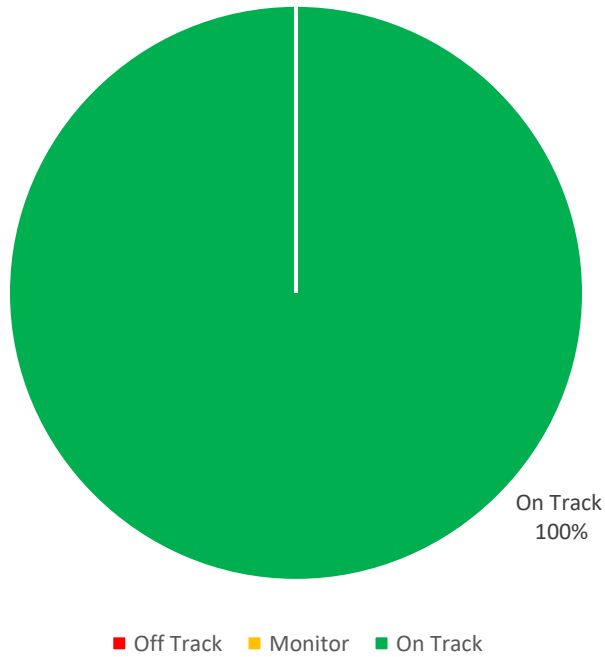
Child Poverty Actions

Action	Percentage Complete	RAG	Outcome RAG	Comment
Encouraging take-up of the free school breakfast for year 7 pupils eligible for free school meals	75%	●	●	This initiative was more challenging to deliver during the pandemic due to changes to how secondary schools operated with Covid restrictions in place. Secondary schools worked closely with NEWydd to implement as far as possible and there are varying models of delivery currently with nine schools offering provision through this initiative. Two schools were already providing access to free breakfast for Free School Meals pupils. The main challenge currently is that a large percentage of the recording is needed to be done manually. Work will continue in supporting schools with this initiative, on encouraging further take-up and developing a more sustainable recording process through the cashless dining system.
Ensuring children have access to staffed open-access playwork projects in local communities	100%	★	★	The Play Development Team have been enabled to deliver much needed services to our most vulnerable groups of children and young people. Increased numbers of sessions have been delivered in both community and school settings during quarter four via funding from the Welsh Government Winter of Wellbeing grant, a Covid-19 recovery grant. e.g. Special schools Ysgol Maes Hyfryd; Ysgol Pen Coch; Plas Derwen PRU, The Holway and Central Park Connahs Quay (In partnership with Connahs Quay Town Council). Also, via extended funding received for the Riverside Gypsy Traveller Project in partnership with the Community Resilience Team Wrexham and Flintshire.
Ensuring children have access to well-maintained outdoor play areas which offer a varied and rich play environment	100%	★	★	Aura Leisure and Libraries in partnership with the Local Authority continue to inspect, maintain and repair all Council equipped place spaces.
Increasing usage of online resources for children and young people	100%	★	★	15,117 issues of children and young people's resources for 1 April 2021 - 31 March 2022.
Maintaining the network of seven libraries in partnership with Aura	100%	★	★	Deeside Library reopened October 2021.

Action	Percentage Complete	RAG	Outcome RAG	Comment
Making the processes for claiming free school meals as simple and straightforward as possible to increase the percentage of take-up against entitlement	100%	★	★	Online form is regularly reviewed to ensure it is still current and take up is being encouraged. Promotional leaflets will be distributed with the annual Council Tax Bills and Benefit letters to ensure households not already known to us claim their entitlement.
Maximising the take-up of the school uniform grant	86%	★	★	Uniform Grant Funding from Welsh Government is £403,275.00 for July 2021 – June 2022. Expenditure at March 2022 is £350,375.00. This equates to 86% of the initial allocated funding spent so far. A further amount of funding (£158,750.00) was allocated in January 2022. A take-up campaign is planned for April 2022 to ensure take-up is promoted before the funding closes on 30 June 2022.

Child Poverty Measures

Child Poverty Performance Measures



Tudalen 53

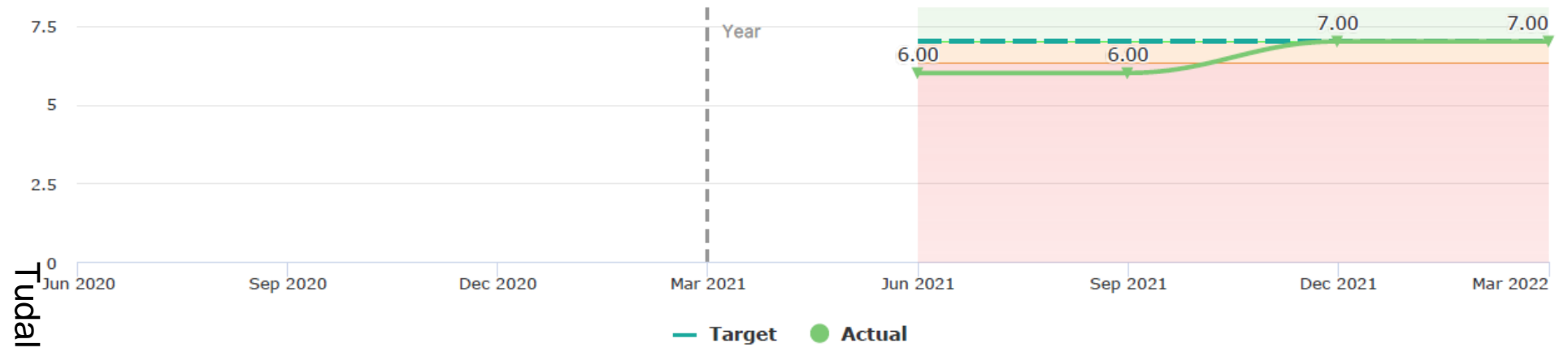
Measures

Area	Title	RAG
Child Poverty	Number of libraries open	★
	Percentage of secondary school offering the free breakfast to those eligible year 7 pupils	★
	Total number of children pre-registered for community and school play sessions/support	★
	Total number of children pre-registered for Summer Play Scheme	★
	Usage statistics of online resources for children and young people	N/A

Child Poverty Measures

Number of libraries open

CP/004M - AURA/001



Tudalen 54

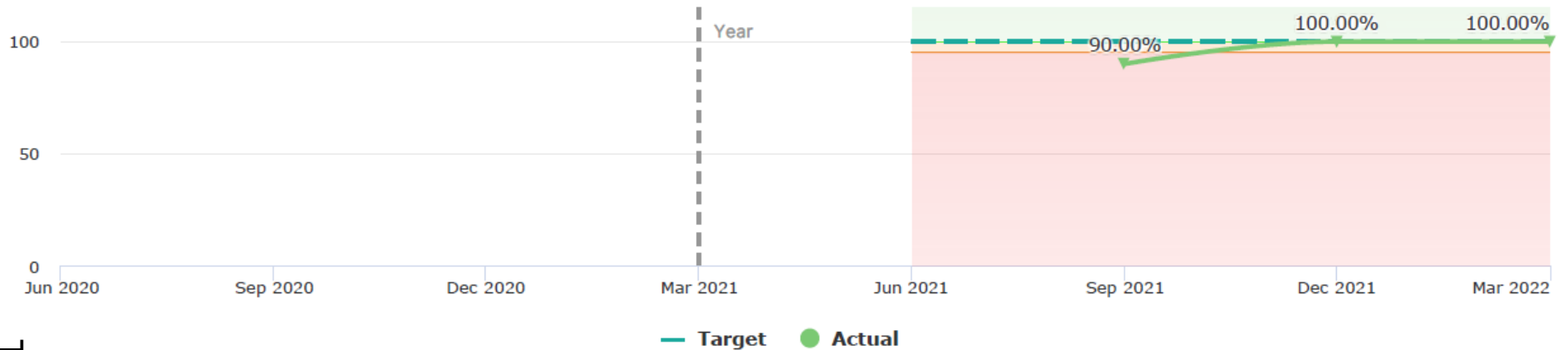
Actual (YTD)	Target (YTD)	Current RAG Rating
7.00	7.00	★

Comment
Deeside Library reopened October 2021.

Child Poverty Measures

Percentage of secondary school offering the free breakfast to those eligible year 7 pupils

CP/003M - HA/004M



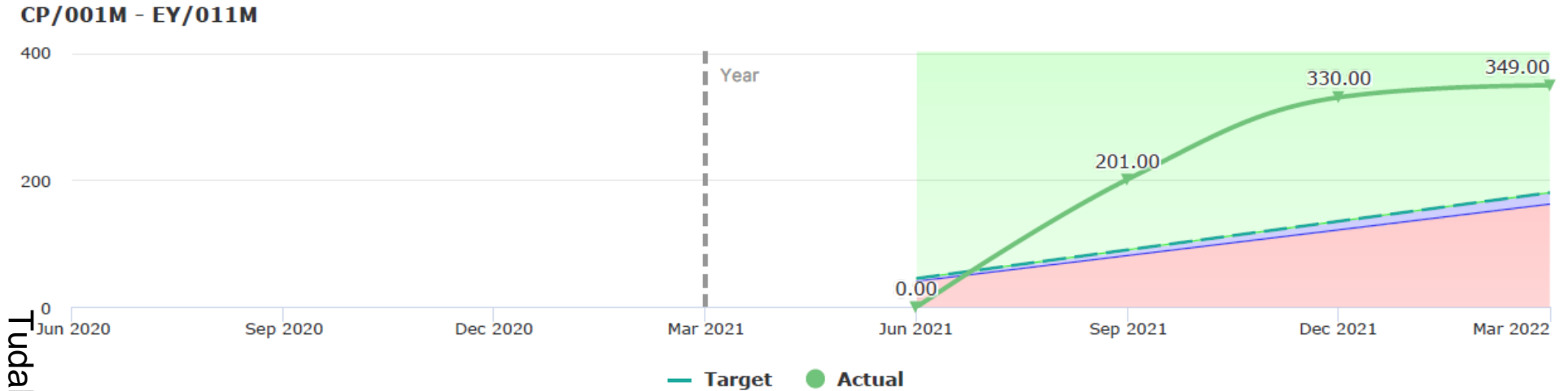
Tudalen 55

Actual (YTD)	Target (YTD)	Current RAG Rating
100.00%	100.00%	★

Comment
This initiative was more challenging to deliver during the pandemic due to changes to how secondary schools operated with Covid restrictions in place. Secondary schools worked closely with NEWydd to implement as far as possible and there are varying models of delivery currently with nine schools offering provision through this initiative. Two schools were already providing access to free breakfast for Free School Meals pupils. The main challenge currently is that a large percentage of the recording is needed to be done manually. Work will continue in supporting schools with this initiative, on encouraging further take-up and developing a more sustainable recording process through the cashless dining system.

Child Poverty Measures

Total number of children pre-registered for community and school play sessions/support



	Actual (YTD)	Target (YTD)	Current RAG Rating
Tudalen 56	349.00	180.00	★

Comment
The Play Development team continued to deliver sessions for quarter four via funding received from Welsh Government All Wales Play Opportunities Grant; Connah's Quay Town Council and Wrexham/Flintshire Resilience Team. The delivery of sessions was continued from quarter three at the two special schools Ysgol Maes Hyfryd and Ysgol Pen Coch and the Pupil Referral Unit, Ysgol Plas Derwen. Play sessions were continued with Riverside Gypsy Traveller community, Central Park, Connah's Quay and The Holway, Holywell. 19 new registrations of young people were achieved in quarter four.

Child Poverty Measures

Total number of children pre-registered for Summer Play Scheme

CP/002M - EY/012M



Tudalen 57

Actual (YTD)	Target (YTD)	Current RAG Rating
2,712.00	1,650.00	★

Comment
There are no new registrations for Summer play. Registration period for Summer playschemes ended on 31 August 2021.

Child Poverty Measures

Usage statistics of online resources for children and young people

CP/005M - AURA/002M



Actual (YTD)	Target (YTD)	Current RAG Rating
15,117.00		N/A

Comment
Final figure for year.

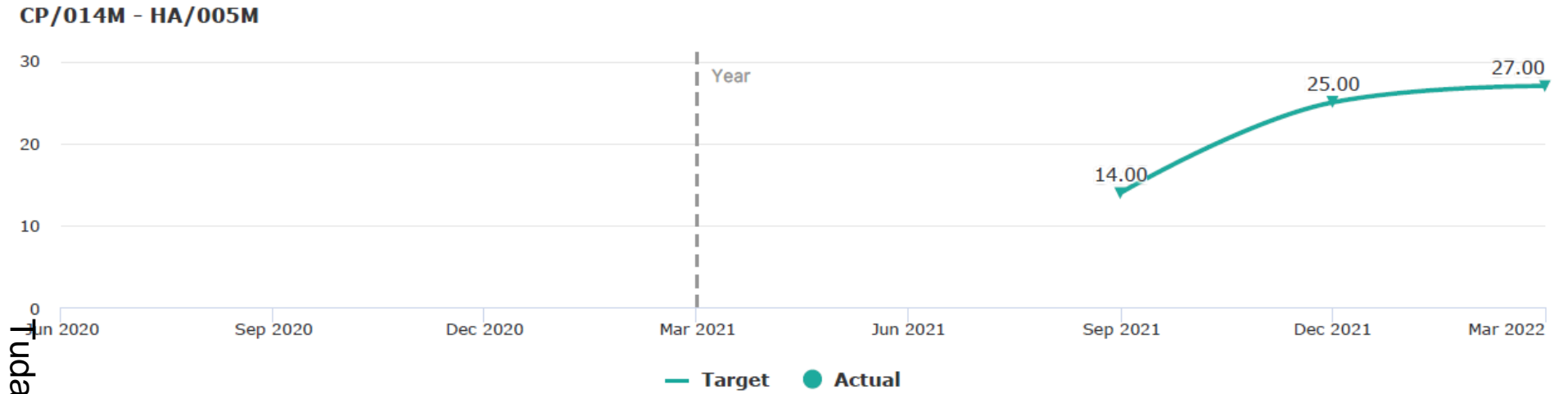
Tudalen 58

Food Poverty Actions

Action	Percentage Complete	RAG	Outcome RAG	Comment
The development and delivery of a "Hospital to Home" meals service	100%	★	★	The hospital to home service is going well, helping to support residents to eat well when arriving home from one of the two cottage hospitals in Flintshire.
The development of a "Well Fed at Home service"	100%	★	★	We will continue to increase awareness and promote the meals on wheels service to our residents, providing support with their meal orders.
The introduction of a transported and delivered food service "Mobile Meals" to those who are vulnerable	100%	★	★	We will continue to increase awareness and promote the meals on wheels service to our residents, providing support with their meal orders.

Food Poverty Measures

Number of residents supported by the "Hospital to Home" meals service



Actual (YTD)	Target (YTD)	Current RAG Rating
66.00		N/A

Comment
The hospital to home service is going well, helping to support residents to eat well when arriving home from one of the two cottage hospitals in Flintshire.

Food Poverty Measures

Numbers of residents enrolled in the "Mobile Meals" service

CP/015M - HA/006M



Tudalen 61

Actual (YTD)	Target (YTD)	Current RAG Rating
61.00		N/A

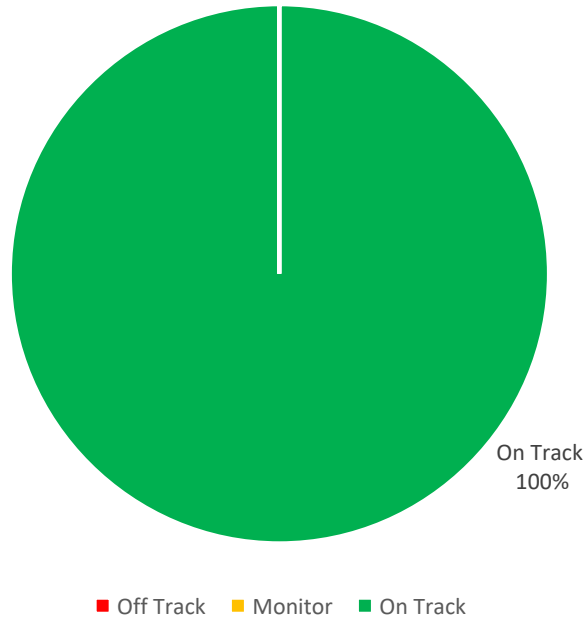
Comment
We will continue to increase awareness and promote the meals on wheels service to our residents, providing support with their meal orders.

Fuel Poverty Actions

Action	Percentage Complete	RAG	Outcome RAG	Comment
Reducing the risk of fuel poverty for residents by increasing the energy efficiency of homes	100%	★	★	In quarter four, there were 1,293 measures delivered against a target of 1,200.
Supporting and referring vulnerable households to reduce fuel poverty and improve health and wellbeing	100%	★	★	End of quarter four, 204 households have been supported of a target of 200.

Fuel Poverty Measures

Fuel Poverty Performance Measures



Measures

Area	Title	RAG
Fuel Poverty	Total number of households receiving energy efficiency support	★

Fuel Poverty Measures

Total number of households receiving energy efficiency support

CP/016M - PEE/012M



	Actual (YTD)	Target (YTD)	Current RAG Rating
Tudalen 64	1,293.00	1,200.00	★

Comment
<p>Delivered 1293 measures against a target of 1200. The measure is made up of various component parts delivered by the Domestic Energy Efficiency Project team.</p> <p>Included within the statistic are work carried out on private and public housing stock for renewable heating, gas central heating, loft and cavity insulation and solar photo voltaic installations.</p>

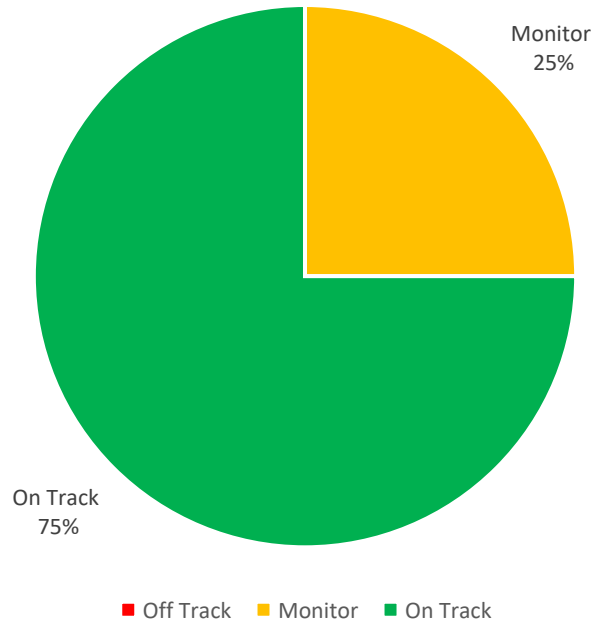
Digital Poverty Actions

Action	Percentage Complete	RAG	Outcome RAG	Comment
Increasing access to information online to support people to retain their digital skills	100%	★	★	Online services are designed to be simple and easy to use. There are a wide range of online services for people to access on the Council's website to save them time contacting us in person, or by telephone. A variety of online services mean people can report, apply and pay for Council services at a time and place that is convenient to them, as well as providing opportunities to use their digital skills.
Increasing loans of devices through the Aura Digital Access Scheme	100%	★	★	The Aura Digital Access Scheme loaned out a total of 76 devices.
Increasing take-up of digital learning opportunities supported by Aura	100%	★	★	Digital learning supported a total of 69 learners and ran a total of 21 courses.
Promote the range of digital training and skill development provided by Coleg Cambria	100%	★	★	The Digital Flintshire Hub launched in August 2021 and can be accessed on Flintshire County Council's website. The Digital Hub promotes a range of tools to support people to develop their digital skills help getting online, staying safe online, free digital training, help and advice. The opportunities promoted on the Digital Hub are in partnership with local organisations including Coleg Cambria.
Promoting initiatives to help people to use digital technology	100%	★	★	The Digital Flintshire Hub promotes a range of initiatives to help people to use digital technology now and in the future. Since its launch in August 2021, the pages viewed have steadily increased and currently 7,300 pages have been viewed on the Hub. The Hub includes resources to keep people safe online, training, health and wellbeing resources, digital events and activities. The Hub also provides information about the Council's ambitious plans contained in the Digital Strategy.
Providing access to council services on the internet in a responsive way (information can be accessed using different devices)	100%	★	★	Online services provided by Flintshire County Council are designed to be responsive. This means digital services can be accessed on any device chosen by the customer. Online services are also designed to be compliant with the Web Content Accessibility Guidelines which means access to services to all people, regardless of disability type or severity of impairment. The Council has 145 online forms providing a range of opportunities for customer to interact with services digitally.

Action	Percentage Complete	RAG	Outcome RAG	Comment
Providing free of charge public access to the internet at Connects Centres and Aura library services	100%	★	★	Flintshire Connects Centres and Aura library services provide free of charge public access to the internet through the use of PCs and tablets during normal office opening hours. Employees at all sites provide support and advice to customers who need support to navigate the internet and access digital services. Employees in Flintshire Connects Centres and Aura library services have received digital training to ensure a consistent approach to supporting customers to develop their digital skills.
Supporting people to use appropriate digital technology through the Digital Champions Scheme	100%	★	★	The Digital Flintshire Hub provides free digital learning to get people online and develop their digital skills. A range of learning materials is available on the Hub including signposting to partner organisations providing a Digital Champion Scheme. Learning & Development in partnership with Welsh Government Digital Communities Wales has launched workforce training that will develop employees, providing them with the tools and techniques to help customers get online. The next session is scheduled to take place in April 2022.

Digital Poverty Measures

Digital Poverty Performance Measures



Tudalen 67

Measures

Area	Title	RAG
Digital Poverty	Number of devices available for loan	★
	Number of registered learners	N/A
	Number of sessions provided	N/A
	The number of online transactions across the Council	★
	Percentage of libraries providing free of charge internet access	★
	The number of people registered on the Digital Champions Scheme to ensure people are not excluded from a digital world	N/A
	The number of people subscribed to My Account	●
	Total loans of devices	N/A

Digital Poverty Measures

Number of devices available for loan

CP/009M - AURA/003M



Actual (YTD)	Target (YTD)	Current RAG Rating
77.00	75.00	★

Comment
Aura has a total of 77 devices available for loan.

Digital Poverty Measures

Number of registered learners

CP/010M - AURA/004M



Tudalen 69

Actual (YTD)	Target (YTD)	Current RAG Rating
69.00		N/A
Comment		
Digital learning supported a total of 69 learners		

Digital Poverty Measures

Number of sessions provided

CP/011M - AURA/005M



Tudalen 70

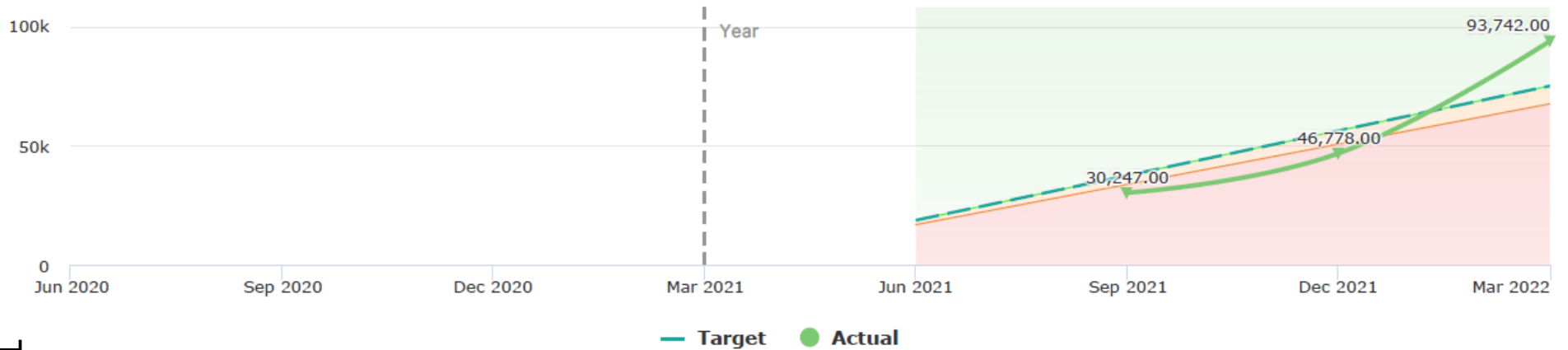
Actual (YTD)	Target (YTD)	Current RAG Rating
210.00		N/A

Comment
Digital learning ran a total of 21 courses with a total of 210 sessions held.

Digital Poverty Measures

The number of online transactions across the Council

CP/006M - GOV/001M



Tudalen 71

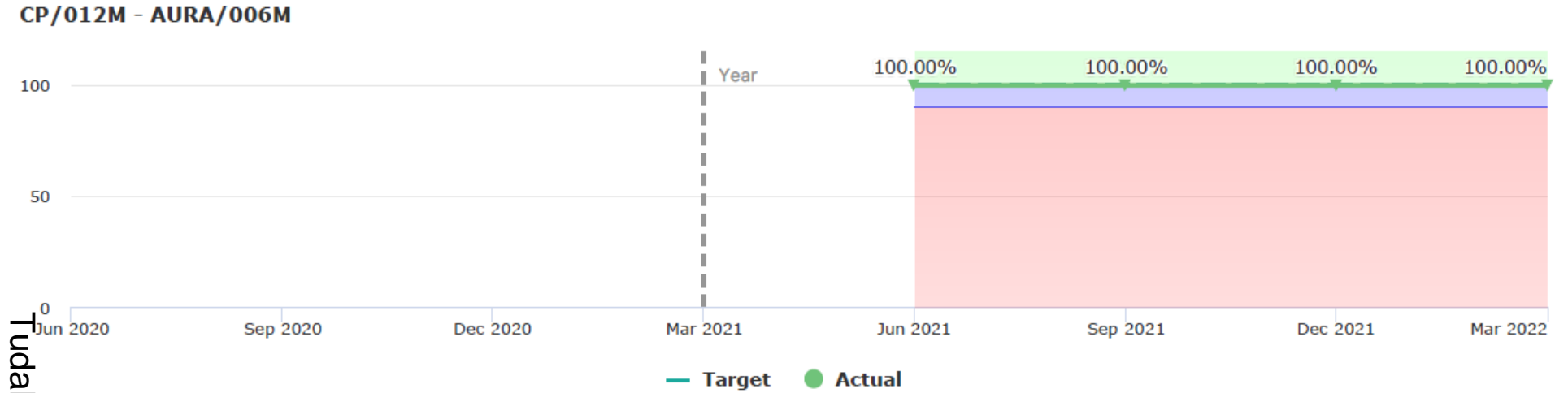
Actual (YTD)	Target (YTD)	Current RAG Rating
93,742.00	75,000.00	★

Comment

There is a wide range of online services for people to access on the Council's website to save them time contacting us in person, or by telephone. A variety of online services mean people can report, apply and pay for Council services at a time and place that is convenient to them, as well as providing opportunities to use their digital skills. In quarter four, 46,964 online transactions were received, with garden waste subscriptions and payments accounting for 43.88% of online transactions.

Digital Poverty Measures

Percentage of libraries providing free of charge internet access




Tudalen 72	
Actual (YTD)	Target (YTD)
100.00%	100.00%
Current RAG Rating	
★	

Comment
All libraries provide free internet access.

Digital Poverty Measures

The number of people registered on the Digital Champions Scheme to ensure people are not excluded from a digital world

CP/007M - GOV/003M



Tudalen 73

Actual (YTD)	Target (YTD)	Current RAG Rating
N/A		N/A

Comment
The Digital Flintshire Hub launched in August 2021 and promotes a range of initiatives to help people to use digital technology now and in the future. The Digital Hub promotes a range of tools to support people to develop their digital skills - help getting online, staying safe online, free digital training, help and advice. Digital Champion Scheme has been rebranded to "Digital Volunteers" and the Digital Hub signposts to partners including Digital Communities Wales, Digital Champions Network and Ability Net. During 2022/23 further opportunities to develop a digital workforce will also be explored.

Digital Poverty Measures

The number of people subscribed to My Account

CP/008M - GOV/004M



Actual (YTD)	Target (YTD)	Last Year	Current RAG Rating
22,902.00	25,000.00		●

Comment

Whilst 25,000 is an ambitious target, having 22,902 people subscribed to My Account on the Council's website is a fantastic achievement. My Account allows customers to access a range of information including who their local Councillor is, Planning, Waste and Recycling, Revenues and Benefits. The intention is to increase subscribers further in 2022/23 as awareness of My Account increases.

Digital Poverty Measures

Total loans of devices

CP/013M - AURA/007M



Tudalen 75

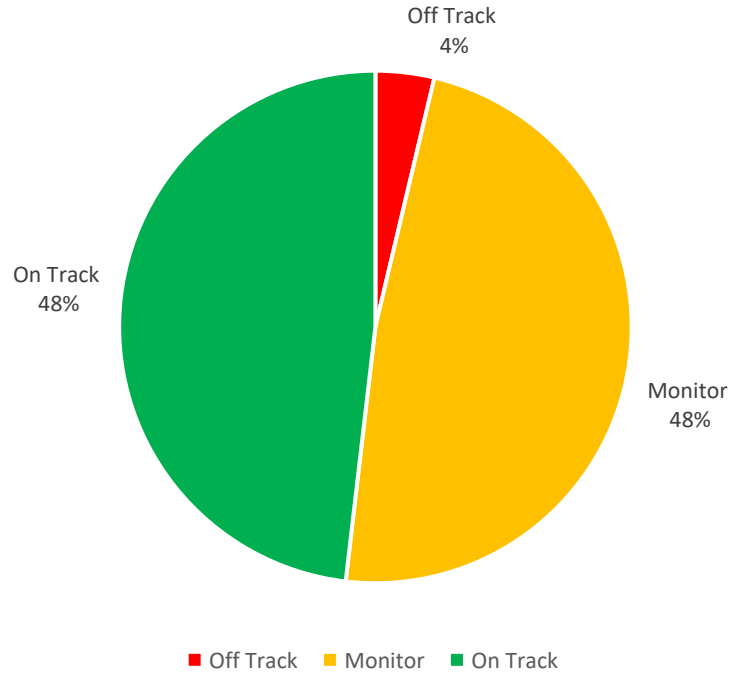
Actual (YTD)	Target (YTD)	Current RAG Rating
76.00		N/A

Comment
The Aura Digital Access Scheme loaned out a total of 76 devices.

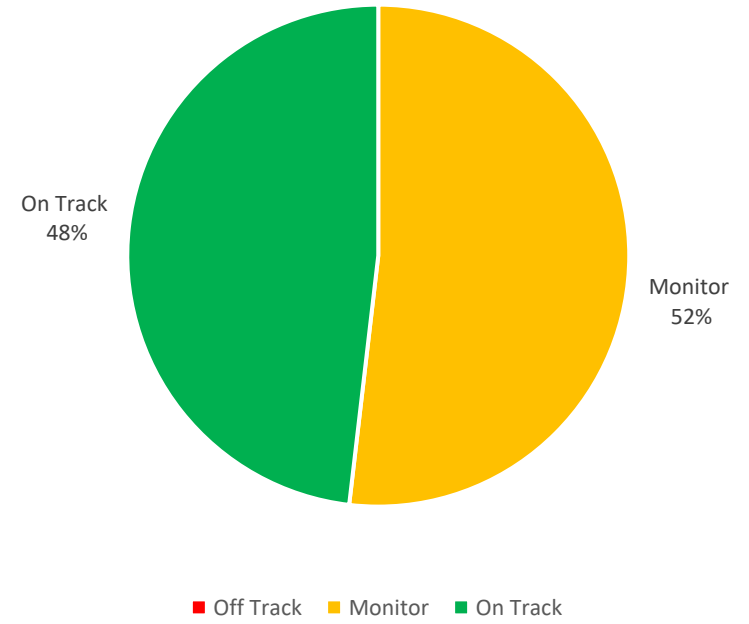
Affordable and Accessible Housing

Affordable and Accessible Housing Overall Performance

Affordable and Accessible Housing Action RAG Status

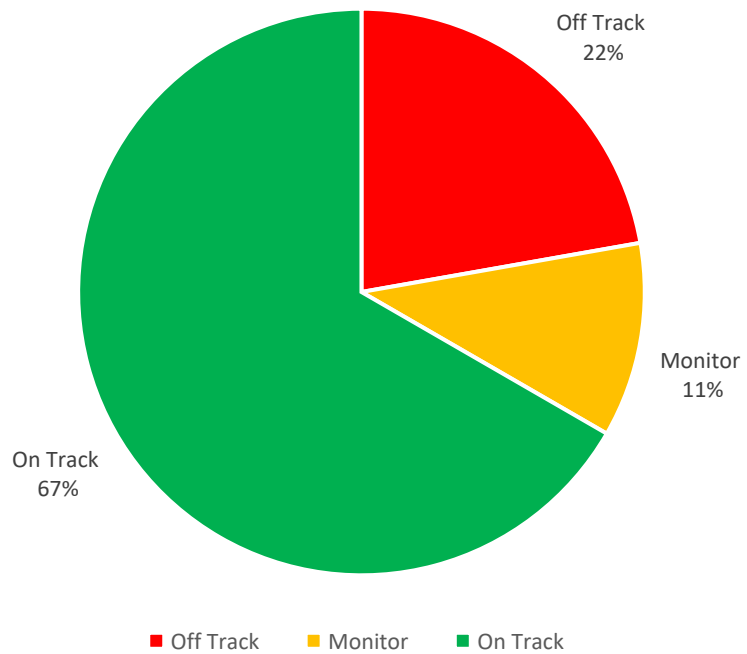


Affordable and Accessible Housing Outcome RAG Status



Tudalen 77

Affordable and Accessible Housing Performance Measures



Tudalen 78

Measures Off Track

Area	Title	RAG
Social Housing	Number of Affordable Homes under construction via NEW Homes	▲
	Number of Council Homes completed	▲

Housing Support and Homeless Prevention Actions

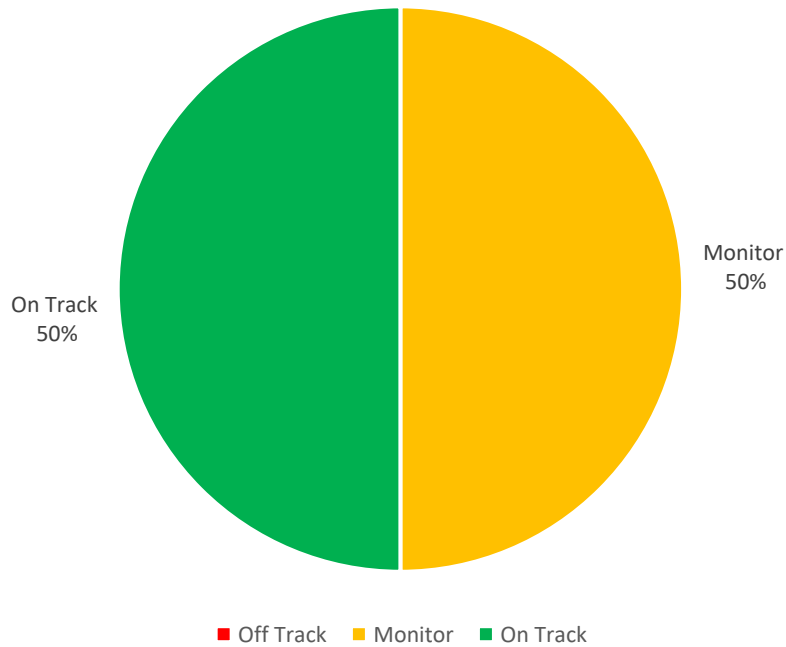
Action	Percentage Complete	RAG	Outcome RAG	Comment
Commissioning a wide range of housing related support that meets the needs of the people of Flintshire	100%	★	★	Additional funding from Welsh Government has enable increased capacity within housing related support services through the enhanced Housing Support Grant award for 2021/22. Some services have not been progressed due to workforce issues as previously referenced at the half year point. Each year we review our demand and seek to commission additional services as required. An underspend for the year has been reported to Welsh Government due to delays in recruitment and commissioning of projects, but this is not of significant concern considering the large uplift in grant this year, full spend anticipated for future years.
Developing and extending our Housing First and Rapid Rehousing approaches for those who do experience homelessness	100%	★	★	In partnership with Conwy and Denbighshire colleagues, we are now successfully resourced to deliver significant support capacity for Housing First. This is funded through Housing Support Grant and is in keeping with Welsh Government expectation that Housing First becomes the default accommodation and support model for people who experience homelessness and have high level support needs. The service now has capacity to support approximately 20 clients and caseload allocation has been completed and allocated officers are now working with our Housing First cohort. Securing suitable independent accommodation post-pandemic will be a challenge but we continue to work with Housing Partners to source long-term settled housing for our most vulnerable people. We have identified and invested in an existing Flintshire County Council property to pilot a "shared house" for Housing First with two residents due to move in quarter one 2022/2023.
Ensuring a multi-agency partnership approach to homeless prevention and develop a culture where homelessness is everyone's business"	100%	★	★	It is widely accepted that homelessness is not only a housing issue. A shared approach and multi-agency working has been a key part of the Covid response to the homeless crisis. The development of the Housing Support Programme Strategy, which was approved by Council in February 2022, outlines the vision for Flintshire in regards to tackling housing hardship, offering a wide range of person centred prevention activities and tackling homelessness in all its forms.

Action	Percentage Complete	RAG	Outcome RAG	Comment
Ensuring when homelessness does occur it is rare, brief and non- recurring	100%	★	★	The challenge of managing homelessness continues post pandemic. There are high numbers of people in temporary homeless accommodation and limited move on opportunities. More people have been accommodated during the pandemic due to the "Everyone In" initiative and our focus is on helping people to exit homelessness as quickly as possible. We continue to utilise the 50% nominations process for Homeless Households in partnership with Common Housing Register partners which offers an additional avenue into social housing but the supply is limited. We also utilise opportunities to access Supported Housing, Private Rented Housing and opportunities for supporting people to safely return home where appropriate. As referenced in previous updates, the Rapid Rehousing Transition Plan will help inform future activity that focuses on ensuring homelessness is rare brief and unrepeated. This is due for completion and submission to Welsh Government by the end of June 2022.
Exploring opportunities to develop a young person's homeless hub offering accommodation and support services	20%	●	●	This is a long term action and is being absorbed into the Housing Support Programme Strategy which will provide the focus of all housing support and homelessness activity across Flintshire over the next four years. A Project Manager role is being explored to assist with delivering on this action. Housing Partners and Development colleagues are aware of our desire to develop a Young Persons Housing Hub and potential sites are actively being explored. No specific site identified at present, but efforts continue to identify a suitable location for this provision.
Promoting housing support and homeless prevention services with our residents and partners	100%	★	★	Efforts to promote services and generate opportunities for early intervention is a clear focus of the Housing Support Programme Strategy 2022-2026. Engagement with partners and internal services through training and profiling raising of our key services has been undertaken and a rolling programme of communication activities will continue year-on-year. Website content updated and continuing to be enhanced in partnership with colleagues in customer service to offer a better "user experience".
Remodelling the "emergency beds" Homeless Hub accommodation offer and service delivery	35%	●	●	This is a long term action. A target area of Deeside has been identified for the Homeless Hub v2.0. This location has a high level of local public sector infrastructure that many of our clients routinely access and a potential site is being explored. Housing Strategy Team are commissioning feasibility study and options assessment with a clear focus on adopting the "triage centre model" which is cited as good practice within the Welsh Government Rapid Rehousing Transition Plan Guidance. This facility would offer opportunity for a multi-agency service delivery model with intensive support on site. Housing Support Grant Funding already identified for future revenue spend to deliver this service and a clear commitment to a new model for the Homeless hub is stated within the Housing Support Programme Strategy 2022-2026, which was adopted by Council in February 2022.

Housing Support and Homeless Prevention Measures

Housing Support and Homeless Prevention Performance Measures

Tudalen 81

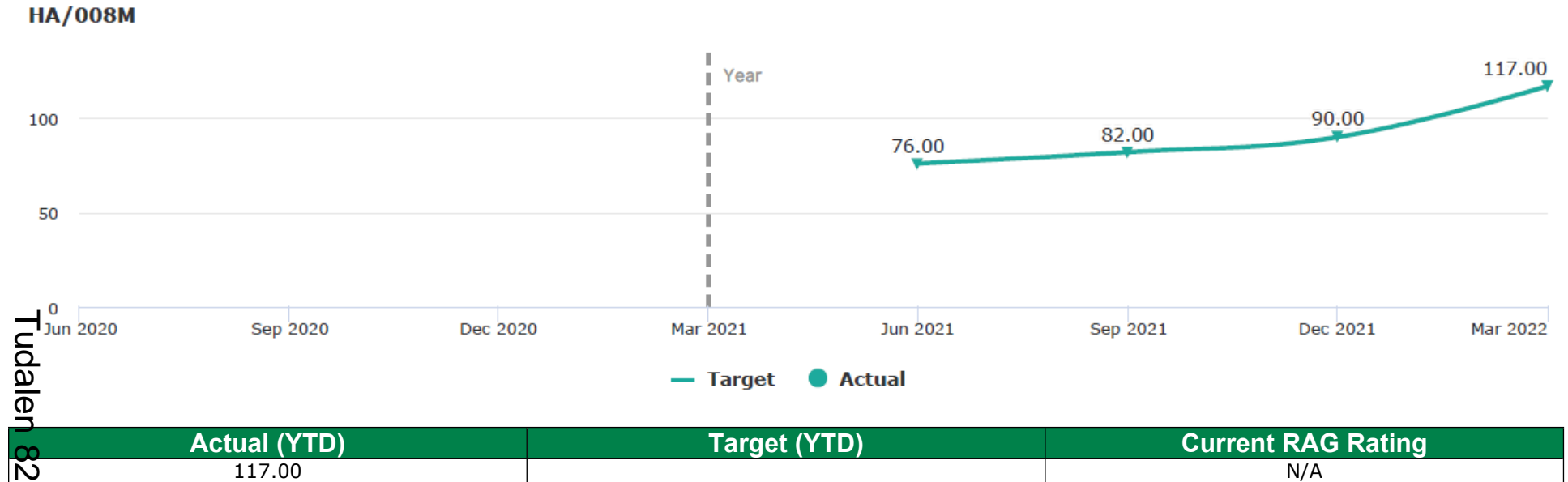


Measures

Area	Title	RAG
Housing Support and Homeless Prevention	Average length of stay for those households in interim homeless accommodation under Housing Wales Act 2014	N/A
	Number of households accommodated by the Council under Housing Wales act 2014 homeless duties	N/A
	Number of presentations to the homeless service	N/A
	Number of referrals received through the Housing Support Gateway	N/A
	Percentage of successful prevention outcomes for homelessness under Housing Wales Act 2014	●
	Percentage of successful relief outcomes for homelessness under Housing Wales Act 2014	★

Housing Support and Homeless Prevention Measures

Average length of stay for those households in interim homeless accommodation under Housing Wales Act 2014



Comment

The average length of stay in "interim housing" is as anticipated increasing. This is due to the significant barriers that homeless households face when seeking to move on, into long term settled housing. There remains a significant proportion of the homeless cohort who are single people with one bed needs. There are significant challenges with moving this particular cohort of people on and helping them to successfully exit homelessness due to a lack of one bed social housing and affordability issues within the private rented sector. This is not unique to Flintshire and the development of the Rapid Rehousing Transition Plan in 2022/23 will help focus our efforts on maximising opportunities for move on for all homeless households but will specifically shine a spotlight on the challenges relating to one bed need and the barriers single people face when experiencing homelessness.

Housing Support and Homeless Prevention Measures

Number of households accommodated by the Council under Housing Wales act 2014 homeless duties

HA/018M



Tudalen 83

Actual (YTD)	Target (YTD)	Current RAG Rating
101.00		N/A

Comment

The prolonged nature of the pandemic and the national commitment to offer interim housing to anyone who is facing homelessness at present is leading to a sustained demand for temporary and emergency housing. This is again not unique to Flintshire and is a Wales wide challenge. It is likely that numbers will continue to increase over the short to medium term due to the ongoing commitment to assist those people accommodated during the pandemic and as the fall out of the pandemic and as the current cost of living crisis develops over the coming months and years.

Housing Support and Homeless Prevention Measures

Number of presentations to the homeless service



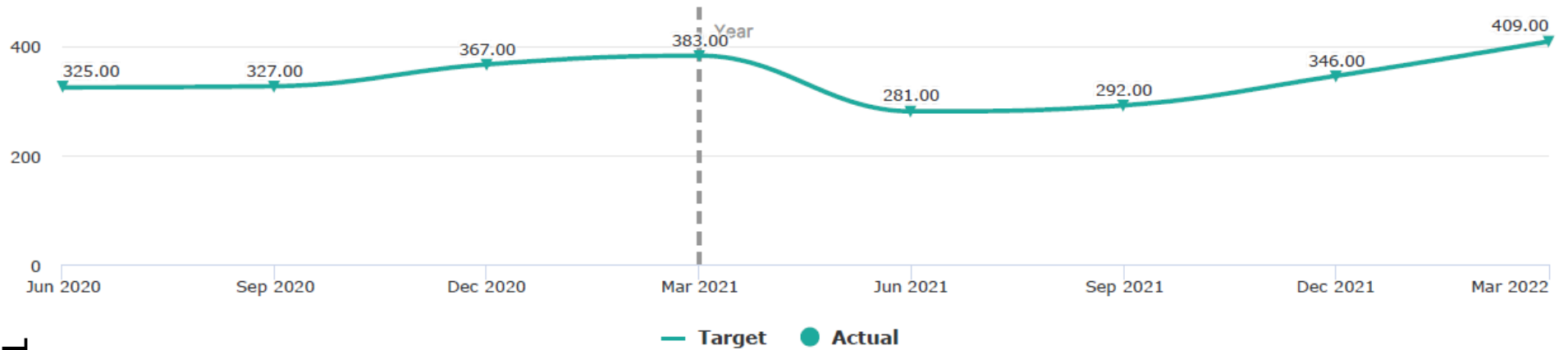
Actual (YTD)	Target (YTD)	Current RAG Rating
379.00		N/A

Comment
Homeless presentations continue to be high and demand is likely to continue as the cost of living crisis develops. In comparison to the previous quarter where 279 households presented as homeless, this quarter has seen an increase of 100 additional households presenting as either homeless or at significant risk of homelessness. Historic trend data supports a reduction in presentations in the quarter three period annually and an uplift in quarter four as seen again this year.

Housing Support and Homeless Prevention Measures

Number of referrals received through the Housing Support Gateway

HA/021M



Tudalen 85

Actual (YTD)	Target (YTD)	Current RAG Rating
409.00		N/A

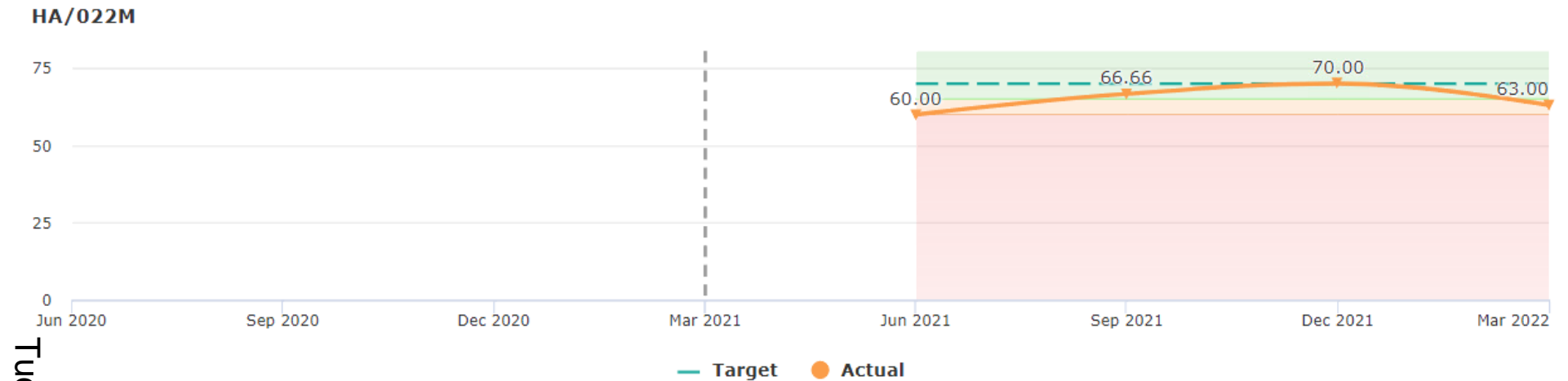
Comment

In quarter four, we have seen an increase in referrals coming through for housing support. 409 referrals received in quarter four 2021/22 compared to 383 referrals received in quarter four 2020/21.

New internal projects have been set up in recent months and we have not received their referral information yet so the figure for quarter four should be higher.

Housing Support and Homeless Prevention Measures

Percentage of successful prevention outcomes for homelessness under Housing Wales Act 2014



Tudalen 86

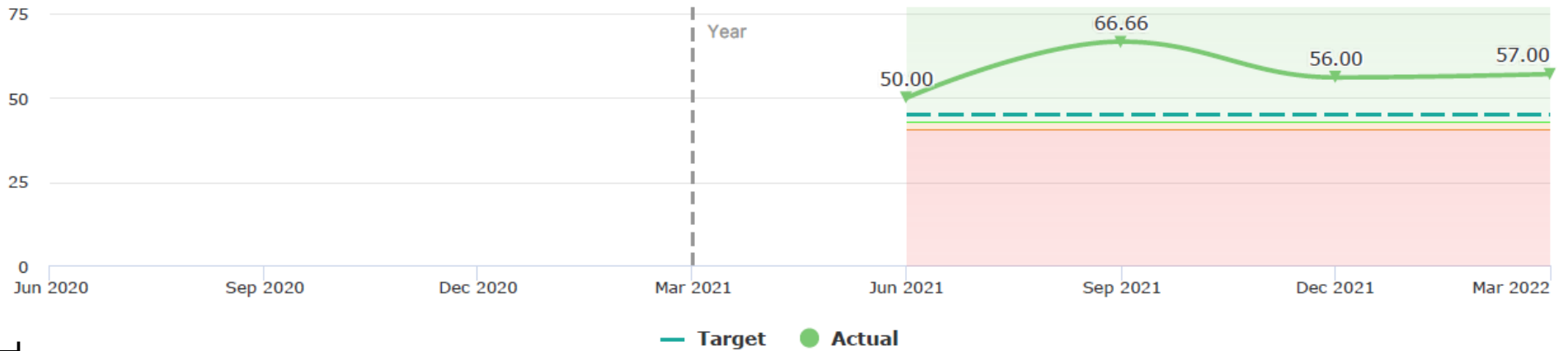
Actual (YTD)	Target (YTD)	Current RAG Rating
63.00	70.00	●

Comment
<p>Successful prevention of homelessness is reported as 63% within the quarter four period. This relates to a total of 51 reported outcomes of which 32 were positive prevention. This is good performance when considering the current challenges around housing and homelessness in the county and across Wales. Those 32 households who were assisted with positive outcomes, have not had to suffer the trauma of homelessness. Those 19 cases where homelessness did occur will continue to be supported by the Homeless Team and support services.</p>

Housing Support and Homeless Prevention Measures

Percentage of successful relief outcomes for homelessness under Housing Wales Act 2014

HA/024M



Tudalen 87

Actual (YTD)	Target (YTD)	Current RAG Rating
57.00	45.00	★

Comment
Relief of homelessness is where the Council have assisted someone to exit homelessness. 57% is positive performance against the target and relates to a total of 67 outcomes of which 38 were positive. Positive outcomes can include successfully securing long term settled housing across the private rented sector and social housing, returning to family home, to name just a few examples. The homeless nominations process linked to the Common Housing Register helps greatly in the Council's efforts to help people to exit homelessness promptly, but due to the limited availability of one bed social housing, there remains a significant proportion of single people who remain homeless and assisted by the Homeless Team.

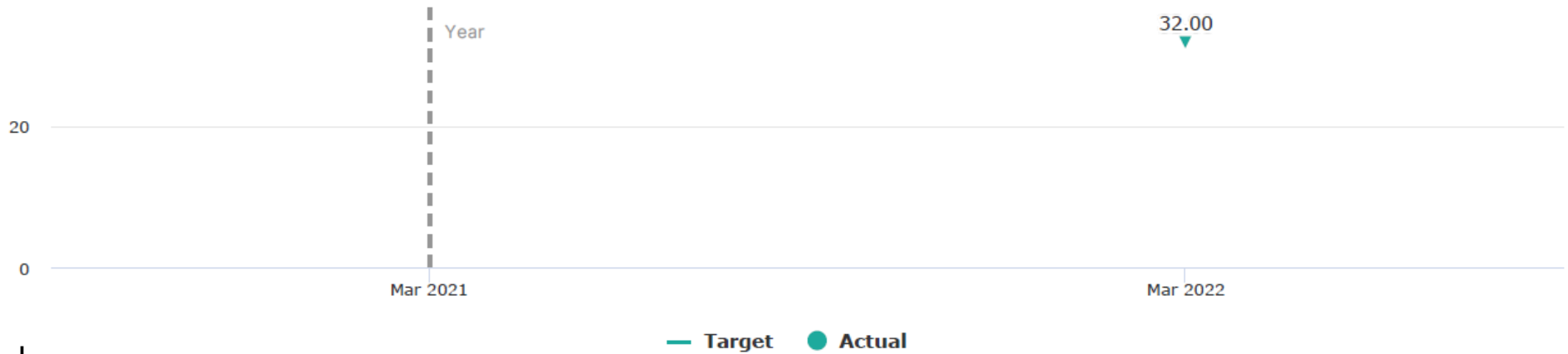
Housing Needs and Housing Options Actions

Action	Percentage Complete	RAG	Outcome RAG	Comment
Developing self-service approaches that enable people to identify their own housing options through online support	80%	●	●	Website content being routinely refreshed and new services such as the Social Housing Waiting Time Calculator and Stock Profile Mapping features near completion. Longer term ambitions to develop an applicants portal with opportunity for people to upload their own information into the applications system and submit evidence as part of the verification process has been raised with IT and being explored through future forward work plan.
Piloting a risk assessment process to identify pre tenancy support needs to reduce risk of tenancy failure	25%	●	●	This is a long-term action and in line with the Housing Support Programme Strategy seeks to offer pro-active early intervention and support that will reduce risks of homelessness and enable people to start their new tenancies positively thus reducing stress, anxiety and housing hardship. Despite the delays to recruitment and workforce challenges, initial works to develop an approach of targeting pre-tenancy support has been developed. This approach focuses on targeted support and engagement with applicants who are Band 1 and long-standing Band 2 on the Common Housing Register. This cohort of applicants are most likely to come up for an offer of social housing. A dedicated Housing Support Worker has now been appointed to pilot this work in 2022/23.
Promoting the Single Access Route to Housing (SARTH), Common Housing Register, Affordable Housing Register and Housing Support Gateway within the community and with professionals	60%	●	●	A range of communication activities continue to be routinely delivered to promote our services and generate take up of services. Training for colleagues in other service areas have been delivered to promote the Common Housing Register and Support Gateway and further work to be completed by year on website content refresh for Common Housing Register and Homelessness services.
Reviewing our sheltered housing stock to ensure that it continues to meet the needs of current and prospective tenants	100%	★	★	We have finalised our methodology for scoring our sheltered schemes and have presented our report to the Housing Board. We are now in the process of completing further detailed option appraisals for each identified site. We will be completing further assessments in terms of condition and calculating the investment costs along with what measures will be required to be implemented to ensure compliance with the Welsh Housing Quality Standards, building safety compliance and energy efficiency. We have formed a new sub-review group who will complete the further detailed option appraisals and will report back to the main group with the findings and outcomes for each identified site which will allow the Council to progress to the next stage.

Housing Needs and Housing Options Measures

Customer satisfaction data for the Housing Register Service

HA/009M



Tudalen 89

Actual (YTD)	Target (YTD)	Current RAG Rating
32.00		N/A

Comment
An online customer survey was developed in order to seek the views of customers as to how well the current SARTH arrangements are meeting their needs. A total of 63 responses were received (25 responses for Denbighshire applicants, 38 responses for Flintshire applicants). Customers were asked how they would rate the service when they applied and 32% found the service very good. This questionnaire was important to understand what aspects of the service are going well and need maintaining and highlights opportunities for improvement. Work is ongoing to address any issues raised in the survey and this work continues in 2022/23 and this question also forms the baseline for this measure going forward.

Housing Needs and Housing Options Measures

Number of applicants on the Common Housing Register

HA/012M



Actual (YTD)	Target (YTD)	Current RAG Rating
2,401.00		N/A

Comment

Numbers of applicants for social housing continue to increase. This is a reflection of ongoing and increasing community and housing hardship post pandemic. This is not unique to Flintshire and is being monitored through both the Corporate Risk Register and the SARTH Partnership Steering Group, which is made up of Local Authorities and Housing Associations across Flintshire, Denbighshire and Conwy.

Housing Needs and Housing Options Measures

Number of applicants rehoused via SARTH by All Housing Partners

HA/013M



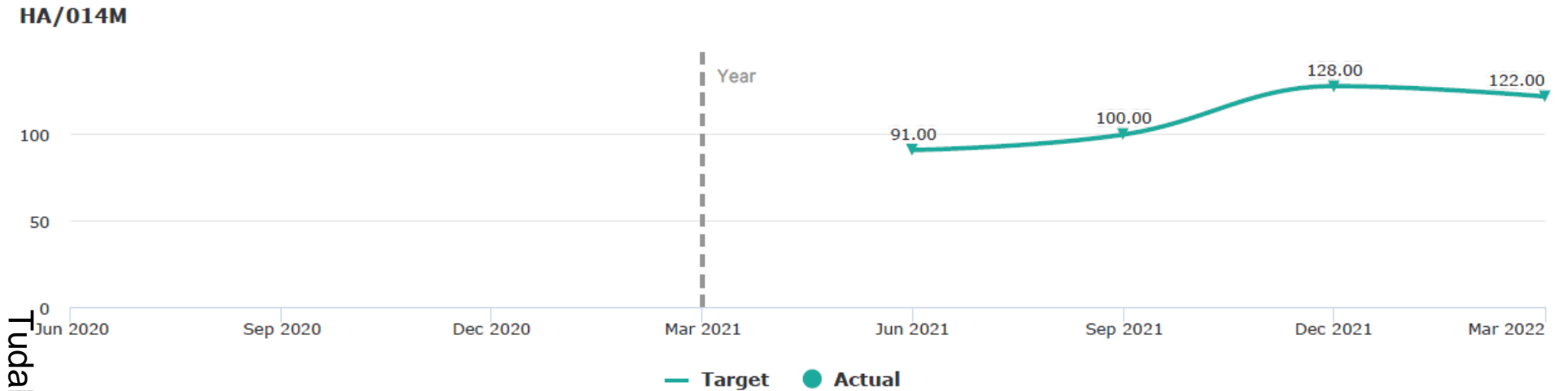
Tudalen 91

Actual (YTD)	Target (YTD)	Current RAG Rating
619.00		N/A

Comment
Housing need is far greater than supply and this is why numbers on the Common Housing Register continue to increase. Lettings by Housing partners are as follows: Flintshire County Council 122. Clwyd Alyn 11. Wales & West Housing 15. Grwp Cynefin 1.

Housing Needs and Housing Options Measures

Number of applicants rehoused via SARTH by Flintshire County Council



Actual (YTD)	Target (YTD)	Current RAG Rating
441.00		N/A

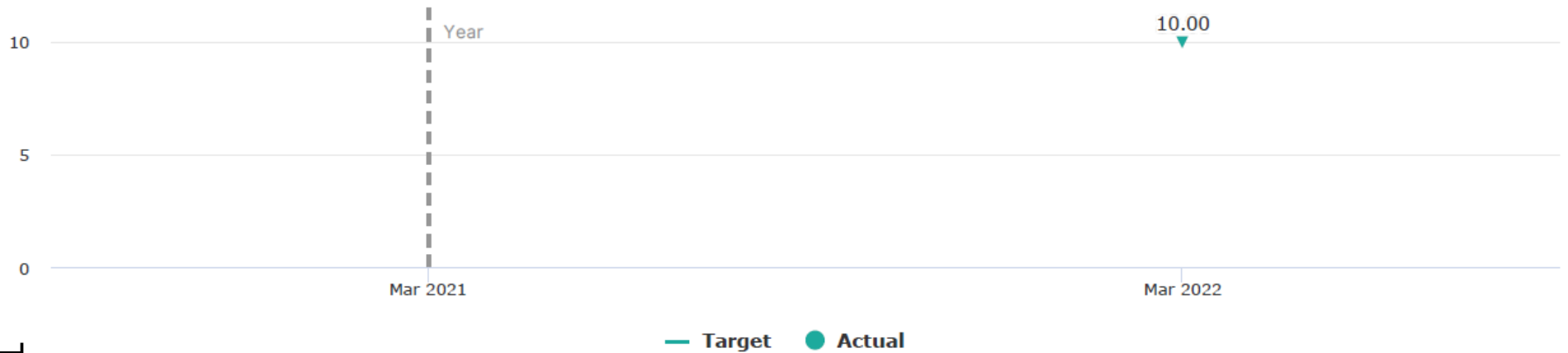
Comment
It is positive to see an increase in relets for Flintshire Council homes. Improving void turnaround and letting more properties is important to relieve some of the high numbers of housing applicants and meet local housing needs. It is noted that of the 122 new tenancies in the period, 42% were "sheltered" properties for over 55's and 58% for general needs applicants (singles/couples/families).

Tudalen 92

Housing Needs and Housing Options Measures

Number of households rehoused with significant adaptations requirements

HA/019M



Tudalen 93

Actual (YTD)	Target (YTD)	Current RAG Rating
10.00		N/A

Comment
This measure seeks to highlight the work of the specialist housing panel and the rehousing of households with significant property adaptation requirements. Due to their complexity of some applicant's property need, the traditional route of the Common Housing Register and existing stock would not routinely meet the needs of this cohort of residents. The specialist housing panel therefore seeks to focus on those residents who without creative and innovative housing solutions, would fail to have their housing needs met. At the end of the reporting year, there are 43 live applicants being reviewed by the specialist housing panel and ten households have been successfully rehoused in the last 12 months. A further four households are under offer and awaiting works to complete.

Social Housing Actions

Action	Percentage Complete	RAG	Outcome RAG	Comment
Developing plans for the de-carbonisation of Council homes in line with Welsh Government guidance to ensure their thermal efficiency is optimised and the cost of heating homes are minimised	100%	★	★	<p>We have completed the first draft of our decarbonisation strategy which is currently being reviewed.</p> <p>The Council were successful in securing grant funding towards a new stream of decarbonisation works which is scheduled to go live this financial year (2022/2023). From this, our draft strategy will be tested, updated and finalised in order to ensure the strategy captures our aims and objectives in assuring our plans for decarbonisation are robust and correct for the tenants of Flintshire.</p>
Ensuring that the Council's housing stock meets the Welsh Housing Quality Standard and achieves a minimum SAP energy efficiency rating of 65	100%	★	★	<p>The Council continue to target properties that do not meet the SAP 65 rating through various improvement works. Installation of efficient central heating systems, renewable technology (Solar Panels & Air Source Heating) and extensive external refurbishment contracts comprising of new windows, doors, loft insulation and roof coverings, the energy performance and thermal efficiency of our properties is addressed and improved.</p> <p>Our current average SAP rating for our entire stock is 68.9.</p> <p>All properties now comply with the SAP 65 rating and we are currently moving towards incorporating our decarbonisation measures into our investment programmes of refurbishment works to our tenanted homes.</p>

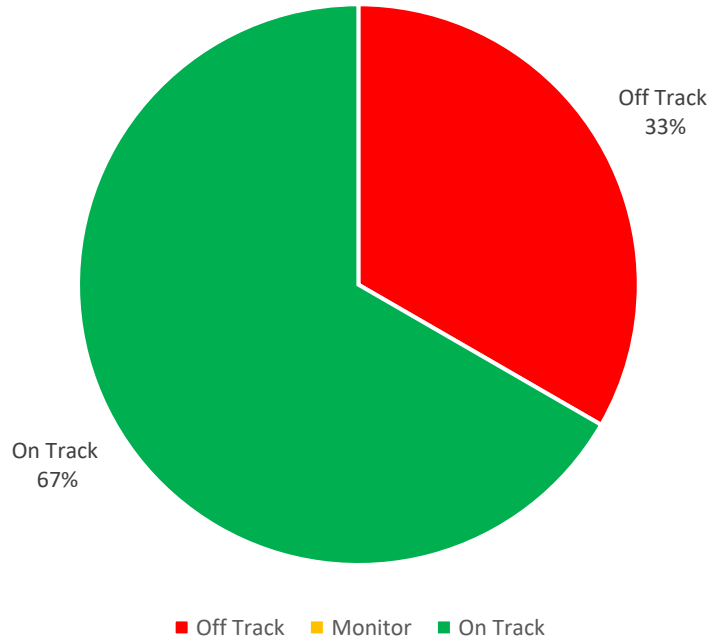
94

Action	Percentage Complete	RAG	Outcome RAG	Comment
Increasing the Council's housing portfolio by building social housing properties and affordable properties for North East Wales (NEW) Homes	50%	▲	●	<p>Potential opportunities with external development partners have been identified within the area and are being pursued as rapidly as possible. As previously indicated, the current market conditions of increased material costs, increased labour costs, decreased manpower availability and now inflation are creating a very challenging environment to remain competitive. However, there is some consideration that these circumstances are temporary and that there will be opportunities available for partnering and external development opportunities with local developers to progress and constantly improve the delivery of Housing accommodation. Planning discharge issues and planning issues at Mostyn have been resolved and we are on site for the 30 units to be completed by January 2023. At Gronant, 41 units will commence later in the year as planning discharge issues have been resolved. It was due to start in autumn 2021.</p> <p>However, given that the scheme had a hilly sandune type topography required levelling which would have meant an extensive "muckshift" and it was considered unwise to begin that in the middle of winter. The extremely wet autumn and winter has more than justified that decision. However, repricing issues and material availability (Timber from Russia) have further delayed a start on site in April. We hope to be on site in the summer. The six homeless temporary accommodation units at Holywell and Flint are on site from January/March 2022 with completion in May/July 2022.</p>
Listening to our tenants and working with them to improve our services, homes and communities	50%	●	●	Strategic Research Insight Ltd have been awarded contract to deliver STAR survey. All tenants have been sent questionnaire to complete (with online option). Closing date for survey 10 April 2022.
Supporting our tenants to access technology and create sustainable digital communities	25%	●	●	Awaiting results from STAR survey to inform priorities for Customer Involvement Strategy and developing more opportunities for tenants to be more digitally involved.

Action	Percentage Complete	RAG	Outcome RAG	Comment
Working with housing association partners to build new social housing properties and additional affordable properties	50%	●	●	The Housing Prosectus newly required by Welsh Government setting out the delivery plan from Registered Social Landlords in the context of local housing need was produced and highly commended by Welsh Government. As is often the case, take-up of Social Housing Grant was concertinaed into the last quarter of the year. All the schemes anticipated to start on site or complete within the year were allocated as planned apart from the Clwyd Alyn/NEW Homes Airfields scheme. Planning permission was approved for this 101 unit scheme on 30 March but sadly the sale of land completion and building contract could not be completed by 31 March. This scheme will carry forward into 2022/23. Of the £10 million plus allocation of funds to Flintshire, almost £8 million was ultimately spent.
Working with residents to ensure our communities are well managed, safe, and sustainable places to live	50%	●	●	New working arrangements have been bedded in and Housing Officers are able to provide a better customer service with having smaller patch areas. This will ensure a more streamlined service is delivered with a focus of support and early intervention.

Social Housing Measures

Social Housing Performance Measures



Tudalen 97


Measures

Area	Title	RAG
Social Housing	Achieving a SAP rating of 65	★
	Number of Affordable Homes completed via NEW Homes	★
	Number of Affordable Homes under construction via NEW Homes	▲
	Number of Council Homes completed	▲
	Number of Council Homes under construction	★
	To deliver the Welsh Housing Quality Standard to all Flintshire County Council stock by December 2021	★

Social Housing Measures

Achieving a SAP rating of 65

HA/007M



	Actual (YTD)	Target (YTD)	Current RAG Rating
Tudalen 98	100.00	100.00	★

Comment

The Council continue to target properties that do not meet the SAP 65 rating through various improvement works. Installation of efficient central heating systems, renewable technology (Solar Panels & Air Source Heating) and extensive external refurbishment contracts comprising of new windows, doors, loft insulation and roof coverings, the energy performance and thermal efficiency of our properties is addressed and improved.

Our current average SAP rating for our entire stock is 68.9.

All properties now comply with the SAP 65 rating and we are currently moving towards incorporating our decarbonisation measures into our investment programmes of refurbishment works to our tenanted homes.

Social Housing Measures

Number of Affordable Homes completed via NEW Homes

HA/011M



Tudalen 99

Actual (YTD)	Target (YTD)	Current RAG Rating
4.00	0.00	★

Comment
<p>The expected four units were delivered early in the financial year as programmed. Currently the next batch of units is expected to be delivered within the 2022/23 financial year.</p> <p>This hiatus in the programme is the result of challenging market forces making NEW homes residential purchases very challenging and unviable. Other procurement alternatives are being considered with potential options being worked through for presentation, if suitable, to the NEW Homes board.</p> <p>Negotiations with Wates to acquire up to 10 three-bed houses at Meas Gwern are at an advanced stage.</p>

Social Housing Measures

Number of Affordable Homes under construction via NEW Homes



	Actual (YTD)	Target (YTD)	Current RAG Rating
Tudalen 100	0.00	21.00	▲

Comment

The delivery of 21 units at the Airfields site with Clwyd Alyn who is our development partner has been subject to numerous delays whilst obtaining the required Statutory approvals. Planning approval for the whole site of 101 new homes was achieved on 30 March but too late to complete the land purchase/sign the build contract to access Social Housing Grant funding for 2021/22.

The current financial viability of the development is being reviewed due to some specification changes on the development and this revised review, once completed, will be presented to the NEW Homes Board for consideration.

Social Housing Measures

Number of Council Homes completed

HA/015M



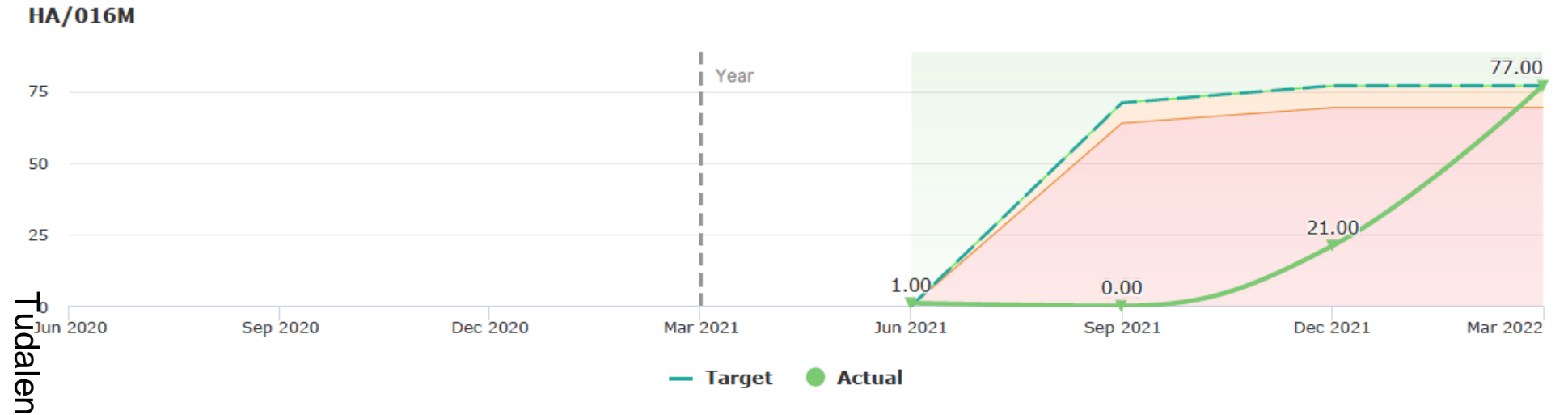
Tudalen 101

Actual (YTD)	Target (YTD)	Current RAG Rating
0.00	6.00	▲

Comment
Difficulties with the supply chain are still present, with a shortfall in labour with increased costs in materials and manpower effecting all developments. These impacting factors along with a sudden resurgence in overall activity and new policies from Natural Resource Wales relating to phosphates have delayed commencement on site due to increased requirement for supervision and remediation of contaminated land. This has resulted in Duke Street and Park Lane starting later than expected with completion dates now programmed for 2022/23 instead of 2021/22 unfortunately.

Social Housing Measures

Number of Council Homes under construction



	Actual (YTD)	Target (YTD)	Current RAG Rating
Tudalen 102	77.00	77.00	★

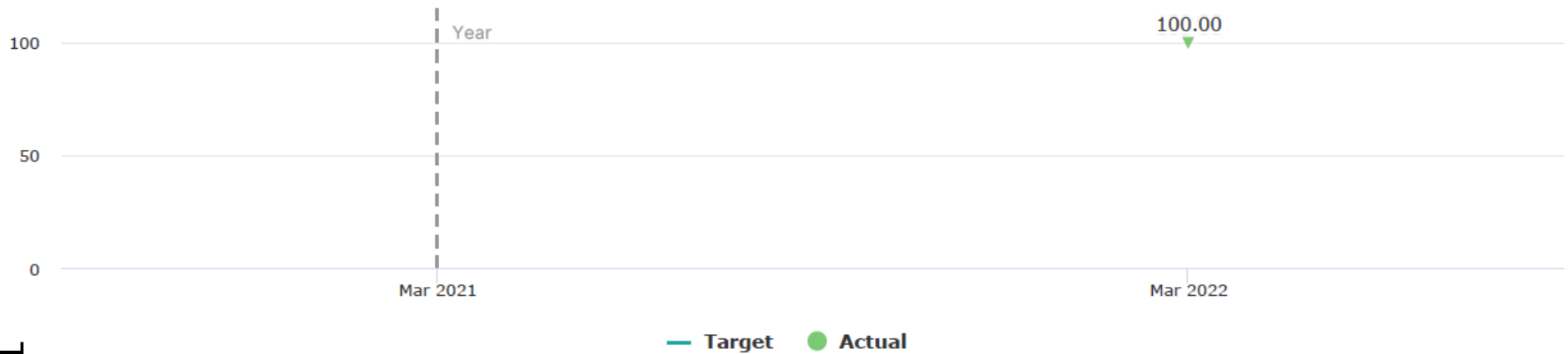
Comment

Housing accommodation has commenced in Mostyn at Fford Pandarus and Fford Hiraethog to deliver the programmed 30 residential units due for completion January 2023 and six units in Holywell and Flint due for completion in July/August 2023. The 41 units at Nant-y-Gros scheduled to commence in April 2022 may be delayed further due to repricing and material supply issues (Timber from Russia) as a result of the Ukraine crisis. A programme of schemes is currently being developed ready for Welsh Government technical approval, planning permission, SAB approval during 2022/23. Statutory Regulatory processes are taking significantly longer than expected and these other external influences are being monitored. It is unlikely there will be many starts on site in the first half of the year, but there is a good prospect some will be in construction in quarter four 2022/23. These should include Ffordd Llanarth (20 units), Ty Mair Mold (30+ units) and Harwarden (four units).

Social Housing Measures

To deliver the Welsh Housing Quality Standard to all Flintshire County Council stock by December 2021

HA/023M



Tudalen 103

Actual (YTD)	Target (YTD)	Current RAG Rating
100.00	100.00	★

Comment
The Council successfully complied with the Welsh Housing Quality Standards to all housing stock on 31 December 2021. We have continued to maintain this standard to our tenanted homes and will now move into the maintenance phase of these standards. We are now working with Welsh Government and our supply partners in readiness for the new WHQS 2.0 standards that will be shared with the Council in 2023.

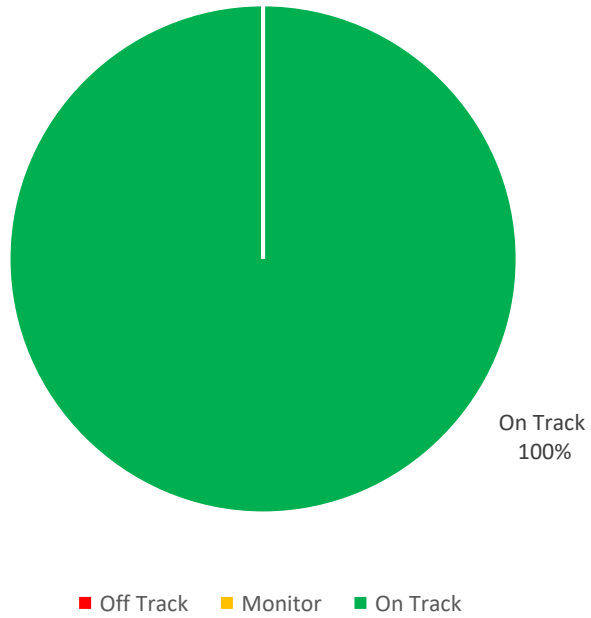
Private Rented Sector Actions

Action	Percentage Complete	RAG	Outcome RAG	Comment
Developing a "landlord offer" that encourages landlords to work with the Council to raise standards of property management and condition of homes where needed	75%	●	●	Offers of support are available to landlords to help with the sustainment of their tenancies, with a clear focus on helping landlords and tenants maintain positive tenancies and reduce risks of homelessness and housing hardship. A recent engagement event with landlords via the Landlord Forum provided an opportunity to showcase the extent of the support offer available to landlords to help manage their tenancies and properties and further routine engagement will be ongoing.
Engaging with private sector tenants, giving them a voice and responding to their needs	75%	●	●	The creation of a specific Private Rented Sector Team is still intended but due to delays with recruitment and the restructure of the Housing & Prevention Service the posts will not go out to advert until quarter one 2022/23. Engagement with Private Sector Tenants remains an important task for the service in light of significant changes to housing Law in Wales with the introduction of the Renting Homes (Wales) Act 2016. Communications activities have commenced nationally through Welsh Government and will be targeted locally to raise awareness of the imminent changes which will commence 15 July 2022. This is a rolling action to be picked up each year.
Improving access to private sector properties for those who are homeless, at risk of homeless and in housing need	75%	●	●	The housing market and landscape is increasingly difficult at present with rents increasing and a significant number of landlords considering sale of properties whilst the housing market for sale and property values is increasing. We continue to offer incentives to increase access to the private rented sector through Bond Scheme and other funding streams. Further communications work to be undertaken to attract landlords to work with the Council and our partners to help remove barriers to private renting. Affordability however continues to be a significant issue with many private rental properties unaffordable for those in receipt of benefits. Detailed housing options advice continues to be offered to anyone with a housing need through the Housing Helpline and Triage Service. The creation of a specific Private Sector Housing Support Team is being delivered and will be recruited to within the quarter one and quarter two period of 2022/23.
Mapping Houses of Multiple Occupation (HMO's) across Flintshire to ensure legal minimum housing standards are met and to improve residents' quality of life	60%	●	●	Progress has been delayed on the mapping programme due to the backlog of work accumulated during the period of the pandemic and significant vacancies within the Housing and Pollution Control Team. The focus has been on statutory work. With respect to HMO's, the team have focused on those properties that require mandatory licences or those properties that have been brought to our attention due to concerns around safety.

Action	Percentage Complete	RAG	Outcome RAG	Comment
Working in partnership with landlords and private sector agents to better understand their needs	100%	★	★	A successful Landlord Forum was held in Flintshire in March 2022 with over 30 attendees made up of local lettings agents and landlords. The event was hosted online and delivered in partnership with the National Residential Landlords Association (NRLA). Positive feedback received about the event and an opportunity to promote our Housing Support Services and offers of help from Environmental Health and Public Protections Teams. Landlords and lettings agents have identified the Renting Homes Wales Act 2016 as a significant piece of work they would like further forums meetings to focus on.

Private Rented Sector Measures

Private Rented Sector Performance Measures



Tudalen 106

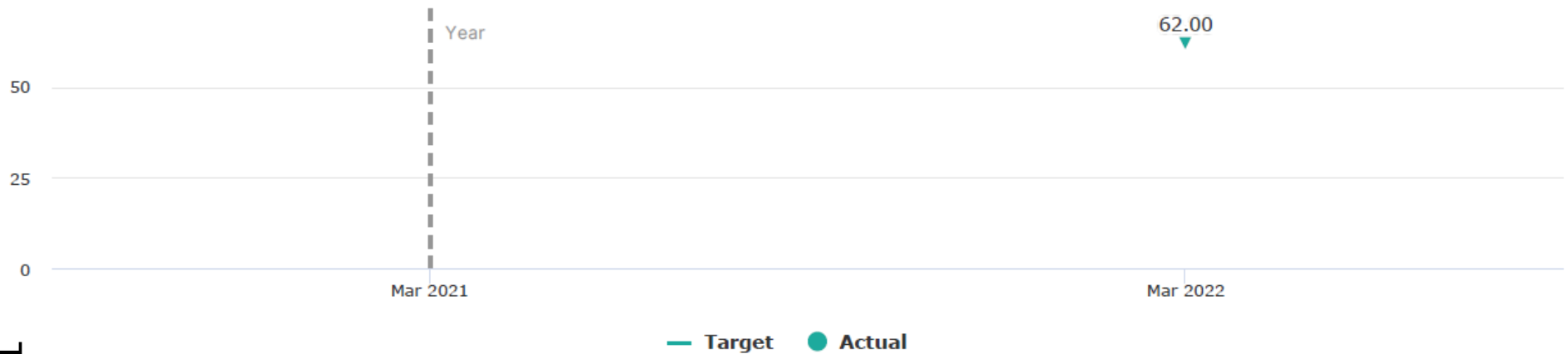
Measures

Area	Title	RAG
Private Rented Sector	Number of homeless households assisted under the Housing Wales Act 2014 to secure Private Sector Accommodation	N/A
	Number of inspections of HMOs	★

Private Rented Measures

Number of homeless households assisted under the Housing Wales Act 2014 to secure Private Sector Accommodation

HA/017M



Tudalen 107

Actual (YTD)	Target (YTD)	Current RAG Rating
62.00		N/A

Comment
A total of 62 households have been supported to access Private Rented Sector whilst open to the homeless team this year. These outcomes are broken down as follows: 35 households moved into private rented accommodation before they became homeless so have been reported as "relief" outcomes; 27 households had been homeless and then exited homelessness by securing a long-term housing solution in the private rented sector. The landscape locally is increasingly challenging with regards to affordability and availability of private rented housing to assist with the homelessness challenge. This is not unique to Flintshire.

Private Rented Measures

Number of inspections of HMOs



Actual (YTD)	Target (YTD)	Current RAG Rating
18.00	10.00	★

Comment

Progress has been delayed on the mapping programme due to the backlog of work accumulated during the period of the pandemic, and significant vacancies within the Housing and Pollution Control Team. The focus has been on statutory work. With respect to Houses of Multiple Occupation (HMO's), the team have focused on those properties that require mandatory licences or those properties that have been brought to our attention due to concerns around safety.

During quarter four, two HMO's were inspected. The programme of inspections has been severely impacted by the number of vacancies in the team with only one Housing Environmental Health Officer available to support the programme. A successful recruitment campaign has seen the appointment of three new officers who started at the end of March 2022 and this will allow the programme of inspections to be reviewed and brought back in line with the planned programme.

During 2021/22, a total of 18 inspections of HMOs were completed.

Empty Properties Actions

Action	Percentage Complete	RAG	Outcome RAG	Comment
Bringing empty homes back into use through the Empty Homes Loan Scheme (EHLS)	100%	★	★	This is ongoing and this financial year (2021/22) we have approved £424,101.00 in house into home loans.
Exploring opportunities to develop a project management service for non-commercial landlords to encourage take up of the Empty Home Loan Scheme	100%	★	★	This is ongoing and we are due to have a meeting with Legal services to decide whether the project management service is viable or not.
Exploring opportunities to maximise housing and revitalise our towns through the redevelopment of the High Street	100%	★	★	The Council continues to work with property owners and potential investors to assist them to bring their proposals to fruition in the town centres.
Targeting 'problem' empty homes in our communities and using enforcement powers where appropriate to improve our communities and increase housing supply	100%	★	★	Enforcement powers have been used to successfully take two long-term empty properties through the enforced sale procedure and they are now back in use. Empty Homes is undertaking works in default on another two long-term empty properties ready to start the enforced sale procedure.

Empty Properties Measures

Percentage of empty private properties brought back into use



	Actual (YTD)	Target (YTD)	Current RAG Rating
Tudalen 110	3.60		N/A

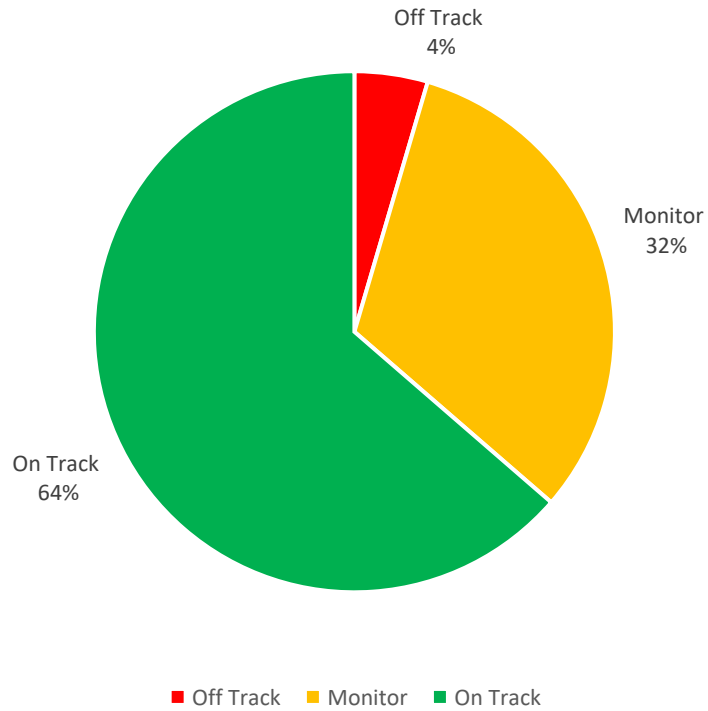
Comment

Based on Council Tax figures of 500 houses when the housing strategy plan was produced in 2019, we have brought 18 properties back into use with the assistance of loans, enforcement and encouragement which equates to 3.6% for the financial year 2021/22.

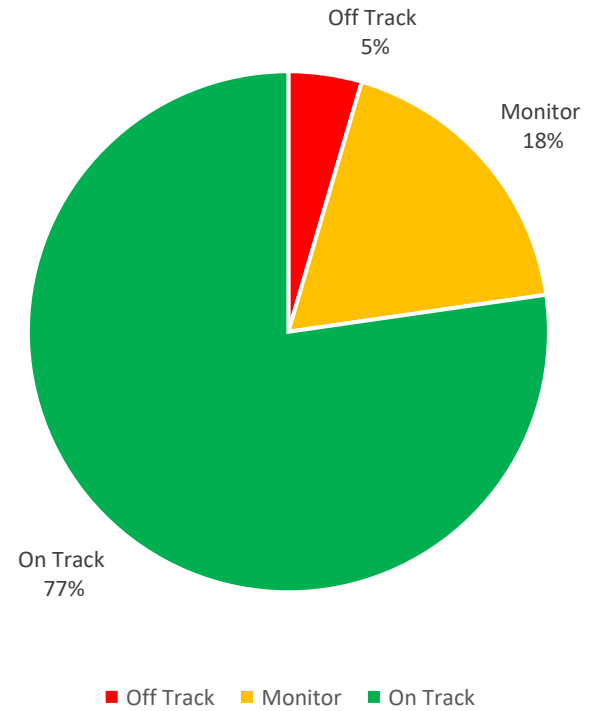
Green Society and Environment

Green Society and Environment Overall Performance

Green Society and Environment Action RAG Status

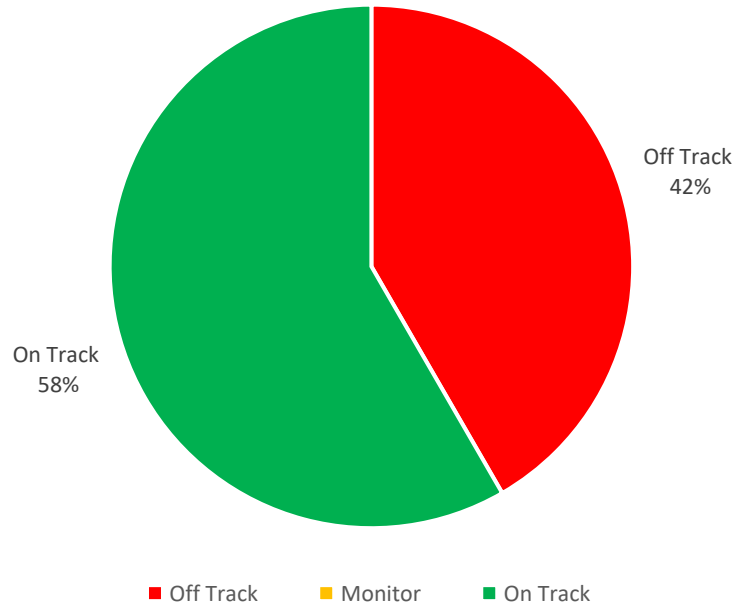


Green Society and Environment Outcome RAG Status



Tudalen 112

Green Society and Environment Performance Measures



Measures Off Track

Area	Title	RAG
Fleet Strategy	Introduce electric vehicles into the recycling fleet	▲
Active and Sustainable Travel Options	Develop multi-modal transport hub at Garden City	▲
	Introduce Electric Charging points at key locations across the County	▲
	Number of bus quality partnerships on the core network	▲
Circular Economy	Percentage of waste reused, recycled or composted	▲

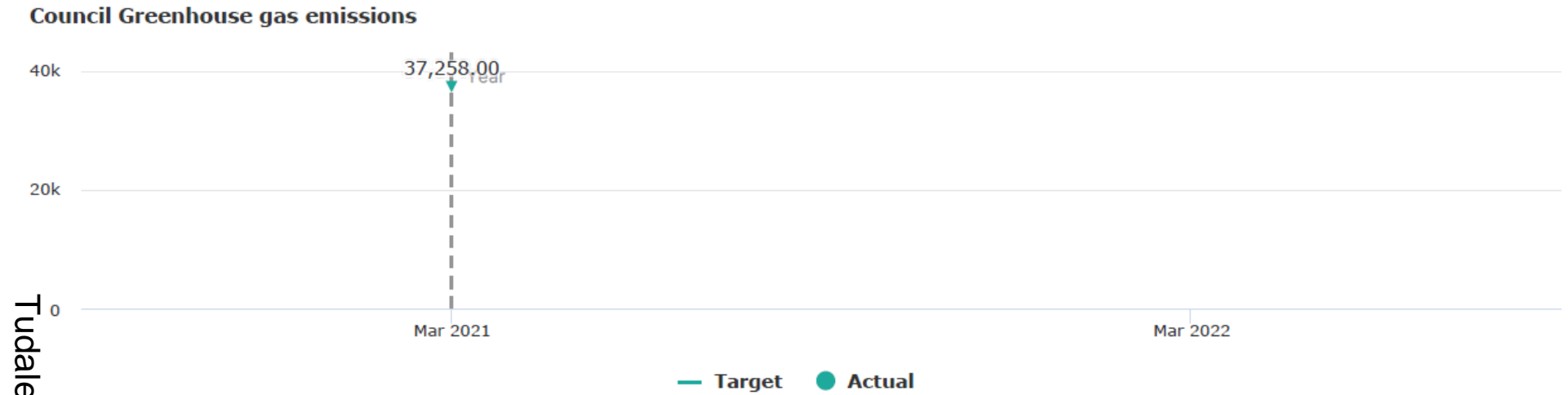
Carbon Neutrality Actions

Action	Percentage Complete	RAG	Outcome RAG	Comment
Developing a net carbon zero action plan and be approved	100%	★	★	The strategy was developed following external and internal engagement. The strategy sets out Council's current position and highlights actions to decarbonise the Council's assets and services through five key themes Buildings, Mobility & Transport, Land Use, Procurement & Behaviour. Biodiversity and carbon sequestration on agricultural estate has also been incorporated into this strategy. The strategy was endorsed by Environment & Economy Overview & Scrutiny Committee and Cabinet and was adopted by the Council in February 2022.
Developing a policy for sustainable and long term energy usage in capital projects where this can be achieved	100%	★	★	The requirement for a policy has been negated by the energy team and the Capital Assets team working together to include the energy team in the early design stages of Capital Projects to advise on sustainable energy usage and understand the long-term effects of energy usage.
Gathering information on annual Council greenhouse gas emissions to submit to Welsh Government and the Carbon Programme Board	100%	★	★	Data submission for 2020/21 carbon emissions was completed in October 2021 and sent to Welsh Government.
Putting a Governance structure (Carbon Programme Board) in place	100%	★	★	Member Programme Board in place June 2021. Meetings occur every two months. Officer Group to support Programme Board in place September 2021 with first meeting taking place in October. The governance structure includes Environment and Economy Scrutiny.

Action	Percentage Complete	RAG	Outcome RAG	Comment
Reviewing the procurement policy to reduce greenhouse gas emissions from suppliers	30%	●	★	<p>Resources have been strengthened in the joint Procurement service and a permanent team leader has been in post from quarter three.</p> <p>Work has commenced to review the procurement strategy in line with the Council's carbon ambitions to ensure specific measures around carbon and biodiversity are embedded in procurement process. We are still very much at the start of this work, but a joint meeting was held in quarter three to shape the new Procurement Strategy for 2022-2027 and to develop a toolkit to ensure all procurement exercises are awarded giving appropriate consideration to carbon reduction priorities and monitor contract against declared emissions.</p> <p>The new Procurement Strategy, to be implemented in 2022/23 will support measures for the management and reduction of carbon and we are supporting the introduction of new measures which are outlined in the Wales Procurement Policy Notice 12/21 'Decarbonisation Through Procurement.'</p>

Carbon Neutrality Measures

Council Greenhouse gas emissions



	Actual (YTD)	Target (YTD)	Current RAG Rating
Tudalen 116	N/A	35,450.00	N/A

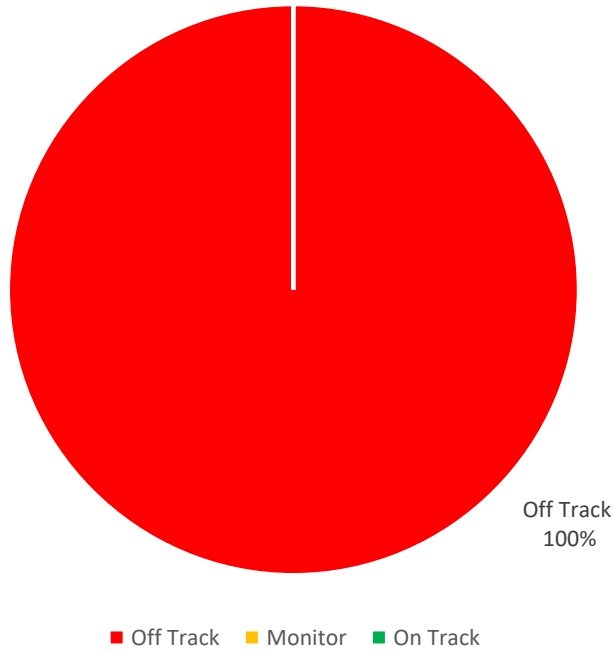
Comment
 Data for 2020/21 carbon emissions was collated, submitted to Welsh Government and reported to the Climate Change Programme Board. 2021/22 carbon emissions will not be collated and reported until September 2022 and will therefore be rolled onto next year.

Fleet Strategy Actions

Action	Percentage Complete	RAG	Outcome RAG	Comment
Converting the authority's fleet to electric and alternative fuels (hydrogen etc)	20%	★	★	The fleet team continues to work with its partners to introduce electric vehicles to services, despite supply chain delays affecting delivery dates. Infrastructure has been introduced to operational depots and county car parks and work has been undertaken to outline a transition to Ultra Low Emission Vehicles through the next procurement cycle. This is a long-term plan that requires departments across the council to review their operations for vehicle and charging infrastructure technologies to be readily available to facilitate the transition.

Fleet Strategy Measures

Fleet Strategy Performance Measures



Measures

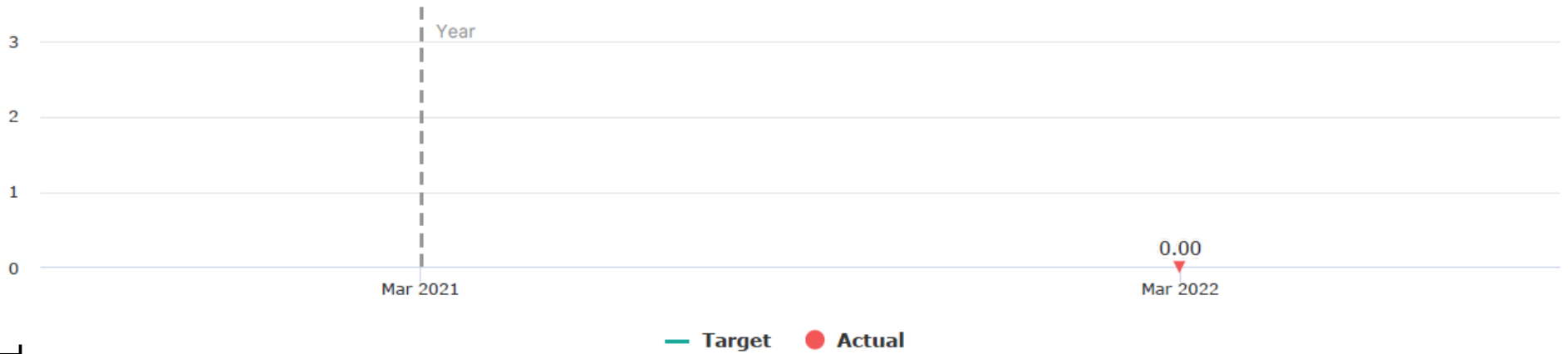
Area	Title	RAG
Fleet Strategy	Introduce electric vehicles into the recycling fleet	▲

Tudalen 118

Fleet Strategy Measures

Introduce electric vehicles into the recycling fleet

SST/006M



Tudalen 119

Actual (YTD)	Target (YTD)	Current RAG Rating
0.00	3.00	▲

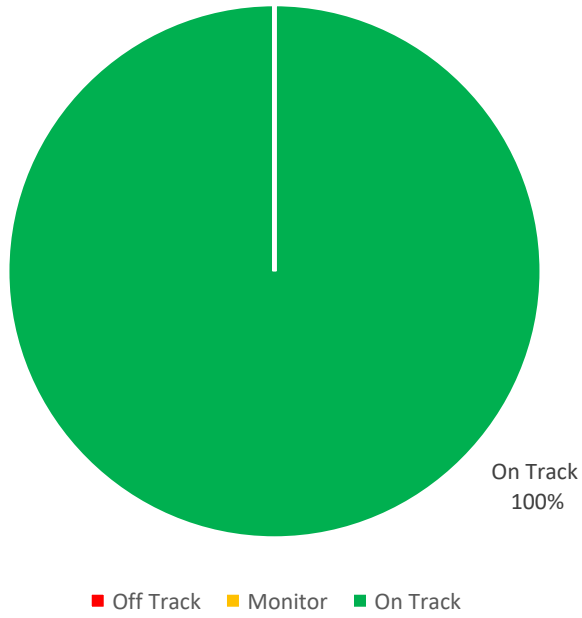
Comment
We have been working with Welsh Government Energy Service and partner organisations to introduce Electric Vehicle Charging Infrastructure to Alltami Depot, however the delivery of Electric Vehicles has been delayed due to supply chain issues.

Green Environment Actions

Action	Percentage Complete	RAG	Outcome RAG	Comment
Delivering an increase in canopy cover as part of the Urban Tree and Woodland Plan	100%	★	★	This tree planting programme has been completed with projects externally funded through Welsh Governments Local Places for Nature grant and challenge fund. Semi-mature standards have been planted across the urban communities of Flintshire in line with policy target to increase canopy cover. Also planting completed through the TWIG (Woodland Improvement grant) Notable planting was undertaken at Wepre Park to extend the woodland boundary and involved local schools.
Developing a strategy to improve biodiversity and carbon sequestration on the agricultural estate	100%	★	★	The strategy was developed following external and internal engagement. The strategy sets out Council's current position and highlights actions to decarbonise the Council's assets and services through five key themes Buildings, Mobility & Transport, Land Use, Procurement & Behaviour. Biodiversity and carbon sequestration on agricultural estate has also been incorporated into this strategy. The strategy was endorsed by Environment & Economy Overview & Scrutiny Committee and Cabinet and was adopted by the Council in February 2022.
Enhancing the natural environment through the delivery of the Section 6 Environment Act Wales biodiversity duty	100%	★	★	All planned 49 sites with biodiversity improvements have been completed. Also completed is the townscape trees project and wildflower areas. Other Section 6 duty programmed outputs for 2021/22 have also been completed.

Green Environment Measures

Green Environment Performance Measures



Measures

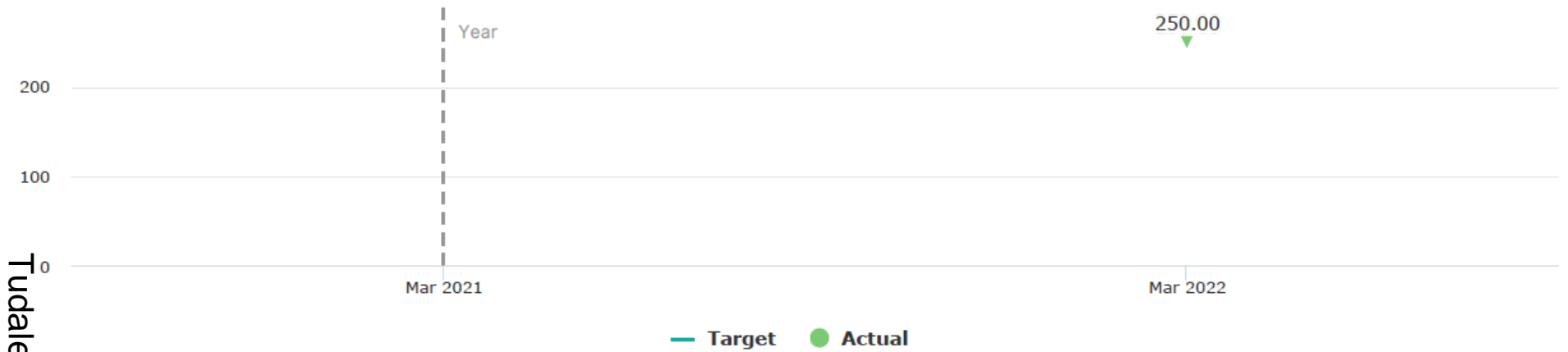
Area	Title	RAG
Green Environment	Number of Standard trees planted	★
	Number of Whips planted	★

Tudalen 121

Green Environment Measures

Number of Standard trees planted

PEE/009M



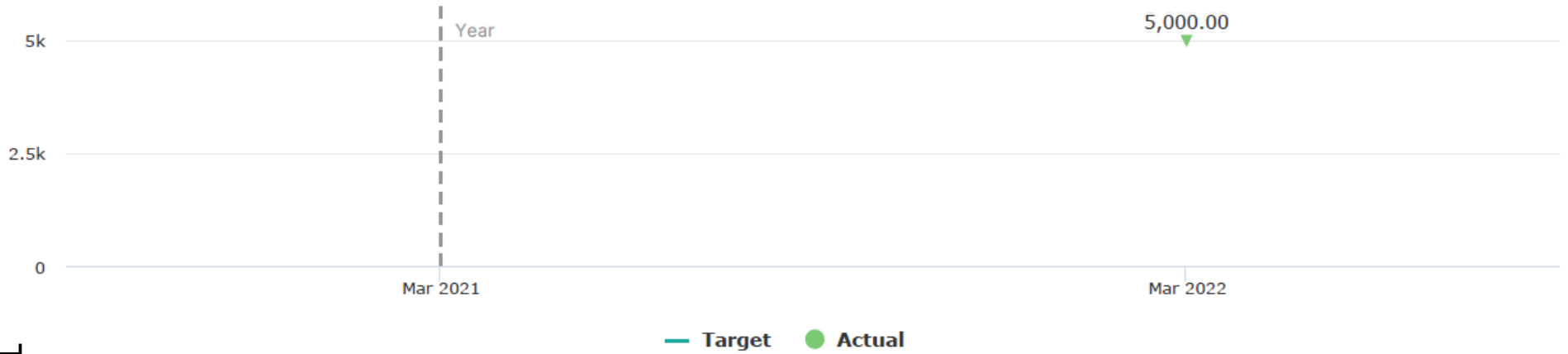
	Actual (YTD)	Target (YTD)	Current RAG Rating
Tudalen 122	250.00	150.00	★

Comment
 This tree planting programme has been complete with projects externally funded through Welsh Governments Local Places for Nature grant and challenge fund. Semi-mature standards have been planted across the urban communities of Flintshire in line with policy target to increase canopy cover.

Green Environment Measures

Number of Whips planted

PEE/010M



Tudalen 123

Actual (YTD)	Target (YTD)	Current RAG Rating
5,000.00	4,000.00	★







Comment
This tree planting programme has been complete through the TWIG (Woodland Improvement grant) and challenge fund. Notable planting was undertaken at Wepre Park to extend the woodland boundary and involved local schools.



Renewable Energy Actions

Action	Percentage Complete	RAG	Outcome RAG	Comment
Agreeing appropriate investment strategy for future renewable energy developments	20%	●	●	Capacity within the non-domestic energy unit has restricted further development of this action. Due to issues with existing installations and rectifying storm damage focus has been on getting these systems back into a functioning and effective state. Action to be carried into 2022/23 to ensure next stage schemes are considered and invested in where appropriate.
Assessing the feasibility of renewable energy and land assets and link to wider carbon ambitions	20%	●	●	Further feasibility needed for assessment of land assets for carbon sequestration opportunities and renewable energy schemes. Due to issues with current renewables installations taking resource capacity, further progression on new developments has been paused however this action is continuing into the 2022/23 plan to include feasible land assets for planting schemes.

Tudalen 124

Active and Sustainable Travel Options Actions

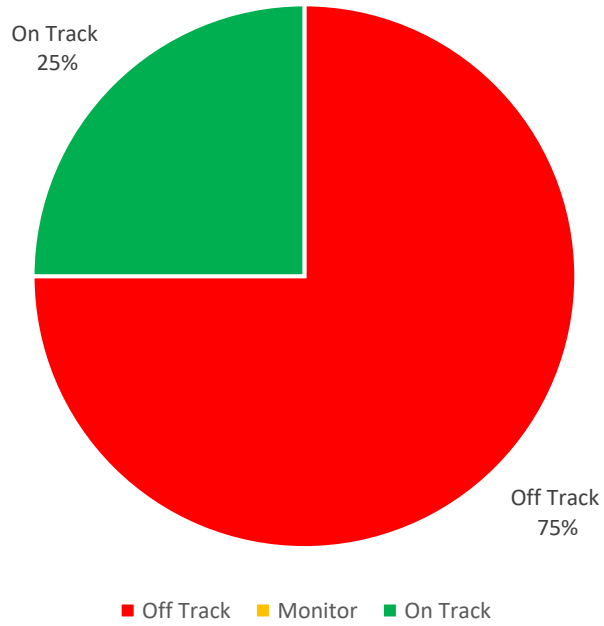
Action	Percentage Complete	RAG	Outcome RAG	Comment
Developing the County's electric car charging network	75%			A total of 17 publicly accessible charge-points are scheduled to be implemented within nine Flintshire car parks. Contract award has been hindered by availability of contractors as well as insufficient budget due to rising market costs. Additional funding has now been obtained and contract has now been awarded. Works scheduled to commence in July 2022. These works form part of a longer term strategy which aims to introduce public electric vehicle charging infrastructure at economically viable sites across the county.
Developing the County's walking and cycling network	75%			The statutory consultation of the Council's Integrated Network Map was completed in 2021 capturing the views and aspirations of the Flintshire public for the active travel network. Discussions with land owners have been ongoing. Cycle improvement schemes have been completed in Greenfield Valley (Phase 3), Hawarden cycle bridge upgrade, Mold town centre and Caerwys. A programme of dropped crossings has also been identified for progression across the county and work is underway. These works form part of a longer term strategy which aims to develop active travel infrastructure across the county.
Promoting active travel and further develop the Council's cycleway network	75%			The statutory consultation of the Council's Integrated Network Map was completed in 2021. Works to progress a number of in-year grant funded schemes have been hindered by land owner constraints which are currently in the process of being resolved with construction scheduled for 2022/23. In addition to the above, cycle improvement schemes have been completed in Greenfield Valley (Phase 3), Hawarden cycle bridge upgrade, Mold town centre and Caerwys. These works form part of a longer term strategy which aims to develop and promote active travel infrastructure across the county.

Action	Percentage Complete	RAG	Outcome RAG	Comment
Promoting multi modal transport journeys and the development of strategic transport hubs	80%			Works to progress multi-modal transport projects have progressed throughout the year which incorporates a programme of active travel schemes as well as the delivery of the Park & Ride (P&R) facility on Zone 2 Deeside Industrial Park. We are awaiting the delivery of two electric bus vehicles which have been delayed as a result of supply chain issues. Work is underway to secure funding through the Levelling Up Fund (Round 2) for the construction of the Deeside Railway Station. Work is ongoing to finalise the purchase of land for the Garden City Bus Interchange with scheme implementation anticipated in 2022/23, subject to available funding. The locations of the strategic transport hubs will be reviewed as part the Council's review of the Integrated Transport Strategy and development of the Regional Joint Transport Plan through the CJsCs, which will also be informed by the ongoing Bus Network Review being led by Transport for Wales and the proposals by Welsh Government for new legislation for bus services. The development of strategic transport hubs forms part of a longer term holistic transport strategy which aims to develop and promote multi-modal travel journeys both within the county and cross border.

Tudalen 126

Active and Sustainable Travel Options Measures

Active and Sustainable Travel Options Performance Measures




Measures

Area	Title	RAG
Active and Sustainable Travel Options	Complete consultation of the amended Integrated Active Travel Network Map	★
	Develop multi-modal transport hub at Garden City	▲
	Introduce Electric Charging points at key locations across the County	▲
	Number of bus quality partnerships on the core network	▲

Active and Sustainable Travel Options Measures

Complete consultation of the amended Integrated Active Travel Network Map



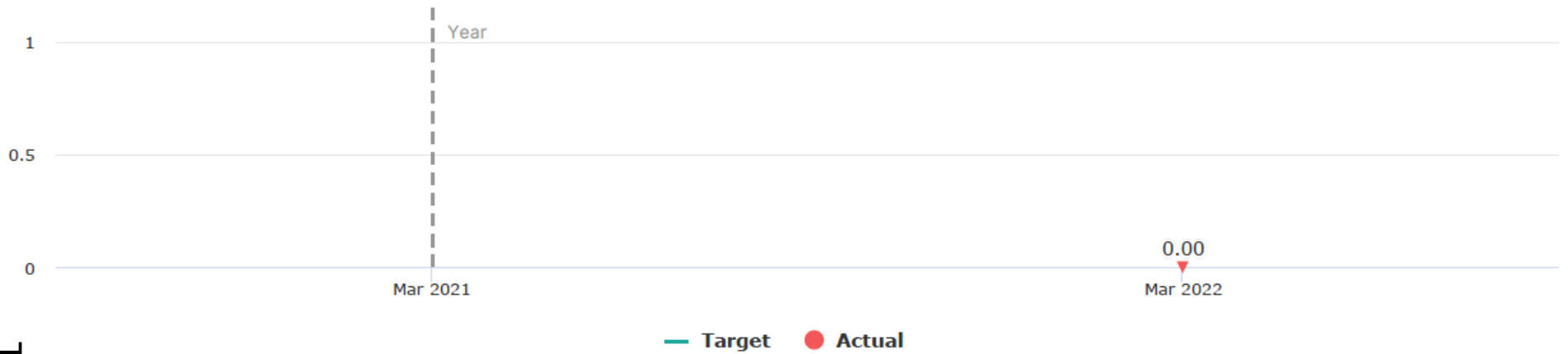
Comment

Statutory consultation exercise on the Council's Integrated Network Map completed in 2021. Auditing exercise undertaken by Welsh Government with feedback received. Work currently underway to address a number of matters to be submitted on 30 May 2022 for Welsh Government approval.

Active and Sustainable Travel Options Measures

Develop multi- modal transport hub at Garden City

SST/004M



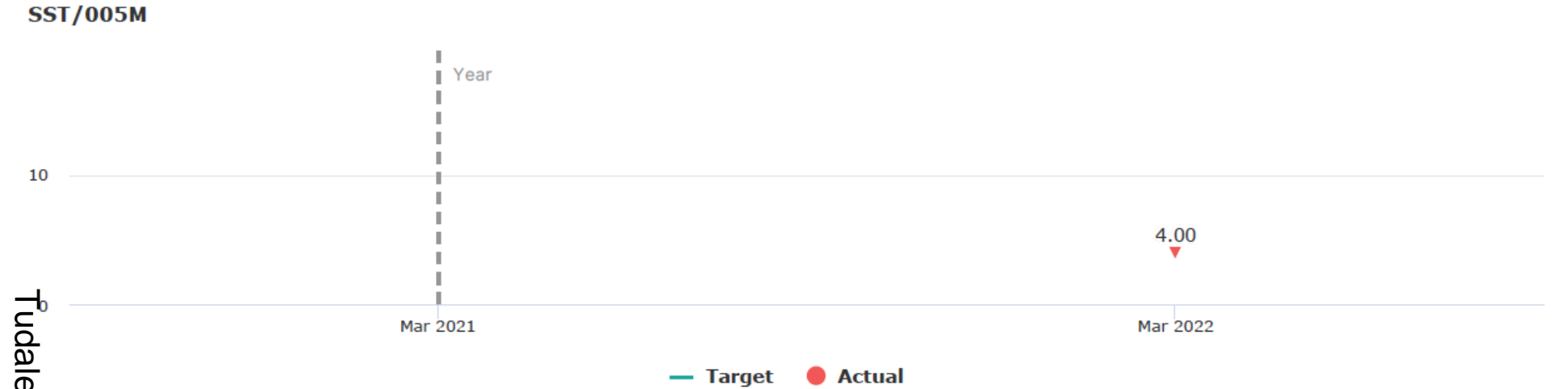
Tudalen 129

Actual (YTD)	Target (YTD)	Current RAG Rating
0.00	1.00	▲

Comment
Progress has been hindered due to ongoing land negotiations. An application for funding to enable construction in 2022/23 financial year has been submitted to Welsh Government.

Active and Sustainable Travel Options Measures

Introduce Electric Charging points at key locations across the County



	Actual (YTD)	Target (YTD)	Current RAG Rating
Tudalen 130	4.00	17.00	▲


Comment

Four electric charging points have been installed on the recently constructed Park & Ride facility on Zone 2 Deeside Industrial Park. A further 17 charge-points are to be installed soon within Flintshire owned car parks.

Active and Sustainable Travel Options Measures

Number of bus quality partnerships on the core network

SST/007M



Tudalen 131

Actual (YTD)	Target (YTD)	Current RAG Rating
0.00	1.00	▲

Comment
The development of the Quality Bus Partnership has been suspended due to national initiatives that will change the way bus services are managed and operated in the future. Transport for Wales (TfW) are undertaking a network review of bus services across north Wales and, whilst the initial report was expected in May 2021, this piece of work has been delayed due to the white paper consultation issues by Welsh Government on bus reform in Wales. This white paper sets out proposals for public transport bus services to better plan and grow the bus network. This will ensure it meets public needs, maximise the value we get for our investment in bus services and reduce reliance on private cars.

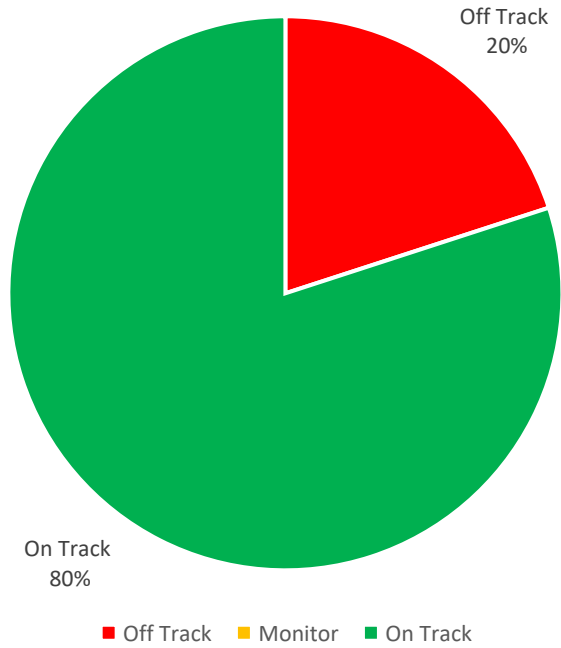
Circular Economy Actions

Action	Percentage Complete	RAG	Outcome RAG	Comment
Achieving Welsh Government recycling targets	60%	●	●	Changes in lifestyle, with more people working from home and buying online has caused fluctuation to the materials streams, with an increase in residual waste affecting recycling rates. Total waste arising from composting decreased in quarter four as expected due to seasonal fluctuations (growing season and cessation of collections over the winter period). This has decreased the overall recycling performance which includes both recycling and composting data combined. As a result, the recycling percentage has decreased. Monitoring of the materials will continue and educational campaigns to increase awareness of recycling with events planned in spring/summer to help drive a reduction in residual waste and increase in recycling rates. Additionally, the reintroduction of side waste enforcement since September 2021 will continue to assist with ensuring that residual waste is minimised.
Developing and extending the Greenfield Composting Facility and Waste Transfer Station	95%	★	★	Scheme has been largely completed. Weighbridges are now installed and currently waiting for IT to install software which will complete the project.
Developing and extending the Standard Yard Waste & Recycling Transfer Station	50%	★	★	Standard Yard Project works is a long-term project and has experienced significant delays due to the global situation with delays to gaining regulatory consents such as planning, environmental permitting, Sustainable Urban Drainage systems. We have now successfully received planning and are currently working through the conditions to ensure compliance. The contract for the demolition of the old waste transfer station was awarded, work is now complete and we are working with the baler company to finalise the internal design following tendering. Work is underway to firm up the costings, design and works programme for the project.
Promoting the option to reuse and repair unwanted items at Household Recycling Centres by partnering with local Charities	60%	●	●	A funding bid to introduce a reuse initiative across all Household Recycling Centres was submitted to the Landfill Disposal Tax Communities Scheme in January 2022. It is anticipated that the outcome of that funding bid will be known in April 2022.

Action	Percentage Complete	RAG	Outcome RAG	Comment
Support local businesses in their efforts to reduce their carbon footprint and become more resource efficient	0%	▲	▲	Delivery of a further package of Welsh Government Covid response grants have further delayed implementation of this work area.
Supporting and promoting the development of a Re-Use and Repair Café within the County	100%	★	★	The Repair and Reuse Centre, with café, was successfully opened in June 2021. Since that time the café has become well established with customer throughput increasing. A small number of repair/reuse workshops have taken place so far but progress with a formal programme has been delayed due recruitment and social distancing restriction.
Working in partnership, actively support and engage with community led groups by developing environmental and recycling initiatives	100%	★	★	An appointment has been made to the role of Environmental Improvement Coordinator. This role will drive community engagement, develop education and engagement campaigns and identify known areas of poor Environmental Quality to drive improvement.

Circular Economy Measures

Circular Economy Performance Measures



Tudalen 134

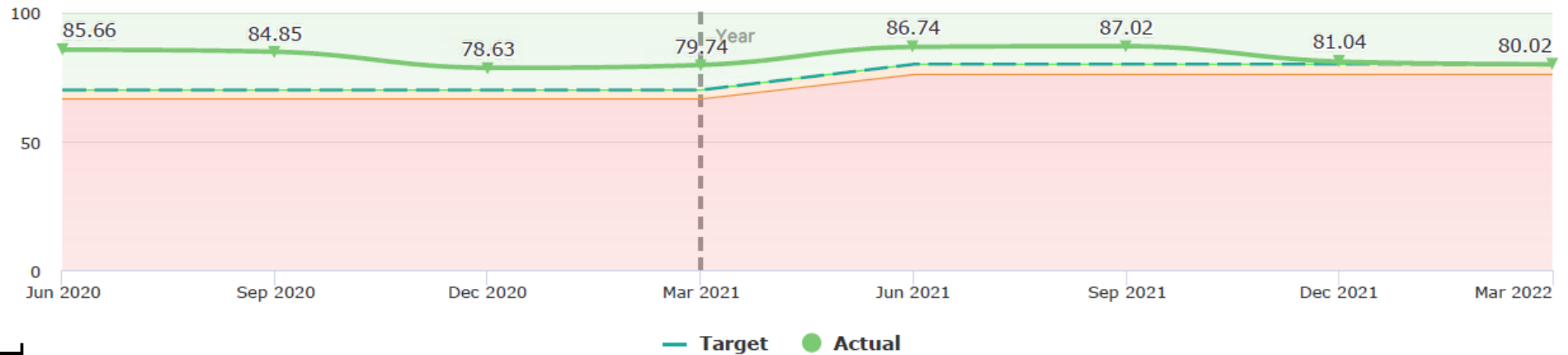
Measures

Area	Title	RAG
Circular Economy	Average Recycling rate across Household Recycling Centres (HRCs)	★
	Number of Repair and Reuse Centres	★
	Percentage of remodeling work at Greenfield completed	★
	Percentage of remodeling work at Standard Yard completed	★
	Percentage of waste reused, recycled or composted	▲

Circular Economy Measures

Average Recycling rate across Household Recycling Centres (HRCs)

SST/002M



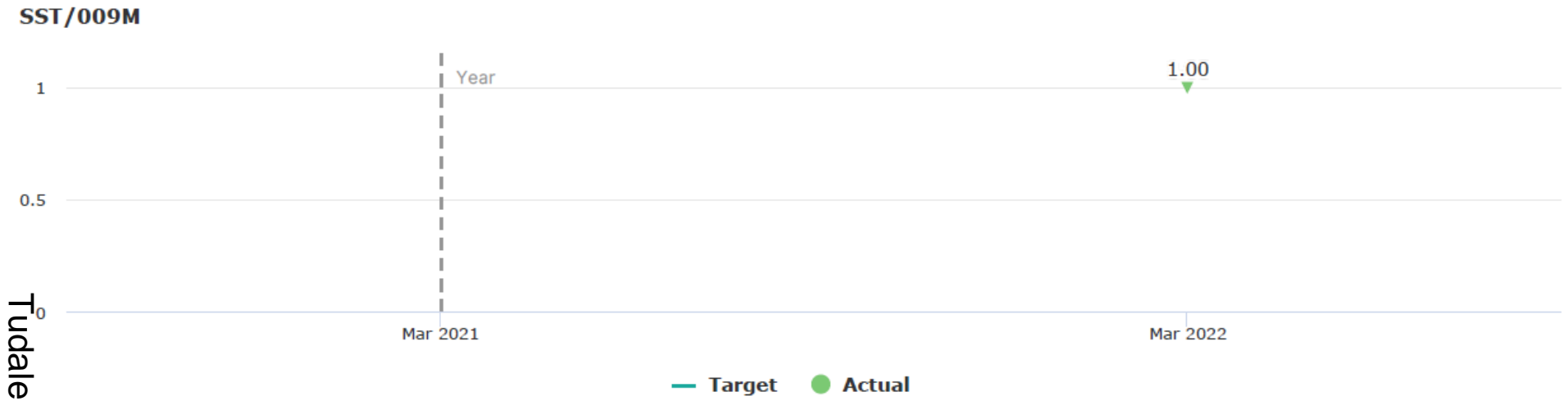
Tudalen 139

Actual (YTD)	Target (YTD)	Current RAG Rating
80.02	80.00	★

Comment
Household Recycling Centres remained open with appropriate control measures in place including residential checks to ensure only Flintshire residents are using the sites. Tonnages have steadily increased, over the winter months, resulting in an increase of materials brought to site and separated for recycling rather than sent for disposal. Changes to the vehicle permit policy will improve the sites ensuring only Flintshire Household waste is accepted on site, not neighbouring local authorities or trade waste.

Circular Economy Measures

Number of Repair and Reuse Centres



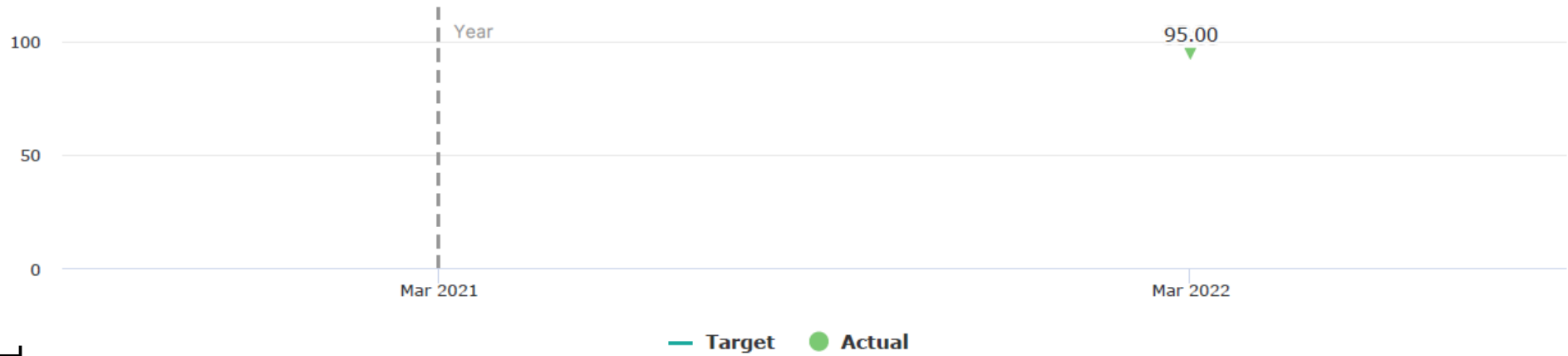
	Actual (YTD)	Target (YTD)	Current RAG Rating
Tudalen 136	1.00	1.00	★

Comment
The repair and reuse centre was opened in Buckley in June 2021. Since that time a number of workshops and repair sessions have been held and a programme is being further developed for the coming year.

Circular Economy Measures

Percentage of remodeling work at Greenfield completed

SST/011M



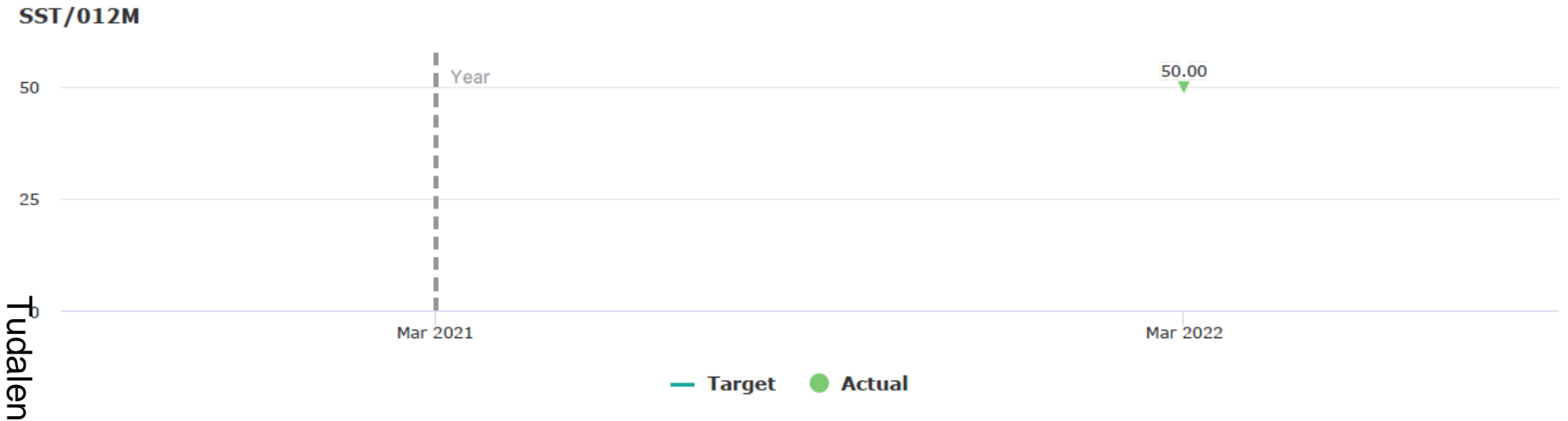
Tudalen 137

Actual (YTD)	Target (YTD)	Current RAG Rating
95.00	100.00	★

Comment
All civil works are complete. Awaiting IT to connect software and computers around the site to complete the project.

Circular Economy Measures

Percentage of remodeling work at Standard Yard completed



Actual (YTD)	Target (YTD)	Current RAG Rating
50.00	50.00	★

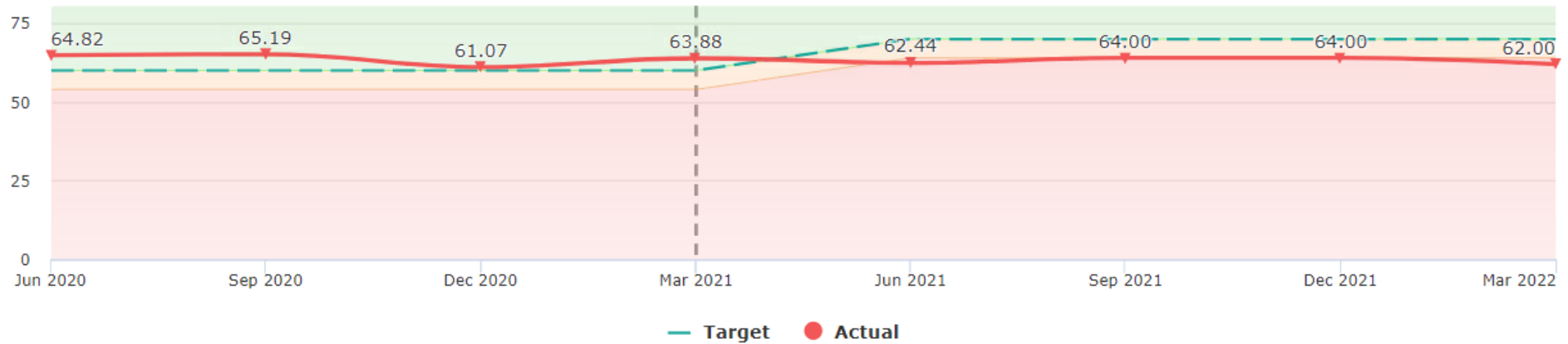
Comment

Standard Yard Project works are progressing on target. We have now successfully received planning and are currently working through the conditions to ensure compliance. To date, two tenders have been sent out and awarded. The tenders are for a new baler/eddy current and the demolition of the existing waste transfer station. The demolition of the waste transfer is now complete and we are working with the baler company to finalise the internal design. We have also instructed Kier Construction to work alongside Mott MacDonald to firm up the costings, design and works programme for the Standard project.

Circular Economy Measures

Percentage of waste reused, recycled or composted

SST/013M



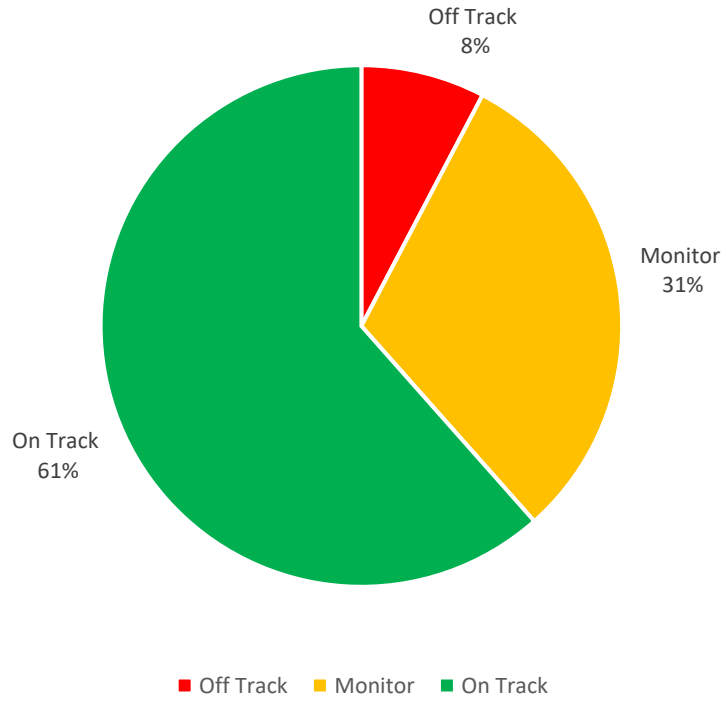
Tudalen 139	Actual (YTD)	Target (YTD)	Current RAG Rating
	62.00	70.00	▲

Comment
<p>Total waste arising has started to decrease in this quarter, which includes both residual and recycling. Seasonal fluctuations have affected the winter months due to composting decrease. The recycling collected amounts have started to stabilise, however, there was a reduction in some materials as people returned back to the workplace rather than work from home. Th amount of residual (non-recyclable) waste has also started to decrease from last year. This is due to the reintroduction of side waste from September 2021, and further effort to promote recycling. These measures will help reduce residual waste, and increase recycling. Data is still being finalised for WasteDataFlow reporting and will be updated once the audit process has been completed, as there is a difference in the deadline for the reporting systems.</p>

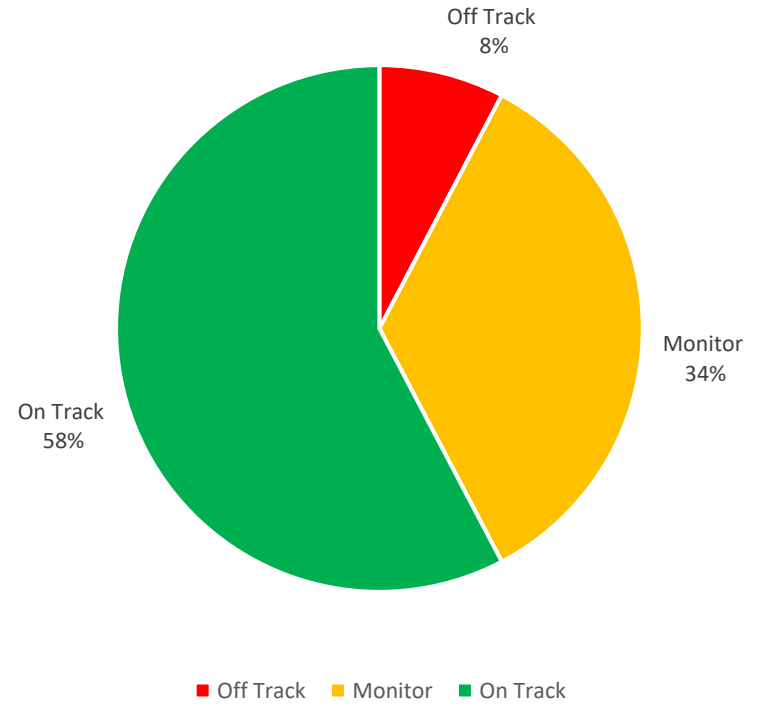
Economy

Economy Overall Performance

Economy Action RAG Status

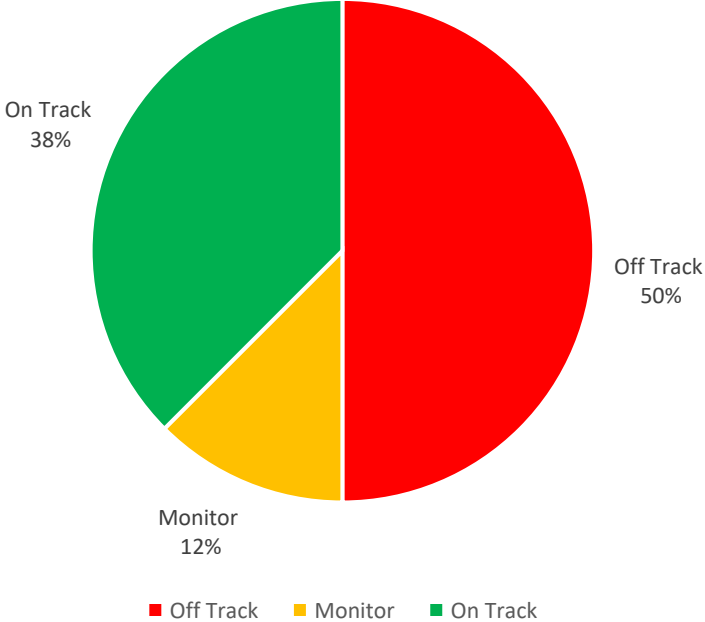


Economy Outcome RAG Status



Tudalen 141

Economy Performance Measures



Measures Off Track

Area	Title	RAG
Business	Number of local businesses supported to reduce their carbon footprint and become more resource efficient	▲
Transport and Digital Infrastructure	Number of bus quality partnerships on the core network	▲
Reducing Worklessness	Number of individuals entering employment, learning and volunteering	▲
	Number of individuals receiving support	▲

Tudalen 142

Town Centre Regeneration Actions

Action	Percentage Complete	RAG	Outcome RAG	Comment
Encouraging and support investment in town centre properties especially to facilitate more sustainable uses	75%	●	●	The Council continues to support a number of potential investors to access funding (both grant and loan) for town centre properties. Two projects which were due to be complete in 2021/22 have been delayed and will be delivered early in 2022/23.
Improving the environment in town centres	75%	★	●	A design firm has been appointed to undertake the public realm improvement proposals in Buckley with consultation recently undertaken and more planned later in the year. Implementation of green infrastructure improvements in Shotton have been delayed by the wider redesign of public realm works in the town and are now due to be implemented in 2022/23. Green infrastructure works in Flint are due on site imminently. A package of improvements to the dock areas in Flint and Shotton are currently being scoped.
Monitoring the health and vitality of town centres to support effective management and business investment decisions	100%	★	★	Digital footfall monitoring equipment has now been installed in Mold with installation in other towns due in the first quarter of 2022/23.
Promoting town centre, hospitality and tourism businesses to help with their post-Covid recovery	100%	★	★	Finalised 'Shop Local' feature film and branding. Agreed a communications plan for sharing these assets with town centres. The regional autumn/winter digital campaign has been completed. An evaluation of this campaign is underway and performance data should be available in April 2022 and will be uploaded to quarter one update (2022/23). Supporting the Mold Food and Drink Festival organising group with arrangements for a return of the event in 2022 by being the main Council contact who will liaise with the relevant services at the Local Authority. Internal working group setup to coordinate activities across the Council. A dedicated webpage has been created on the Council website which provides information that event organisers will need to consider if they are planning an event to celebrate the Queen's Platinum Jubilee. Setup an 'events calendar' which has been shared with tourism networks and partners with an invitation for them to add details of 'events' they are aware will be happening this year so that we can promote them on our various platforms.

Action	Percentage Complete	RAG	Outcome RAG	Comment
Supporting the growth of community enterprises in town centre locations	65%	★	★	<p>Over the course of the reporting period, 29 social enterprise support sessions were provided to members of the public wanting to explore social enterprise as an intervention to address social issues across the county.</p> <p>These meetings were distributed among some 15 social entrepreneurs/organisations across Flintshire.</p> <p>In the main, during this reporting period, this support was limited to online support due to the restrictions associated with the pandemic.</p> <p>The support provided included but was not limited to; identification and adoption of appropriate business structures, company registrations, business planning & cash flow forecasting, market research, policy and procedure development, policy and procedure development, preparing for investment, funding applications and preparation of business award entries.</p>

Business Actions

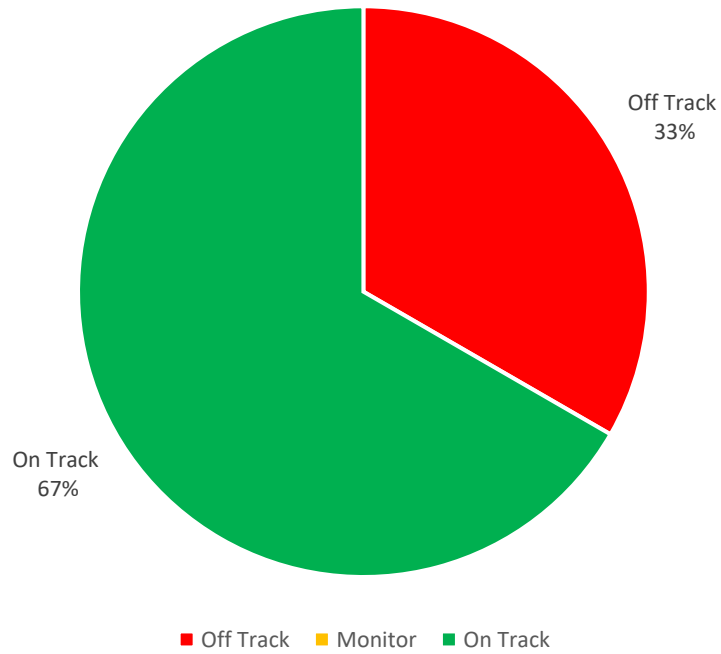
Action	Percentage Complete	RAG	Outcome RAG	Comment
Engaging small businesses and improve support packages available to them	100%	★	★	The Council now has an officer to engage town centre businesses and to link them to mainstream support provision. Early engagement work has started. It is still early in the process which will continue through 2022/23.
Increasing the scale and impact of the social business sector	100%	★	●	The face-to-face meetings are gradually resuming, in line with social distancing, the Social Enterprise Officer has begun to provide face-to-face business support, advice and guidance to existing and new start social enterprises throughout the reporting period. During this period, 33 business support sessions were delivered to 14 social across Flintshire. The Social Enterprise Officer also worked online with a stakeholder group of Flintshire Social Enterprise on a Social Impact toolkit which will allow both Flintshire County Council and the social enterprise sector empirical evidence of the value of the social initiatives carried out by social enterprises within Flintshire.
Supporting growth of the local and regional food and drink business sector through marketing and collaborative projects	100%	★	★	The North East Wales Food and Drink (Action, Collaboration and Enterprise) project continues to explore and introduce new ways of supporting food and drink producers in North East Wales. The Council has committed match funding to support this project with a second year of activities. Year one targets have been met and will be reported in quarter one (2022/23).
Supporting local businesses in their efforts to reduce their carbon footprint and become more resource efficient	100%	●	●	Progress on this work area has been delayed this year due to capacity being diverted to the delivery of Welsh Government Covid grants to businesses. The Council has now established a new decarbonisation forum for Deeside Industrial Park to support businesses and pilot wider approaches.
Supporting post-Covid recovery of the County's street and indoor markets	100%	★	●	The street and indoor markets have faced challenging conditions through the pandemic with only essential goods stalls able to trade at periods. Trader numbers remain buoyant (Mold indoor market 100% occupied, Mold street market averaging 85 stalls and Holywell six) with new traders replacing those that have left.

Action	Percentage Complete	RAG	Outcome RAG	Comment
Supporting recovery of the tourism and hospitality sectors and rebuild confidence in the industry	100%	★	★	Flintshire Ambassador programme. Three modules written (Heritage & Culture / Sustainable Tourism / Walking & Great Outdoors). Final three modules are being drafted and will be ready in quarter one 2022. Commissioned a bedstock survey so we can have an up-to-date picture on the availability of visitor accommodation and bed spaces in Flintshire. Delivered a familiarisation visit for North East Wales tourism/hospitality businesses, the theme was 'heritage and culture'. 30 businesses attended with further visits being planned in 2022. Ongoing promotion of the Enterprise Renewal Fund which is available for businesses from all sectors to support post-Covid activities. A council representative is a member on the evaluation panel for this fund.

Tudalen 146

Business Measures

Business Performance Measures



Tudalen 147

Measures

Area	Title	RAG
Business	Number of local businesses supported to reduce their carbon footprint and become more resource efficient	▲
	Number of small or micro businesses receiving support	★
	Number of social enterprises receiving support	★

Business Measures

Number of local businesses supported to reduce their carbon footprint and become more resource efficient



	Actual (YTD)	Target (YTD)	Current RAG Rating
148	10.00	30.00	▲

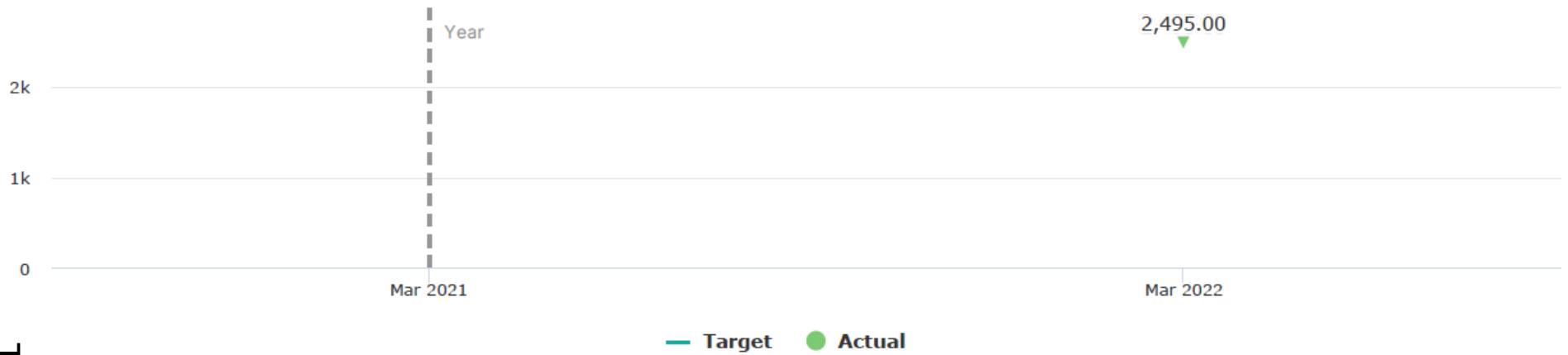
Comment

Progress on this work area has been delayed this year due to capacity being diverted to the delivery of Welsh Government Covid grants to businesses. The Council has now established a new decarbonisation forum for Deeside Industrial Park to support businesses and pilot wider approaches.

Business Measures

Number of small or micro businesses receiving support

PEE/007M



Tudalen 149

Actual (YTD)	Target (YTD)	Current RAG Rating
2,495.00	300.00	★

Comment
Support to small businesses this year has included: delivering Flintshire in Business events; supporting investment enquiries; providing coaching and mentoring; issuing grants; and day-to-day requests for support.

Business Measures

Number of social enterprises receiving support



Comment

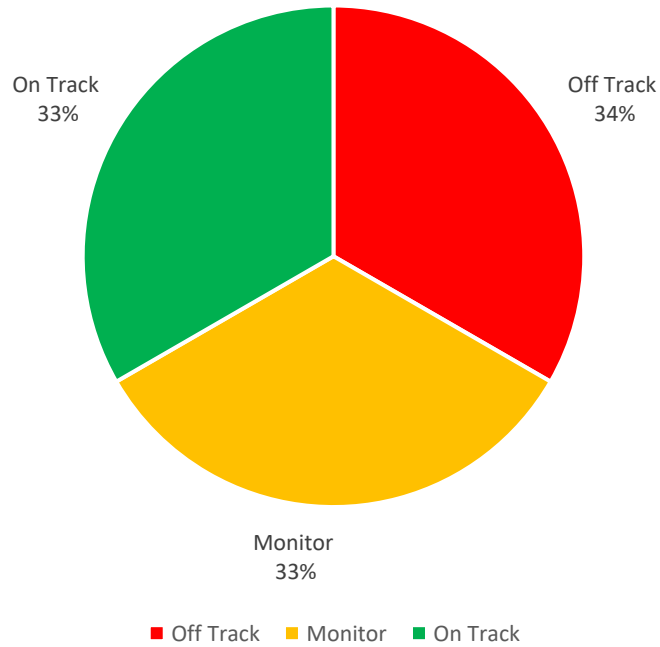
Over the course of the year, 139 social enterprise support sessions were provided to members of the public wanting to explore social enterprise as an intervention to address social issues across the county. These sessions were delivered to some 41 social entrepreneurs/organisations across Flintshire. Sessions were held remotely during the lockdowns associated with the Covid pandemic. This impacted negatively on the amount of time it took to complete sessions often due to lack of IT skills of participating members of the public.

Transport and Digital Infrastructure Actions

Action	Percentage Complete	RAG	Outcome RAG	Comment
Completing the connection of all eligible public buildings through the Local Full Fibre Network Project	100%	★	★	The Local Full Fibre Project is now complete. The overwhelming majority of buildings originally identified for connection will have been completed. A small number of buildings will be removed from scope due to technical constraints or because other programmes will enable their connection.
Connecting further rural communities to improved digital infrastructure	100%	●	★	The funding for the Rural Broadband Officer has been confirmed for another two years however the officer shared between Wrexham and Flintshire has secured alternative employment. Recruitment into the role will take place early in 2022. Eligibility for Community Fibre Partnership projects is under review as UK Government and BT Openreach plan further commercial fibre programmes.
Developing and delivering transport infrastructure improvements as part of North Wales Metro programme and the Council's Integrated Transport Strategy	45%	●	★	Progression of the North Wales Metro and in-year transport schemes have been restricted due to ongoing land negotiations and supplier availability, however, the Park & Ride facility on Zone 2 Deeside Industrial Park has now been completed.
Ensuring Flintshire strategic transport priorities are well-represented in the Regional Transport Plan from the forthcoming Corporate Joint Committee development	50%	★	★	This is a longer term action. Following the publishing of Welsh Government's (WG) New Wales Transport Plan, we are in the process of reviewing our own Integrated Transport Strategy. Once complete, this will form the basis of Flintshire's forthcoming Regional Transport plan submission. An all-members workshop is scheduled in 2022 to kick start this review.
Starting delivery of the local plans within the North Wales Growth Deal for digital infrastructure	100%	★	★	The Council continues to be represented on the key programme and project boards for the delivery of Growth Deal projects.

Transport and Digital Infrastructure Measures

Transport and Digital Infrastructure Performance Measures



Tudalen 152

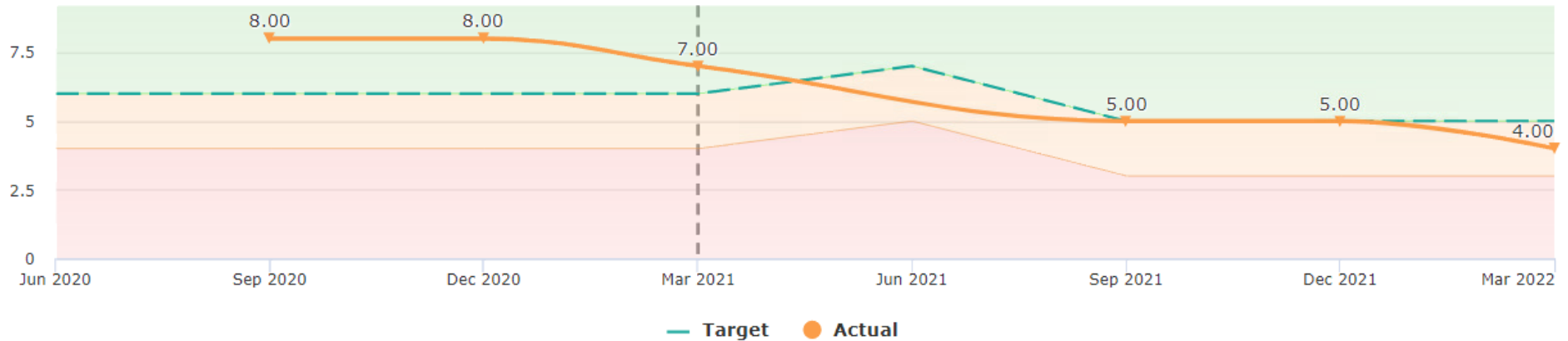
Measures

Area	Title	RAG
Transport and Digital Infrastructure	Number of Local Travel Arrangements (LTAs) in geographical areas of the County	●
	Number of bus quality partnerships on the core network	▲
	Number of households supported to improve connectivity	N/A
	Number of schemes delivered through the Welsh Government Active Travel Fund	★

Transport and Digital Infrastructure Measures

Number of Local Travel Arrangements (LTAs) in geographical areas of the County

Number of Local Travel Arrangements (LTAs) in geographical areas of the County



	Actual (YTD)	Target (YTD)	Current RAG Rating
Tudalen 153	4.00	5.00	●

Comment
<p>There are currently three Local Travel arrangements in place, the LT4, LT7 & LT8. The LT1,2 & 3 were replaced with the Holywell Fflecsi Service. The Holywell Fflecsi service has proven extremely successful with increased passenger numbers. More importantly, 45% of the passengers are new to the service and from areas where there were no previous bus services available, working towards the service delivery aim of reducing Flintshire residents isolation in our more rural communities.</p> <p>Following the successful introduction of the Fflecsi service in Holywell, work is progressing to review the current local travel arrangement in Buckley (LT4) with the view to replace the current local travel arrangement with a Fflecsi service in June 2022. Work is still being progressed with the current Fflecsi service in Holywell to extend the service area map to increase patronage further.</p>

Transport and Digital Infrastructure Measures

Number of bus quality partnerships on the core network



	Actual (YTD)	Target (YTD)	Current RAG Rating
Tudalen 154	0.00	1.00	▲


Comment

The development of the Quality Bus Partnership has been suspended due to national initiatives that will change the way bus services are managed and operated in the future. Transport for Wales (TfW) are undertaking a network review of bus services across north Wales and, whilst the initial report was expected in May 2021, this piece of work has been delayed due to the white paper consultation issues by Welsh Government on bus reform in Wales. This white paper sets out proposals for public transport bus services to better plan and grow the bus network. This will ensure it meets public needs, maximise the value we get for our investment in bus services and reduce reliance on private cars.

Transport and Digital Infrastructure Measures

Number of households supported to improve connectivity

PEE/002M



Tudalen 155

Actual (YTD)	Target (YTD)	Current RAG Rating
N/A		N/A

Comment
<p>The Council has undertaken a programme of work to support households to improve their digital connectivity. On a community basis, support has been given to a number of groups to develop their proposals for Community Fibre Partnerships. One of these reached fruition (Halkyn) while the others are awaiting clarification from UK Government and BT Openreach following changes to the funding regime. On an individual basis, the project officer reached out to households across the County who were struggling with connectivity and provided one to one advice to them to help them to identify options to improve their connectivity. Unfortunately, the officer who was employed by Wrexham CBC, has left their employment and numerical data for the programme is unavailable.</p>

Transport and Digital Infrastructure Measures

Number of schemes delivered through the Welsh Government Active Travel Fund



	Actual (YTD)	Target (YTD)	Current RAG Rating
Fudalen 156	3.00	1.00	★

Comment
Of the three initial active travel schemes being implemented through the Active Travel Fund, Greenfield Valley (Phase 3) and Hawarden Cycle Bridge upgrade has been completed. A third scheme (Airbus to Saltney Ferry link) has been rolled forward into the next financial year in agreement with Welsh Government. In addition, Active Travel slippage funding has been obtained in year for the completion of rural Active Travel improvements in Caerwys.

Local Development Plan (LDP) Targets Actions

Action	Percentage Complete	RAG	Outcome RAG	Comment
Ensuring timely adoption of the Local Development Plan once Inspector's Report received	75%	●	●	Local Development Plan (LDP) submitted for Examination November 2020 in line with Delivery Agreement. Commencement of Examination of LDP delayed several times by Inspectors and progress delayed further by the need to address the 'phosphates' issue raised by Natural Resources Wales. Examination Hearing Sessions now finished but Inspector raised further concerns relating to phosphates which required a comprehensive response by the Council. The Inspectors finally agreed to the Council's approach regarding phosphates and to give the go ahead for Council to consult on the Matters Arising Changes (MACs) on 25 January 2022. This did not give sufficient time to secure Cabinet approval for the MACs to go out to public consultation without the six week consultation period encroaching into the pre-election period for the May local government elections. This will result in a delay of several months in receiving the Inspectors binding Report. It must be stressed that the Examination phase of the LDP preparation process is the remit of the Inspectors and outside of the direct control of the Council.
Maintaining and update the Local Development Plan Housing trajectory in line with planning decisions made	75%	●	●	The Council cannot formally update the housing trajectory until the Local Development Plan (LDP) has been adopted. However, the Council has produced a housing trajectory for April 2020 which has been agreed by the Inspectors as part of the Matters Arising Changes. Officers are continuing to undertake annual housing land monitoring each April in order to inform future updates of the housing trajectory as part of the plans monitoring arrangements, once the LDP is adopted.
Making decisions at Planning Committee in line with the adopted Local Development Plan	0%	▲	▲	The Local Development Plan (LDP) cannot form the statutory development plan for making either decisions at Planning Committee or delegated decisions until it is adopted by the Council. The adoption of the LDP will be delayed by several months as the Matters Arising Changes, arising from the Examination Hearing Sessions, have been unable to be consulted upon ahead of the May local government elections.
Monitoring overall Plan performance via the Annual Monitoring Report (AMR) and submit to Welsh Government	75%	●	●	The Local Development Plan (LDP) cannot be monitored on an annual basis until it has been adopted. The monitoring chapter within the LDP has been the subject of discussion at an Examination Hearing Session and minor amendments agreed with the Inspector. These amendments will be consulted upon as part of the Matters Arising Changes (MACs), ahead of the Inspector issuing their Report on the Examination. Consultation on the MACs has been delayed by several months as consultation could not be commenced until after the May local government elections. The Council will though have in place the monitoring arrangements as part of the adopted LDP, to ensure effective annual monitoring.

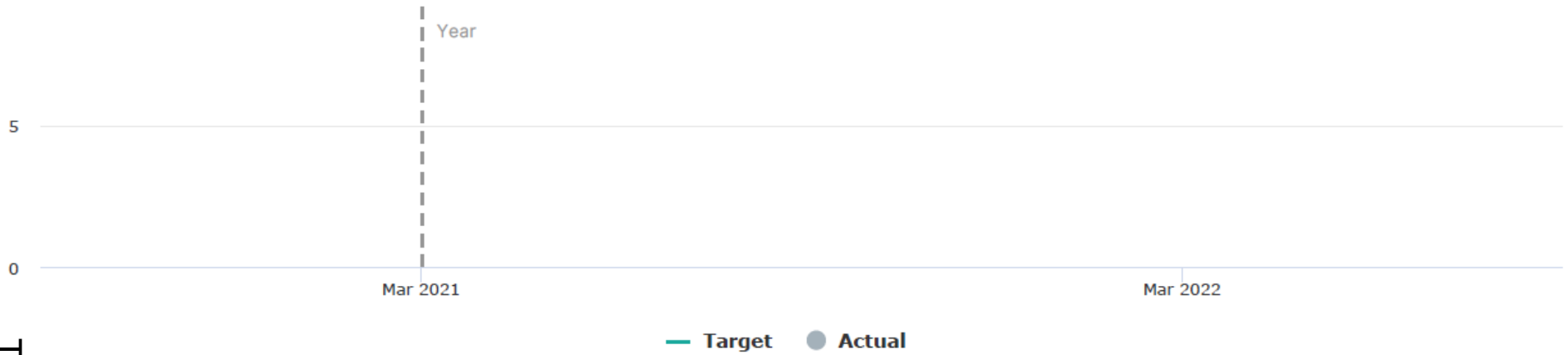
Action	Percentage Complete	RAG	Outcome RAG	Comment
Referencing the Local Development Plan growth strategy in early work on a North Wales Strategic Development Plan (SDP)	0%	▲	▲	Work has not yet commenced on a North Wales Strategic Development Plan (SDP). It is not anticipated that the Corporate Joint Committees (CJC) will be set up until spring 2022.

Tudalen 158

Local Development Plan (LDP) Targets Measures

Number of calendar weeks for the adoption of the Local Development Plan following receipt of the Inspector's report

PEE/001M



Tudalen 159

Actual (YTD)	Target (YTD)	Current RAG Rating
N/A	8.00	N/A

Comment
The Council must adopt its Local Development Plan within 8 weeks of receipt of the Inspector's Report. Because of inspector delays and the Elections as reported in updates for other measures, we cannot say when we will receive the Inspector's report as yet.

Spending Money for the Benefit of Flintshire Actions

Action	Percentage Complete	RAG	Outcome RAG	Comment
Encouraging and supporting commissioners and suppliers to generate additional well-being outcomes	50%	★	★	<p>The previous social value performance update was presented to Chief Officer Teams in October 2021, therefore the current data available within the system remains up to date and relevant. A further social value update was provided to Chief Officer Teams, Corporate Resources Overview and Scrutiny Committee and Cabinet in February 2022. The report highlighted the key performance indicators achieved between January and September 2021 as disclosed within the previous performance data report, the challenges felt by the programme and the further opportunities to enhance the programme in order to further maximise the generation of social value across the Council, it's services and expenditure.</p> <p>As part of the report, a proposal to scale back performance reporting was proposed in order to secure an achievable social value work programme for 2022/23, given the available resource in place. This proposal was formally agreed by Chief Officers Teams and Formal Cabinet in February 2022.</p> <p>Consequently, the next social value performance report will be presented to Chief Officer Teams in June 2022, in line with the Council's next procurement spend performance review specific to quarter four. The social value performance report will include performance data for quarter two, quarter three and quarter four which will be reported within the system following the update to Chief Officer Teams.</p>
Increasing the ability and confidence of local businesses to supply the public sector	75%	●	●	Engagement has started with businesses on a potential Dynamic Purchasing Solution for domestic energy goods and services ready for procurement later in 2022. Further work on wider opportunities is required.
Reporting of the strategic well-being outcomes across the Council in place	100%	★	★	The Council now has a robust software system to monitor the achievement of the strategic well-being outcomes through goods and services delivered on the Council's behalf by suppliers (social value).

Spending Money for the Benefit of Flintshire Measures

Monetary value of community benefits as measured against the Flintshire Themes Outcomes and Measures (TOMs) Framework

Monetary value of community benefits as measured against the Flintshire Themes Outcomes and Measure



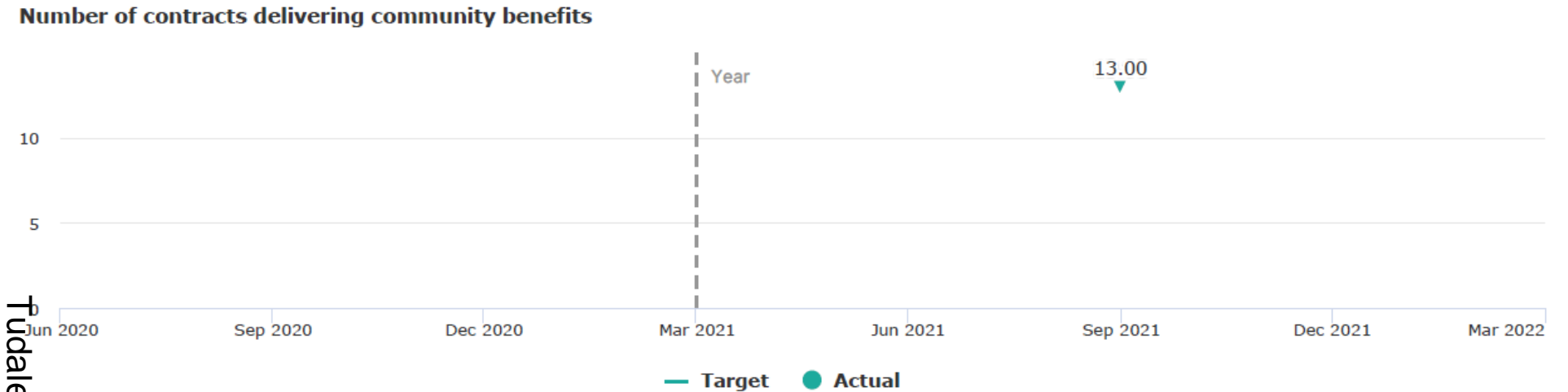
Tudalen 161

Actual (YTD)	Target (YTD)	Current RAG Rating
N/A		N/A

Comment
The next social value performance report will be presented to Chief Officer Teams in June 2022, in line with the Council's next procurement spend performance review specific to quarter four. The social value performance report will include performance data for quarter two, quarter three and quarter four, and which will be reported within the system following the update to Chief Officer Teams.

Spending Money for the Benefit of Flintshire Measures

Number of contracts delivering community benefits



Fudalen 162

Actual (YTD)	Target (YTD)	Current RAG Rating
N/A		N/A

Comment
The next social value performance report will be presented to Chief Officer Teams in June 2022, in line with the Council's next procurement spend performance review specific to quarter four. The social value performance report will include performance data for quarter two, quarter three and quarter four, and which will be reported within the system following the update to Chief Officer Teams.

Reducing Worklessness Actions

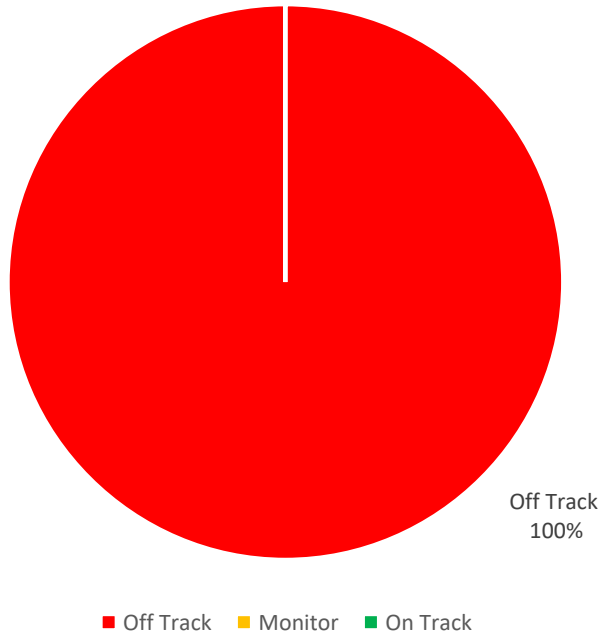
Action	Percentage Complete	RAG	Outcome RAG	Comment
Co-ordinating a multi-agency approach to support businesses to recruit people from disadvantaged groups	100%	★	★	<p>During quarter four, planning for our annual job fair continued, due to take place on 28 April 2022 at Deeside Leisure centre. The Jobs, Skills & Training Events group including Jobcentre Plus and Careers have met regularly to plan and promote the event to the wider community.</p> <p>Interest from employers has been excellent and the event looks to be another successful multi-agency collaboration supporting individuals across Flintshire who are looking to gain employment or a change of career. In January, Communities for Work supported a Recruitment Open Day at Saica Flex on Deeside industrial estate to aid recruitment of their 27 vacancies including roles in production, customer service, ink technicians, warehouse operatives and plate makers. Sessions included a company presentation, factory tour and a question & answer opportunity with management from various departments. A number of interviews were secured at the event.</p>
Delivering mentoring and wider support programmes to assist disadvantaged people to re-engage with the labour market	100%	★	★	<p>During quarter four, Communities for Work in partnership with Department for Work and Pensions and Careers Wales supported the Mitie redundancies in a two-day event on 22-23 March. Mitie were managing 178 Covid testing sites across Wales which were set to close on the 31 March resulting in over 150 redundancies at their Deeside sites. Through this multi-agency approach, individuals being made redundant were able to access the support from all providers as well as employers who were there on the day with vacancy opportunities.</p>

Tudalen 163

Reducing Worklessness Measures

Reducing Worklessness Performance Measures

Tudalen 164



Measures

Area	Title	RAG
Reducing Worklessness	Number of individuals entering employment, learning and volunteering	▲
Reducing Worklessness	Number of individuals receiving support	▲

Reducing Worklessness Measures

Number of individuals entering employment, learning or volunteering

PEE/003M



Tudalen 165

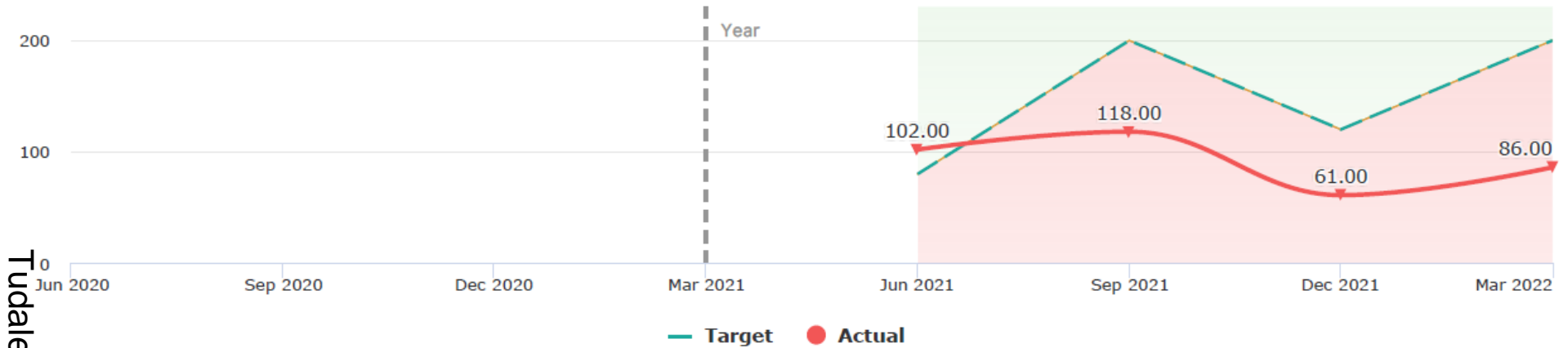
Actual (YTD)	Target (YTD)	Current RAG Rating
39.00	87.00	▲

Comment
Overall, numbers entering the employability programmes have been lower this year as the impact of the pandemic on the labour market has been less than feared. As a result, leaver numbers are also lower than forecast. During quarter four, 39 individuals who were signed up to the Communities for Work programme were successful in gaining employment. The successful employment sectors included retail, construction (multiskilled operatives), security, care work and logistics. Throughout the quarter a number of training and work experience opportunities had been made available to clients including a five day Social Care pathway, Health and Safety Level 1 in construction training along with a Hospitality pathway which included training in Food Safety, Customer service and barista.

Reducing Worklessness Measures

Number of individuals receiving support

PEE/004M



Tudalen 166

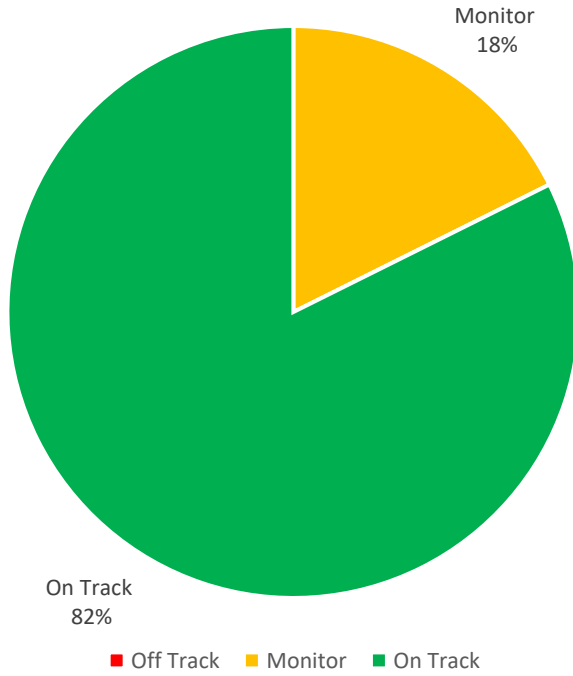
Actual (YTD)	Target (YTD)	Current RAG Rating
86.00	200.00	▲

Comment
<p>During quarter four, 86 individuals registered with the Communities for Work programme in Flintshire and were assigned an employment mentor. Opportunities for engagement during this quarter included a specific social care recruitment event held in February at Ty Calon in Queensferry to support care providers who are struggling to recruit staff in this area and to provide job seekers with a platform to talk to employers direct. A partnership event at the Xplore Science Discovery Centre in Wrexham took place during March to support anyone interested in a career in the transport sector. Local training providers were on hand for individuals to find out what is involved and what opportunities are available. Employers also attended to give an overview of their companies and the different roles they have within. Communities for Work continued to support a community drop-in held at St. Peter's Church in Holywell offering advice and guidance to anyone wanting to get back into work.</p>

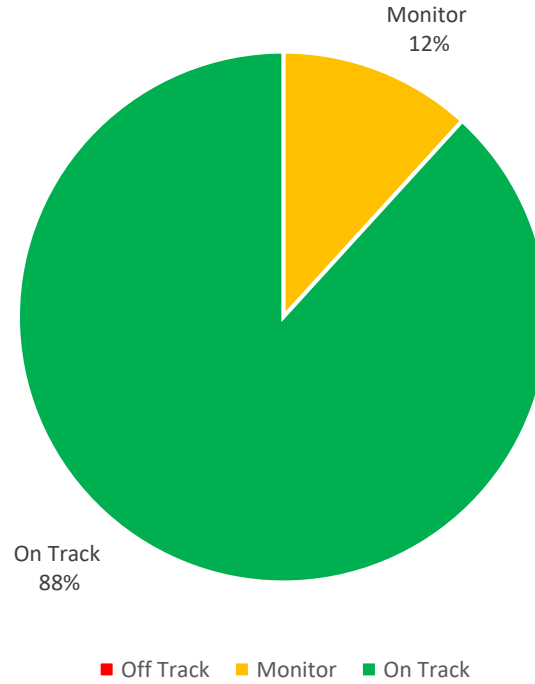
Personal and Community Wellbeing

Personal and Community Wellbeing Overall Performance

Personal and Community Wellbeing Action RAG Status

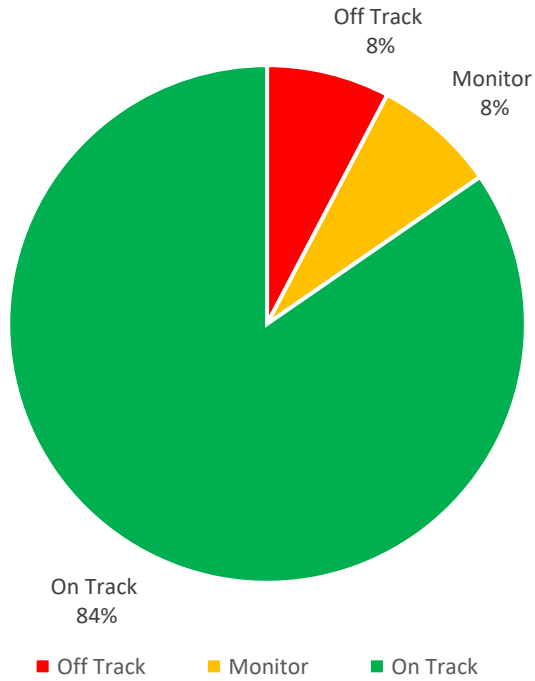


Personal and Community Wellbeing Outcome RAG Status



Tudalen 168

Personal and Community Wellbeing Performance Measures







Measures Off Track

Area	Title	RAG
A Well-connected, Safe and Clean Local Environment	Progress actions to avoid non-payment of all Fixed Penalty Notice (FPN) / Penalty Charge Notice (PCN)	▲

Tudalen 169

Independent Living Actions

Action	Percentage Complete	RAG	Outcome RAG	Comment
Developing and extend our approach to Micro Care supporting more people in their own homes	100%	★	★	A Planning & Development Officer and a Collaboration & Business Relations Officer have been recruited to a new Microcare team, who will develop the programme further. We are now in a position to commission packages of care directly with 24 recruited Microcarers and the team are continuing to work with Microcarers to take this forward.
Ensuring services for families with children aged 0-7 are better integrated through the 'Early Years Pathfinder' project	90%	★	★	The Early Years Integration and Transformation Pathfinder programme has seen positive distance travelled towards seamless early years services across all sectors, assisted by oversight from the Early Years Partnership. This has been achieved by undertaking a base-line self-evaluation supported by the Early Intervention Foundation and working through priorities to a more 'mature' system and embedding the Vanguard systems approach to priority areas which has simplified the system, reduced duplication and increased collaboration, most notably health; speech, language and communication; family support and childcare across the continuum of need. Regional work is a significant contributor to our progress as well, enabling shared learning and testing in each locality across the Betsi Cadwaladr University Health Board (BCUHB) footprint. The draft Early Years Strategy has been approved by the Partnership and requires consultation and a list of work priorities is developed. At the request of Welsh Government, Flintshire have taken on the lead role for the Regional Early Years Integration and Transformation collaboration which commenced March 2022. Welsh Government have committed to the Pathfinder for a further two years. The work programme will include priorities such as the expansion of Flying Start, increased eligibility to the Childcare Offer for parents in training, a focus on quality childcare and sufficient places and early childhood development and the impacts on children born during the pandemic, particularly speech, language and communication and development of the volunteer parenting programme Empowering Parents, Empowering Communities. Delivering the expansion will be challenging due to the additional demands on resources. The work achieved this year has succeeded initial plans and priorities are progressing for 2022-24.

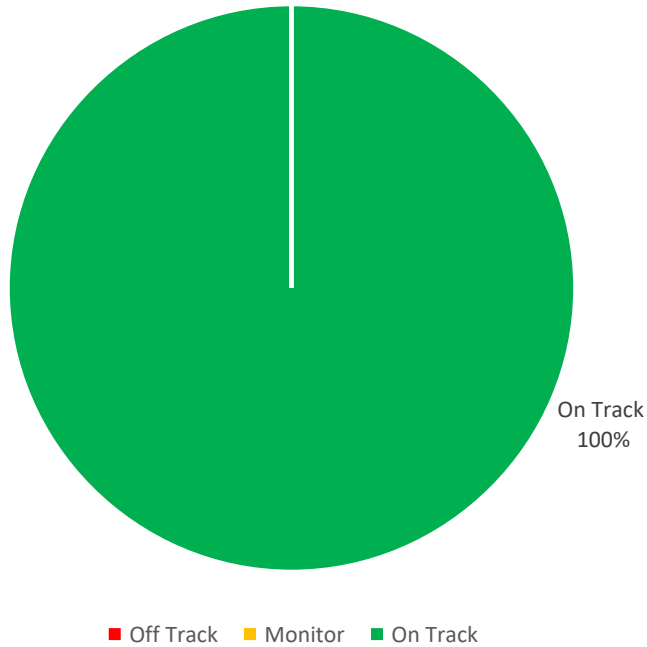
Action	Percentage Complete	RAG	Outcome RAG	Comment
Increasing the number of people who are able to make their own care arrangements through a Direct Payment	100%			<p>Our intention to increase the use of direct payments has been impacted by a shortage of direct care staff. We are experiencing this across the whole direct care service, both in house and in the independent sector. However, progress has been made develop the service. A Direct Payment portal has gone live which allows people to find their own Personal Assistants.</p> <p>A post in the Direct Payments team has led on effectively supporting our third sector partner to better understand direct payments and how they might be utilised to benefit informal carers locally. The post has enabled the Direct Payments team to mentor third sector colleagues to have direct payments related conversations with informal carers, to facilitate opportunities for Carers to think about how they might shape their own support and to use direct payments to achieve bespoke outcomes.</p> <p>Carers were supported via NEWCIS and the Council's Direct Payments team to access a Direct Payment to support with respite based on their Carers Needs Assessments. We worked together to identify carers who have received support through embedded methods but needed something different to support their needs.</p>
Providing additional placements at Marleyfield House Care Home to support older people	100%			The extension at Marleyfield House has now been completed and we have opened an additional 32 beds to take the total capacity to 64. This includes 48 permanent residents and 16 short term reablement residents who are supported to transition from hospital home as quickly as possible.

Tudalen 171

Independent Living Measures

Independent Living Performance Measures

Tudalen 172



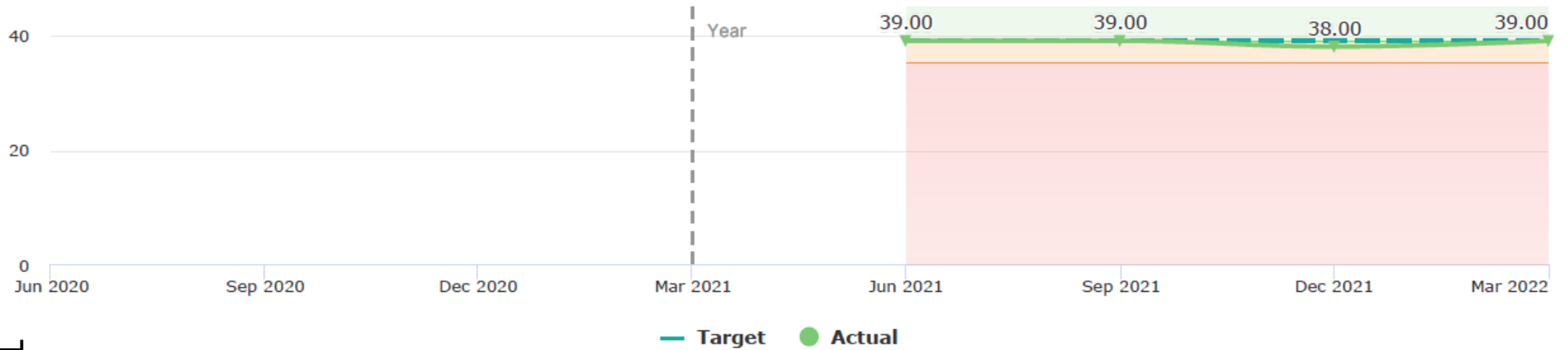
Measures

Area	Title	RAG
Independent Living	Direct Payments as a % of home-based services	★
	Number of Microcare providers	★
	Percentage of equipment that is re-used	★
	Percentage of requests for equipment that meet or exceed the national 7 Day standard	★
	Percentage of urgent requests for equipment that meet or exceed the national 1 Day response standards	★

Independent Living Measures

Direct Payments as a % of home-based services

SS/001M



Tudalen 173

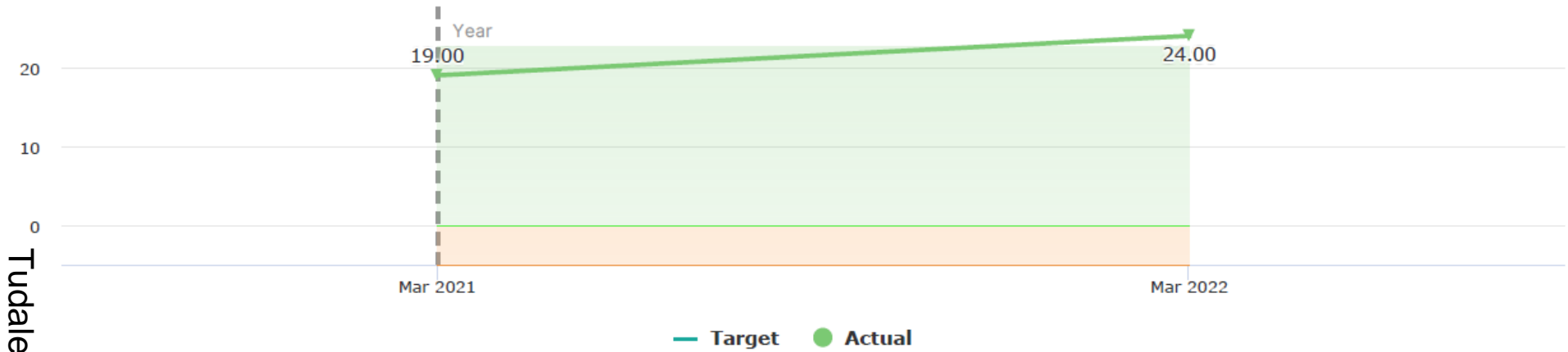
Actual (YTD)	Target (YTD)	Current RAG Rating
39.00	39.00	★

Comment
Our end year outturn is consistent with previous quarters. Our intention to increase the use of direct payments has been impacted by shortage of direct care staff. We are experiencing this across the whole direct care service, both in house and in the independent sector.

Independent Living Measures

Number of Microcare providers

SS/003M



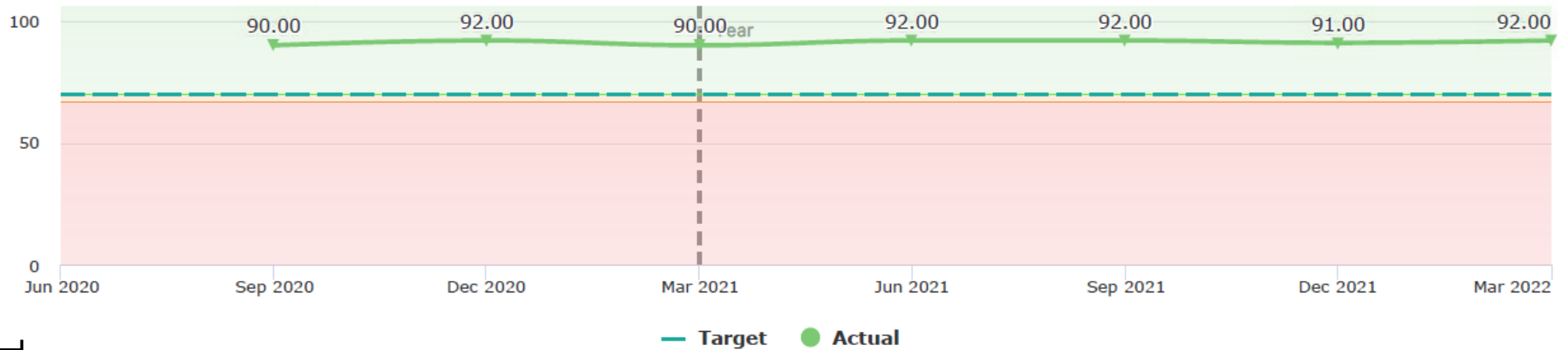
	Actual (YTD)	Target (YTD)	Current RAG Rating
Tudalen 174	24.00	20.00	★

Comment
 A further two microcarers have also completed the quality framework and are waiting to complete the moving and positioning training before they can be given Flintshire contracts.

Independent Living Measures

Percentage of equipment that is re-used

SS/007M



Tudalen 175

Actual (YTD)	Target (YTD)	Current RAG Rating
92.00	70.00	★

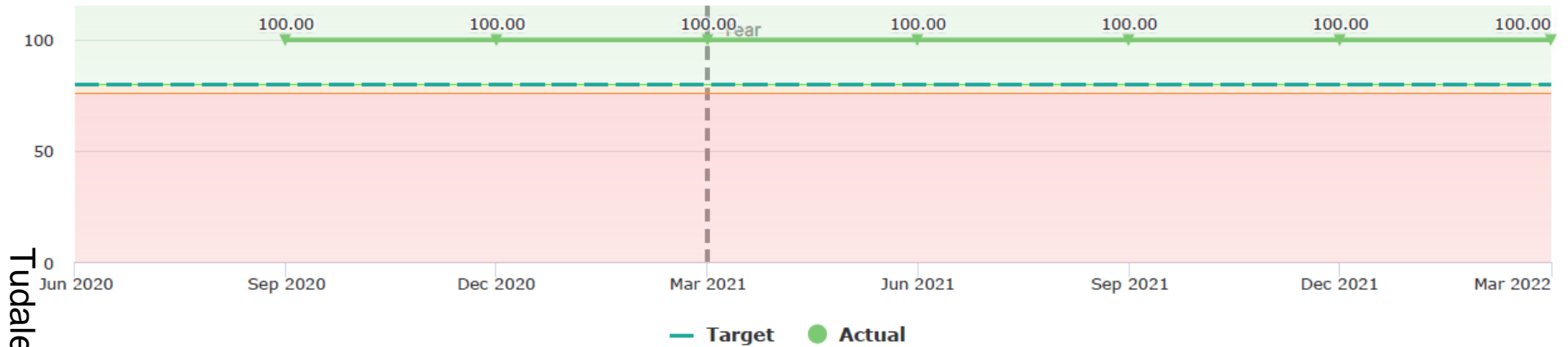
Comment

The standard of 70% is set nationally by the "National Minimum Standards for Community Equipment Services in Wales". However, the North East Wales Community Equipment Service (NEWCES) consistently achieve better than what is requested, with an average of approximately 90% re-use of equipment rather than throwing it away. By doing this there is a yearly cost avoidance of over £2 million.

Independent Living Measures

Percentage of requests for equipment that meet or exceed the national 7 Day standard

SS/008M



Tudalen

176

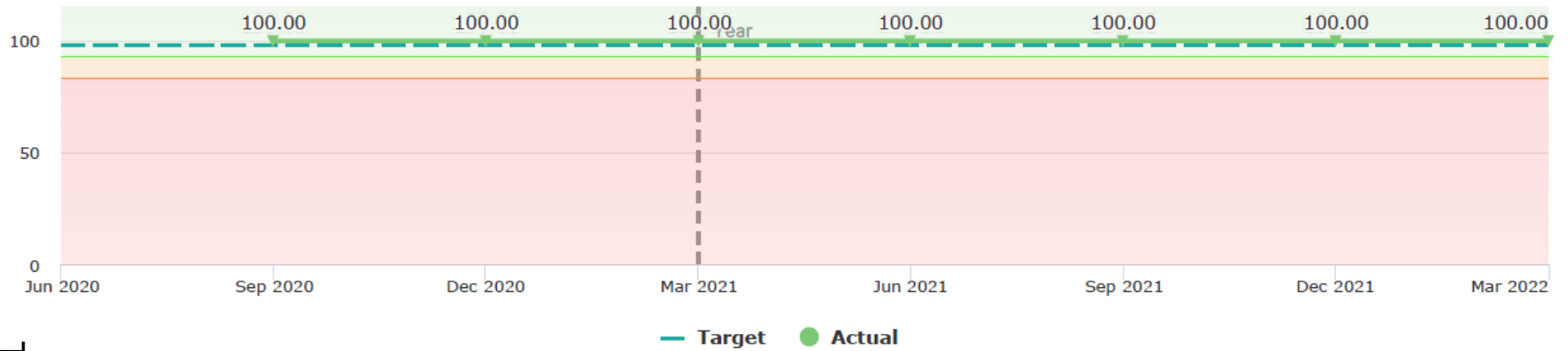
Actual (YTD)	Target (YTD)	Current RAG Rating
100.00	80.00	★

Comment
The North East Wales Community Equipment Service continue to provide 100% of equipment requests within the seven day national standard.

Independent Living Measures

Percentage of urgent requests for equipment that meet or exceed the national 1 Day response standards

SS/009M



Tudalen 177

Actual (YTD)	Target (YTD)	Current RAG Rating
100.00	98.00	★

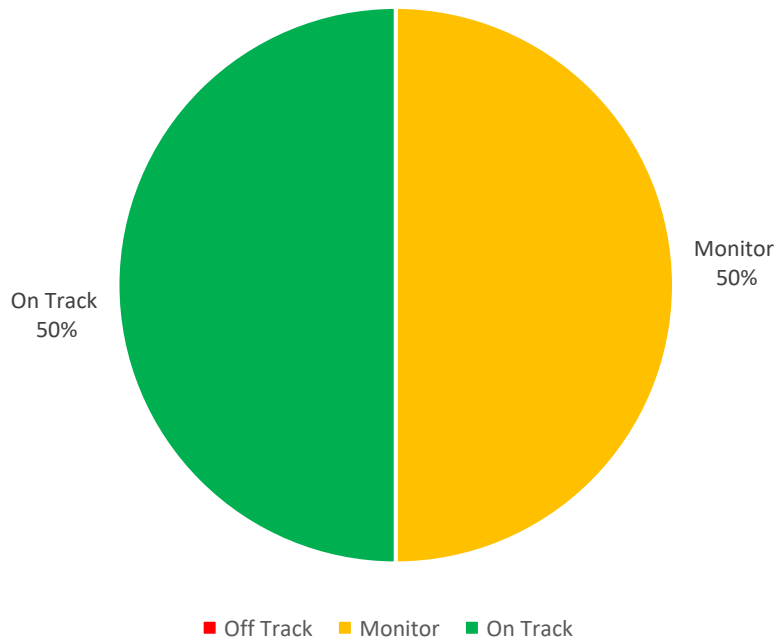
Comment
Equipment is managed by the North East Wales Community Equipment Service. The National standard for urgent requests is 90% within one day.

Safeguarding Actions

Action	Percentage Complete	RAG	Outcome RAG	Comment
Developing and relaunching our corporate e-learning package to reflect the new safeguarding procedures. This will include extending access to the safeguarding e-learning module to key partners	100%	★	★	The Corporate Safeguarding Awareness e-learning module has now been updated to reflect the Wales Safeguarding Procedures. The e-learning module 'Group A' is the basic awareness module has been developed by Social Care Wales and contains 14 sections covering the new procedures.
Implementing an 'active offer' of advocacy support for people involved in the safeguarding process	100%	★	★	The client information system triggers the need to consider advocacy during the strategy discussion and s126 enquiry stage. Independent advocacy is always considered in absence of a suitable family member advocating on behalf of an individual person.
Promoting the 'duty to report' so our employees understand their responsibility to report safeguarding concerns	100%	★	★	Information on the Duty to Report has been included in Member safeguarding training, the Council's Safeguarding Awareness training and the mandatory e-learning for all Council employees.

Safeguarding Measures

Safeguarding Performance Measures



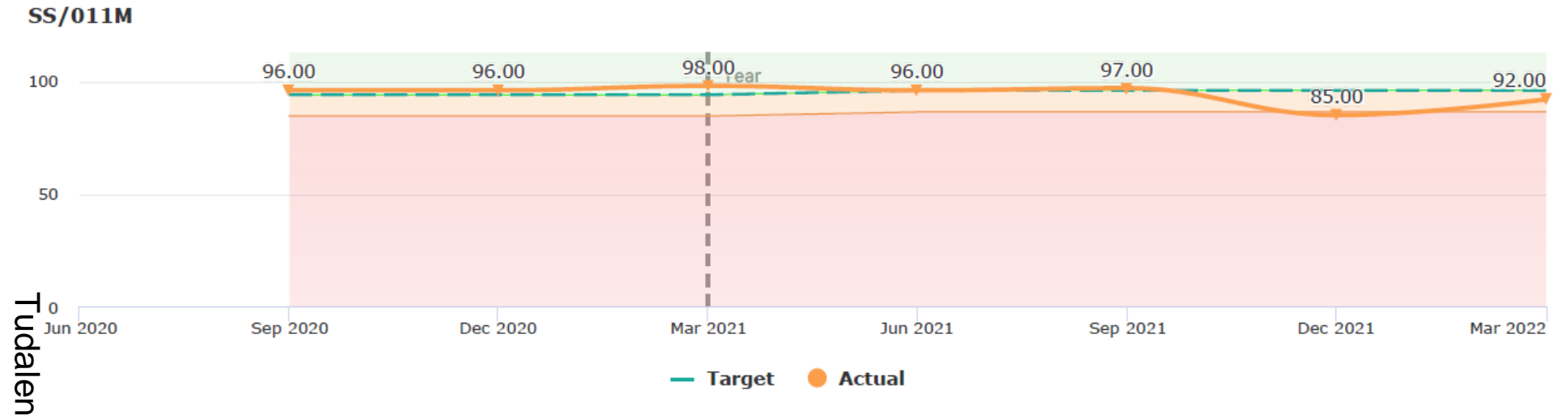
Tudalen 179

Measures

Area	Title	RAG
Safeguarding	The percentage of adult safeguarding enquiries that met the 7 day timescale	●
	The percentage of children who were reported as having run away or gone missing from home who were offered a return interview	★

Safeguarding Measures

The percentage of adult safeguarding enquiries that met the 7 day timescale



Tudalen 180

Actual (YTD)	Target (YTD)	Current RAG Rating
92.50	96.00	●

Comment

Quarter three was the busiest we have encountered for quite some time, with a 47% increase in referrals coming into the Safeguarding Unit when compared to the same time last year. Together with the increasing complexity of the referrals and the impact of the pandemic on our staffing resource, this affected our ability to process all safeguarding reports within seven days. We did however continue to ensure that reports are prioritised on a case by case basis.

Whilst the number of safeguarding referrals coming through to the Unit decreased in number in quarter four, the complexity of the cases has been maintained. This quarter, the Unit had an additional resource undertaking initial screening. This resource was tasked with an initial triage of the safeguarding report which ensured that only those referrals meeting the threshold for enquiries were channelled through to the Unit. This would account for the lower number of enquiries (123) as some reports would have been discounted at the initial triage as either being inappropriate or incorrect.

Safeguarding Measures

The percentage of children who were reported as having run away or gone missing from home who were offered a return interview

SS/012M



Tudalen 181

Actual (YTD)	Target (YTD)	Current RAG Rating
100.00	100.00	★

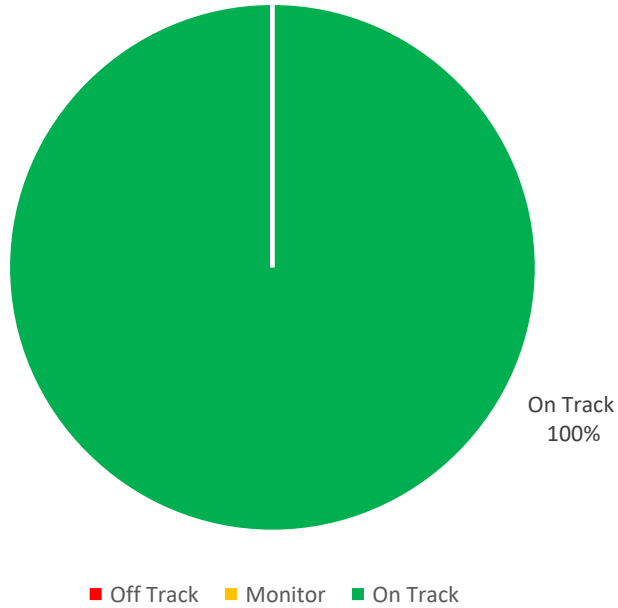
Comment
All children reported missing should be offered a return interview. In 2020/21, we measured the percentage of children who agreed to an interview; the chart shows that a number of young people chose not to engage with the process. From April 2021, we changed the measure to reflect our performance in offering an interview.

Direct Provision to Support People Closer to Home Actions

Action	Percentage Complete	RAG	Outcome RAG	Comment
Developing the services we offer to provide respite for families with disabled children	100%	★	★	Services are in place. However, delivery is currently impacted by the national shortage of carers.
Extending Croes Atti Care Home for older people, with a focus on dementia care; complete the planning phase	100%	★	★	Acquisition of the land for the new build is completed and under the ownership of the County Council. A first stage feasibility study has been undertaken and a first draft report is available.
Growing our in-house fostering service to support more looked after children	100%	★	★	This year has seen an increase in the demand for connected person assessments and we have completed a significant amount of special guardianship orders. We approved eight general foster carers, with two applicants withdrawing in the latter stages, we've also had one delayed and this will now be heard on the April panel so it will fall into 2022/23 figures. This is within the range target of 5-10 carers recruited during the year.
Growing our in-house homecare service to support more people to live at home	100%	●	●	We are still facing challenges in recruitment across the care sector. As part of the rebalancing agenda we are trying a number of different approaches to increase recruitment and therefore increase the market share by growing our in house home care service.
Setting up a registered Children's Home to help avoid the need for residential placements outside Flintshire	100%	★	★	The construction partner commenced work on site in December 2021 with handover due in August 2022. The Contractor has appraised local residents of plans and continues to liaise closely with neighbours. All planning and required licences have been secured. The need for a bat licence did slightly delay the commencement of the building work with a revised completion date in August 2022 but this will not adversely impact the project. Work is moving at pace with all demolition and structural work complete. Once the building is handed back to the local authority, we will submit our applications for registration to Care Inspectorate Wales. Recruitment to leadership roles has commenced with the Registered Manager and Deputy in post and the Support Workers recruitment started. Work has commenced and is progressing on policies, procedures and the Statement of Purpose. The MST Supervisor for the therapy model of support that will be developed is also in post and is currently undertaking recruitment of the four therapists.

Direct Provision to Support People Closer to Home Measures

Direct Provision to Support People Closer to Home Performance Measures



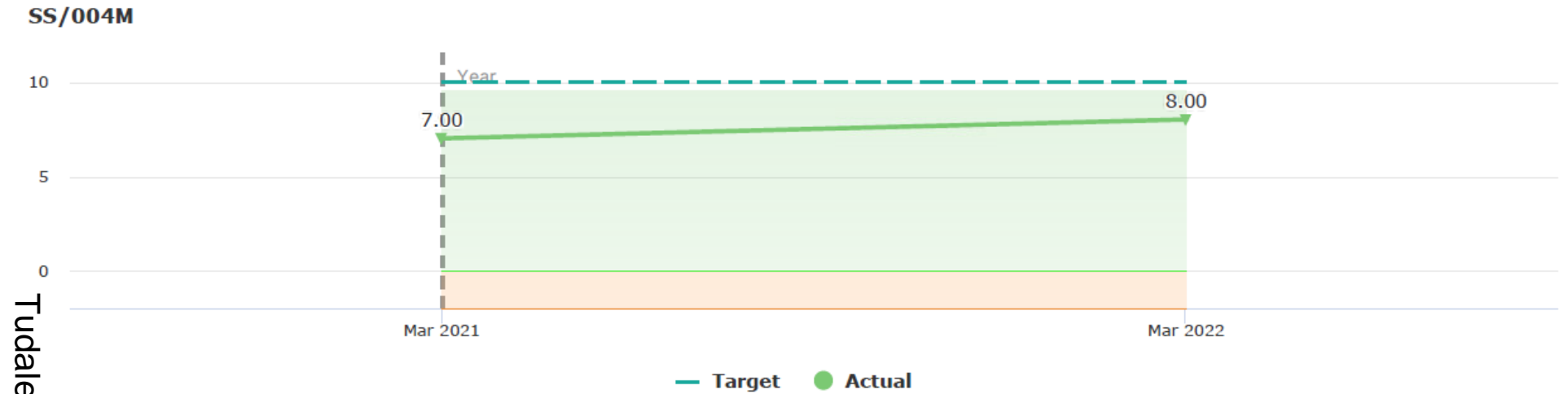
Measures

Area	Title	RAG
Direct Provision to Support People Closer to Home	Number of new foster carer approvals in the year	★
	People with a learning disability accessing Project Search to improve their employability skills	N/A
	Rate of people over 65 helped to live at home per 1,000 population	N/A

Tudalen 183

Direct Provision to Support People Closer to Home Measures

Number of new foster carer approvals in the year



	Actual (YTD)	Target (YTD)	Current RAG Rating
Tudalen 184	8.00	10.00	★

Comment

We approved eight general foster carers, with two applicants withdrawing in the latter stages, we've also had one delayed and this will now be heard on April panel so falling into 2022/23 figures. This is within the range target of 5-10 carers recruited during the year.

Direct Provision to Support People Closer to Home Measures

People with a learning disability accessing Project Search to improve their employability skills

SS/006M



Tudalen 185

Actual (YTD)	Target (YTD)	Current RAG Rating
6.00		N/A

Comment
Project SEARCH continues to go from strength to strength. Six young people began the programme in September 2021 and two have already been successful in gaining employment at 16 hours a week or more. This is in addition to the four young people now employed following the first Project SEARCH Programme.

Direct Provision to Support People Closer to Home Measures

Rate of people over 65 helped to live at home per 1,000 population

SS/010M



	Actual (YTD)	Target (YTD)	Current RAG Rating
Fudalen 186	33.00		N/A

Comment

This measure includes individuals who are supported within their community through reablement services, domiciliary care, day services and occupational therapy, and therefore are not requiring a residential care placement.

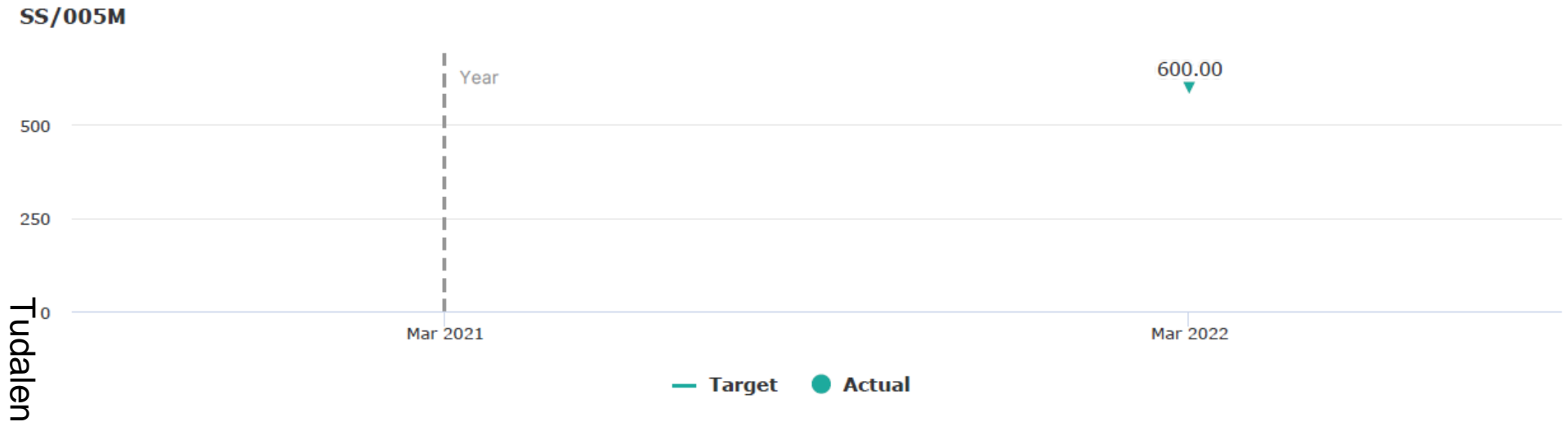
Local Dementia Strategy Actions

Action	Percentage Complete	RAG	Outcome RAG	Comment
Developing a Flintshire Dementia strategy that sets a shared vision, and action, for the next phase of developing good dementia support for individuals, families, carers and communities	100%	★	★	A new co-productive and inclusive steering group has been established to oversee the implementation of prioritised actions following public consultation on the Flintshire Dementia Strategy. This groups includes three people living with dementia and their carers. The group also has representatives from Social Services and other Council portfolios, dementia specialists from the Health Board, regional dementia strategy leads and third sector partners. The group will support actions to improve services and help to develop dementia friendly communities in Flintshire. This is alignment with services and projects that have supported approximately 600 people living with dementia in residential care, extra care or in their own homes in Flintshire.
Working with registered Care homes providers and health partners to develop more long term nursing care placements for people who have dementia	100%	●	●	There continues to be significant pressures on the care market nationally and locally. Work streams are underway to support the recruitment of care workers into care and nursing home settings. A recruitment event was held in February 2022.

Tudalen 187

Local Dementia Strategy Measures

Number of people supported through the Dementia Strategy



	Actual (YTD)	Target (YTD)	Current RAG Rating
Tudalen 188	600.00		N/A

Comment

A new co-productive and inclusive steering group has been established to oversee the implementation of prioritised actions following public consultation on the Flintshire Dementia Strategy. This group includes three people living with dementia and their carers. The group also has representatives from Social Services and other Council portfolios, dementia specialists from the Health Board, regional dementia strategy leads, third sector partners. The group will support actions to improve services and help to develop dementia friendly communities in Flintshire. This is alignment with services and projects that have supported approximately 600 people living with dementia in residential care, extra care or in their own homes Flintshire.

A Well-connected, Safe and Clean Local Environment Actions

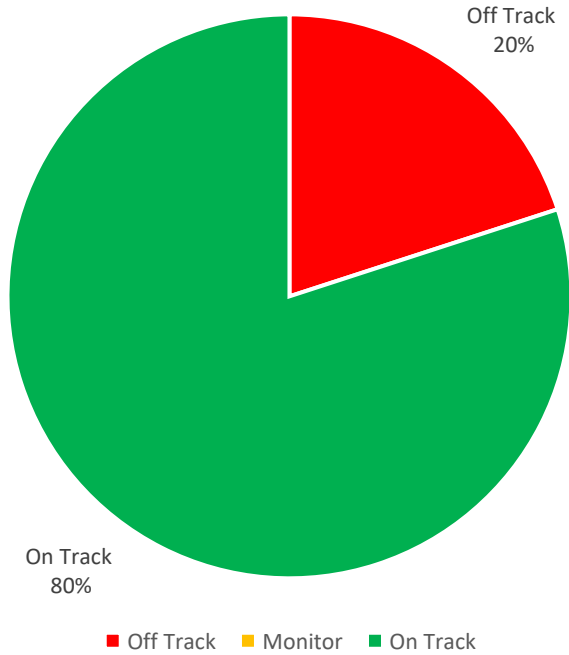
Action	Percentage Complete	RAG	Outcome RAG	Comment
Keeping our local communities clean and safe through engagement, education and environmental enforcement	75%	★	★	Quarter four of 2021/22 has been successful with three completed campaigns and ongoing support for the Keep Wales Tidy action programme. The percentage of payments for Penalty Charge Notices (PCN's) issued is lower than the last quarter but this is relative to the timing of month end PCN's issued and the updating of data. There are still some 14 day payment terms for the PCN's issued at the later days in the month so some payments are still showing as outstanding at this time.
Protecting residents and our environment from pollution and other public health and safety hazards by achieving the Streetscene Standard	100%	★	★	Streetscene continues to provide all functions in line with the agreed Streetscene Standards. Any risks or disruption to service throughout the year have been mitigated within the service.
Working with local communities to inform a long term vision and delivery plan for using the Flexible Funding Grant programme to achieve positive outcomes for people	100%	★	★	Following on from the Community Centre Open Day in Holway, a number of taster sessions were ran in quarter four based on requests from the community. Some very successful family events were held and will further support community engagement. The Working Group has continued to meet throughout the year bringing a strategic view of need to the table. In Shotton, initial consultation and engagement did commence with targeted stakeholders and other public consultation activity was conducted for broader projects/initiatives. We are now planning further work in this area for the late spring/early summer.

TJ04aren 189

A Well-connected, Safe and Clean Local Environment Measures

A Well-connected, Safe and Clean Environment Performance Measures

Tudalen 190



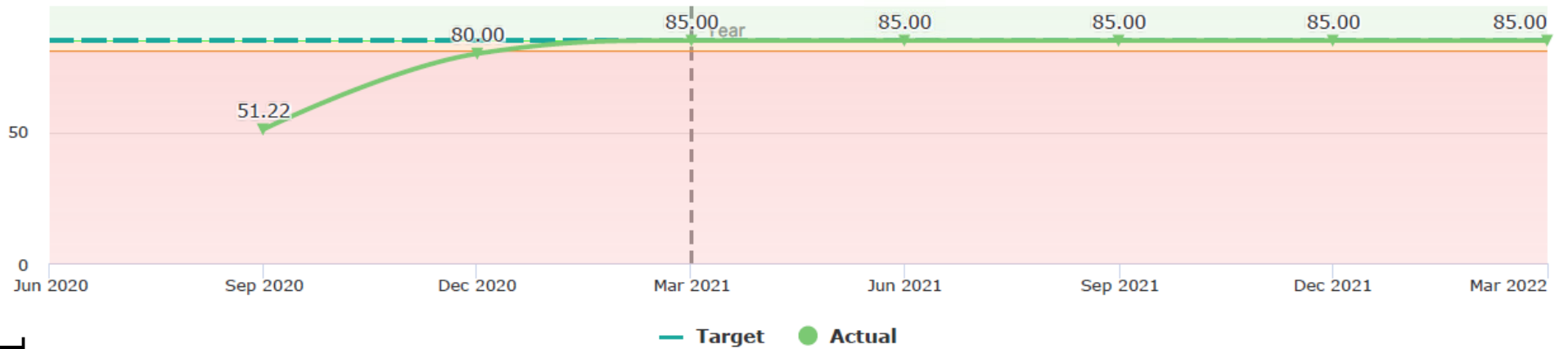
Measures

Area	Title	RAG
A Well-connected, Safe and Clean Local Environment	Achieve minimum level of agreed Streetscene standards	★
	Deliver Local Masterplan - Shotton	★
	Number of communities consulted to inform a co-produced area action plan	★
	Number of targeted environmental educational campaigns	★
	Progress actions to avoid non-payment of all Fixed Penalty Notice (FPN) / Penalty Charge Notice (PCN)	▲

A Well-connected, Safe and Clean Local Environment Measures

Achieve minimum level of agreed Streetscene standards

SST/001M



Tudalen 191

Actual (YTD)	Target (YTD)	Current RAG Rating
85.00	85.00	★

Comment
The service continues to deliver against the approved Streetscene Standards.

A Well-connected, Safe and Clean Local Environment Measures

Deliver Local Masterplan - Shotton



Comment

A Plan for Shotton (previously referred to as Shotton Master Plan) was presented to Cabinet at their meeting on 16 November 2021, where it was approved as a high level strategic plan.

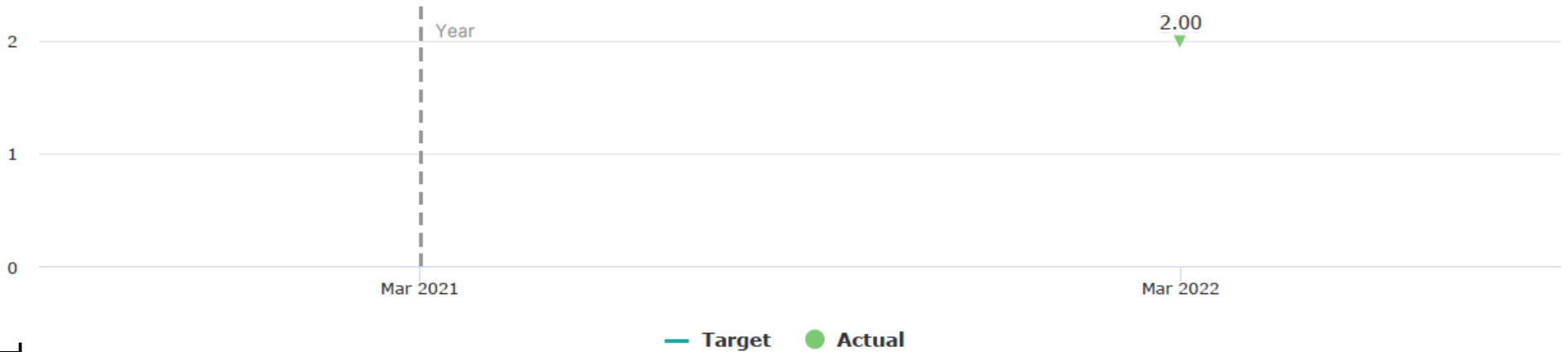
The Plan sets the strategic direction for works in the area with a vision for 2030. As such, delivery of the Plan will continue into future years.

Further work to engage wider partners and stakeholders to develop more detailed underpinning delivery plans focused around action to achieve four strategic objectives was also agreed by Cabinet at their November meeting and work had commenced on this in year. Operationally, work continues in Shotton as overseen by a number of Working Groups that report into the Shotton Steering Group.

A Well-connected, Safe and Clean Local Environment Measures

Number of communities consulted to inform a co-produced area action plan

SS/002M



Tudalen 193

Actual (YTD)	Target (YTD)	Current RAG Rating
2.00	2.00	★

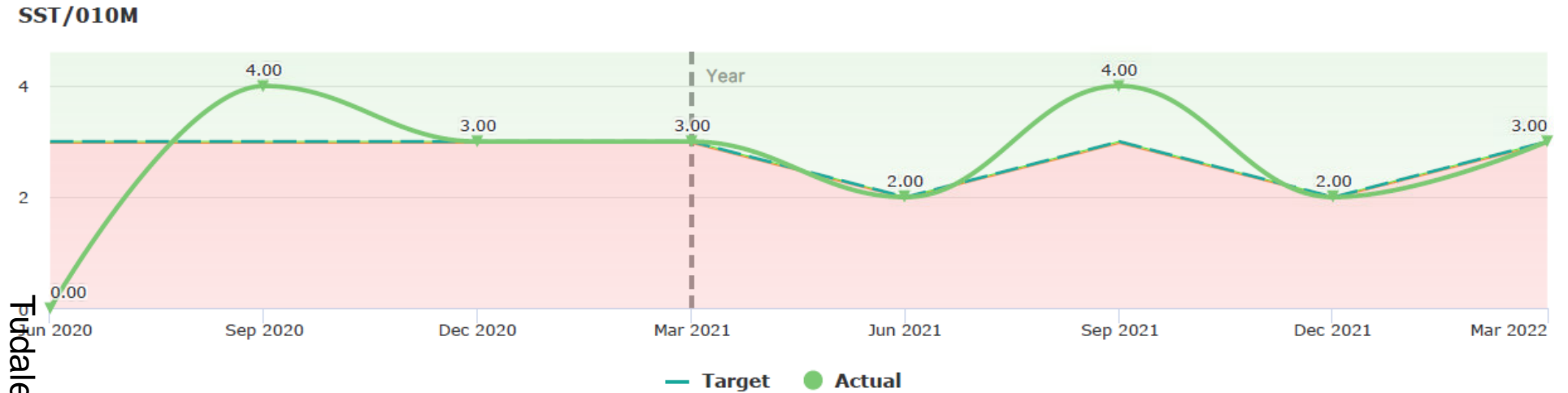
Comment

Following on from the Community Centre Open Day in Holway, a number of taster sessions ran in quarter four based on requests from the community. Some very successful family events were held and will further support community engagement. The Working Group has continued to meet throughout the year bringing a strategic view of need to the table.

In Shotton, initial consultation and engagement did commence with targeted stakeholders and other public consultation activity was conducted for broader projects/initiatives. We are now planning further work in this area for the late spring/early summer.

A Well-connected, Safe and Clean Local Environment Measures

Number of targeted environmental educational campaigns



	Actual (YTD)	Target (YTD)	Current RAG Rating
Pudalen 194	11.00	10.00	★

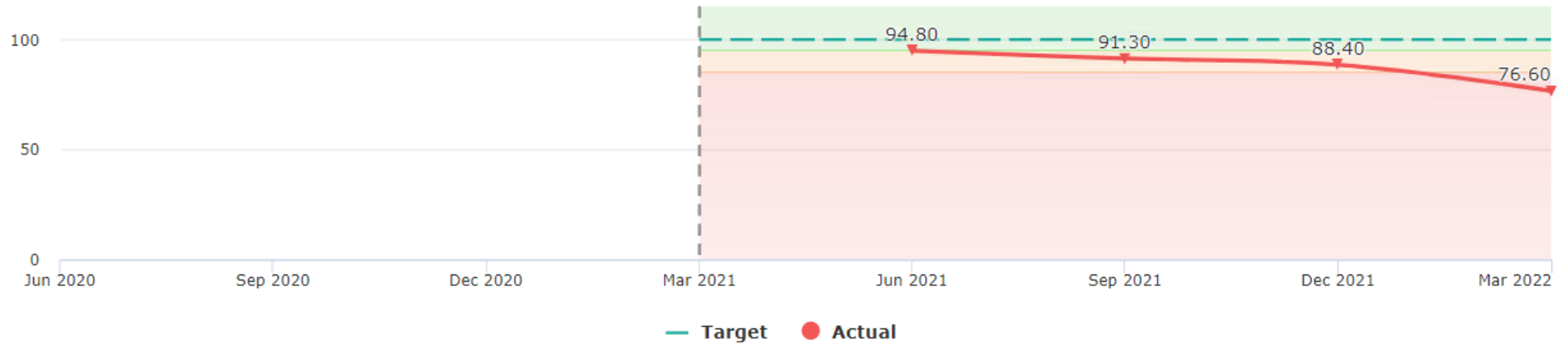
Comment

During the period 1 January 2022 to 31 March 2022, three educational campaigns took place. On 28 January and in conjunction with Keep Wales Tidy a #Bagitbinit campaign was carried out in the Buckley area around the Southdown school and surrounding area. Dog fouling templates were spray painted on the ground with temporary chalk paint to remind people to pick up after dog fouling. The campaign was at the request of a local member. On 7 March, 120 properties were letter dropped around King George Street and Alexander Street Shotton, this advisory letter was regarding installation of CCTV cameras to the alleyways where an increase of fly tipping has been taking place. On 31 March, ten properties on Brynford Hill in Holywell were letter dropped regarding parking, the letters were initiated from complaints received from the Community Council.

A Well-connected, Safe and Clean Local Environment Measures

Progress actions to avoid non-payment of all Fixed Penalty Notice (FPN) /Penalty Charge Notice (PCN)

SST/014M



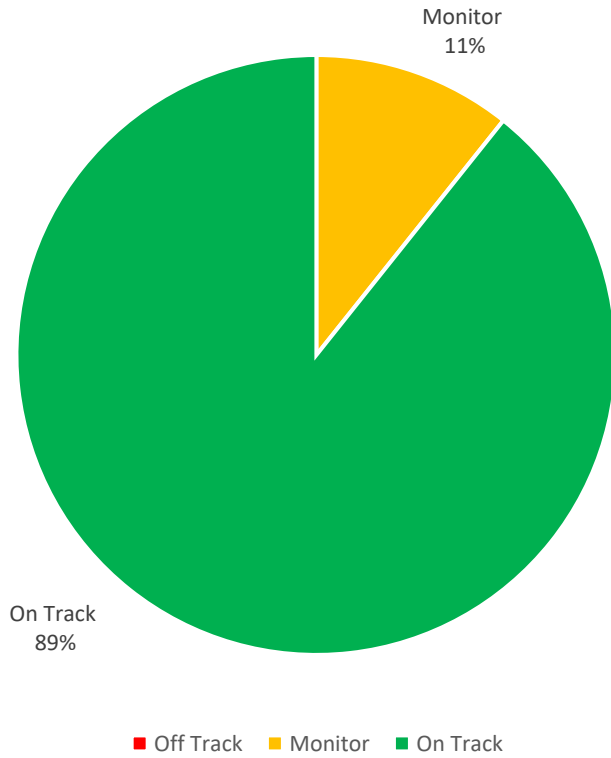
	Actual (YTD)	Target (YTD)	Current RAG Rating
Tudalen 195	76.60	90.00	▲

Comment	
76.6% of expected income has been received to date for the period of 1 January 2022 to 31 March 2022. There was a total of 596 Penalty Charge Notices (PCN's) issued, out of these there are still outstanding 158 payments - this is reflective of the fact that PCN's issued up to 31 March would have a 14 day payment window prior to any chasing. Five Fixed Penalty Notices were issued with four paid in full and one that is currently on extension of payment terms. Any outstanding payments will be progressed via the formal recovery process.	

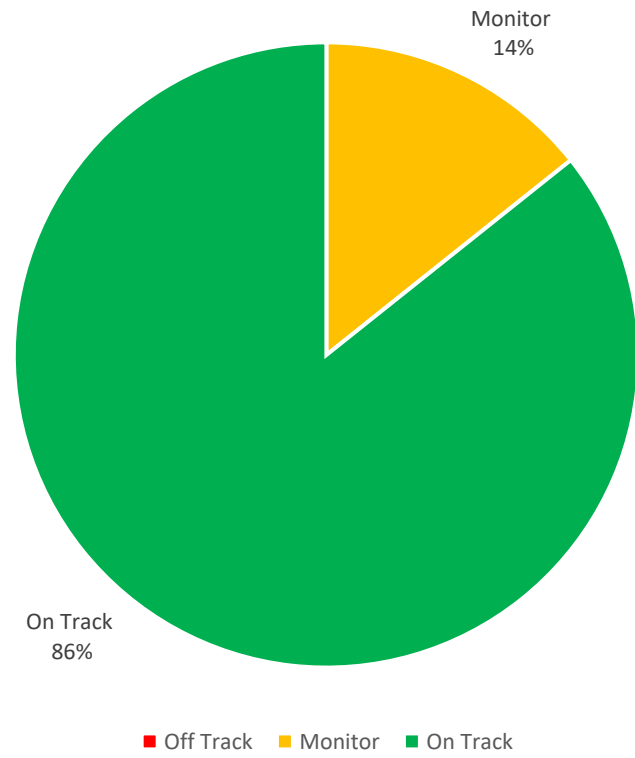
Education and Skills

Education and Skills Overall Performance

Education and Skills Action RAG Status

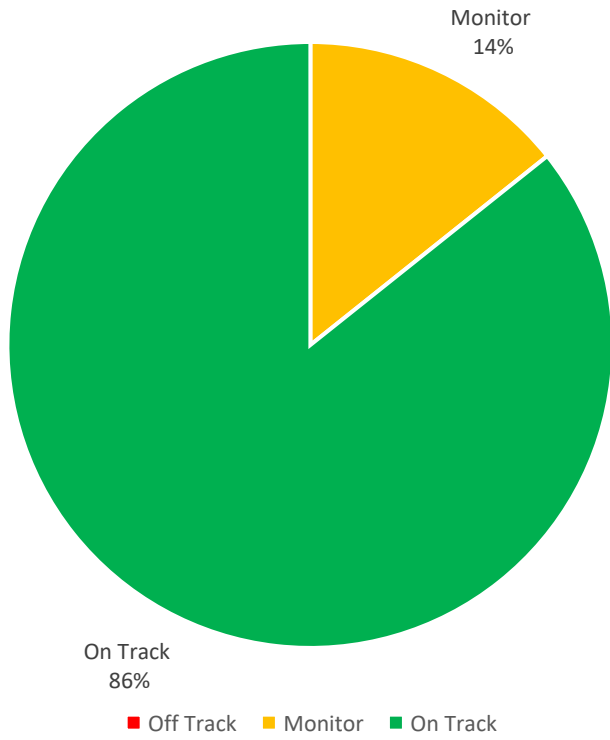


Education and Skills Outcome RAG Status



Tudalen 197

Education and Skills Performance Measures



Measures Off Track

Area	Title	RAG
Education and Skills	There are no measures off track for this section	

Educational Engagement and Achievement Actions

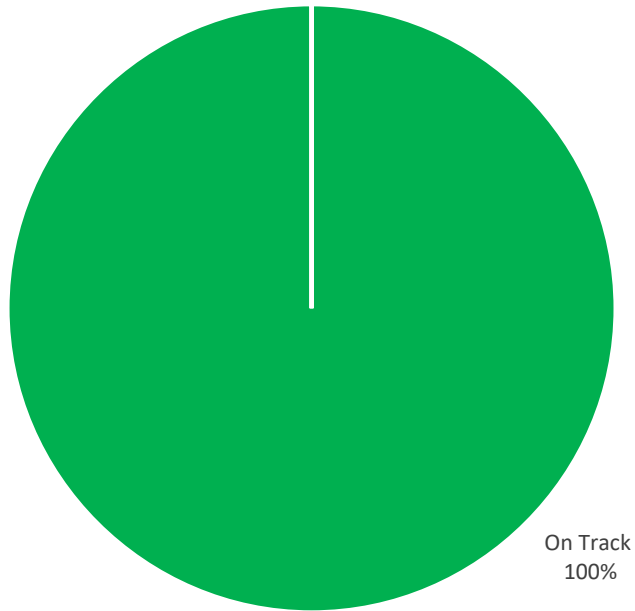
Action	Percentage Complete	RAG	Outcome RAG	Comment
Continuing to broaden the offer of alternative education opportunities to support learner engagement	100%	★	★	A broader range of alternative provision has been identified and secured across the year in response to both the curricular and health and wellbeing needs of learners. The availability of these opportunities has supported the engagement of learners who struggle to access more formal education.
Continuing to improve attendance and reduce exclusions to maximise educational achievement	100%	★	●	The Education Welfare Service prioritises its use of data to target pupil engagement. There is enhanced information sharing with the Early Help Hub and use of a range of statutory interventions to support improved pupil attendance. However, the overall influence of these activities on levels of attendance and exclusions remains a challenge due to the disruption caused by the pandemic.
Maintaining support for the rollout of the revised curriculum for pupils from 3-16 which better prepares them for their future lives and employment	100%	★	★	<p>All schools have actively engaged during the year in Curriculum for Wales Cluster collaboration. Support from the regional consortia (GwE) has been targeted to support schools in making progress against their improvement plans. Each plan identifies how schools address specific aspects including professional learning to support all staff; effective deployment of grants; trialling and evaluating approaches within curriculum design across all six Areas of Learning Experiences (AOLEs) and wider engagement with stakeholders.</p> <p>All Flintshire schools have an allocated Supporting Improvement Adviser (SIA) through the regional school improvement service (GwE). All schools have engaged effectively with local 'alliances' or 'clusters' where they have collaborated with peers to identify, develop and share blended learning resources.</p> <p>In secondary schools, teaching and learning leaders in schools have been involved forums for improving pedagogy in their schools.</p> <p>Support continued during the year for the very small number of schools in Flintshire who were in an Estyn category. One secondary school was removed from the category of Estyn Review in December 2021 and one primary school from the category of Special Measures in March 2022. There are no remaining Flintshire schools in any Estyn follow up or statutory category.</p>

Action	Percentage Complete	RAG	Outcome RAG	Comment
Continuing to support the raising of standards at all key stages to enable onward learner progression Tudalen 200	100%	★	★	<p>The regional school improvement service, GwE, has worked with the other regional consortia to develop a national professional learning offer that integrates all aspects of the wider reform including Schools as Learning Organisations, Y Gymraeg (towards a million Welsh speakers by 2050) and the Additional Learning Needs Transformational Bill. This cross regional offer has been aimed at supporting all school practitioners, and focused initially on Senior Leaders with the following themes:</p> <ul style="list-style-type: none"> • Leading Change • Leadership for the new curriculum • Developing a Shared Vision • Planning for Curriculum Change – to include curriculum design, progression and assessment • Leading Pedagogy • Time and Space for Professional Learning <p>Despite the ongoing challenges of Covid this term, engagement from Flintshire schools in this professional learning offer has been very positive. A key aspect in moving forward has been supporting schools to develop networks across all six Areas of Learning and Experience (AoLE).</p> <p>Flintshire schools have been very well represented in the regional Curriculum for Wales networks on:</p> <ul style="list-style-type: none"> • Whole school Curriculum Design • Unpacking the potential of one of the Areas of Learning Experiences (AOLEs) • Language, Literacy and Communication (both Welsh and English) • Mathematics and Numeracy • Science & Technology • Humanities • Health and Wellbeing • Expressive Arts • Assessment

Educational Engagement and Achievement Measures

Educational Engagement and Achievement Performance Measures

Tudalen 201




■ Off Track
 ■ Monitor
 ■ On Track

Measures

Area	Title	RAG
Educational Engagement and Achievement	Percentage of pupil attendance in primary schools	N/A
	Percentage of pupil attendance in secondary schools	N/A
	Percentage of schools maintaining progress against key milestones in implementation of the new curriculum	★
	Percentage of students taking a Level 3 qualification in STEM subjects	N/A
	Reduction in the number of fixed term exclusions	N/A
	Reduction in the number of permanent exclusions	N/A

Educational Engagement and Achievement Measures

PAM/007 Percentage of pupil attendance in primary schools



Comment

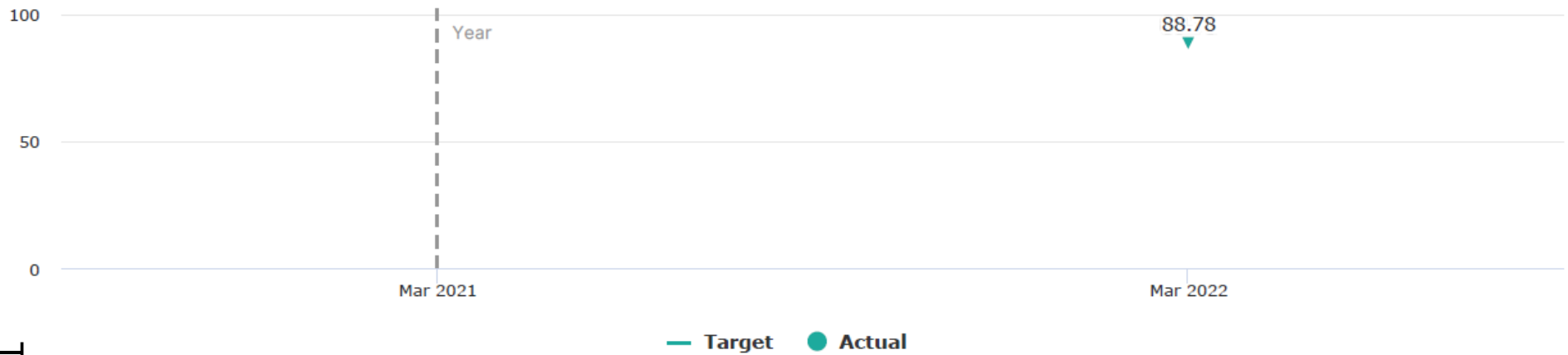
School attendance rates show a noticeable reduction for 2020/21. This can be attributed to the Covid pandemic with regards to pupil sickness and enforced closure.

This data has not yet been fully verified.

Educational Engagement and Achievement Measures

PAM/008 Percentage of pupil attendance in secondary schools

EY/003M - PAM/008




Tudalen 203

Actual (YTD)	Target (YTD)	Current RAG Rating
88.78		N/A

Comment
<p>School attendance rates show a noticeable reduction for 2020/21. This can be attributed to the Covid pandemic with regards to pupil sickness and enforced closure.</p> <p>This data has not yet been fully verified.</p>

Educational Engagement and Achievement Measures

Percentage of schools maintaining progress against key milestones in implementation of the new curriculum



Comment

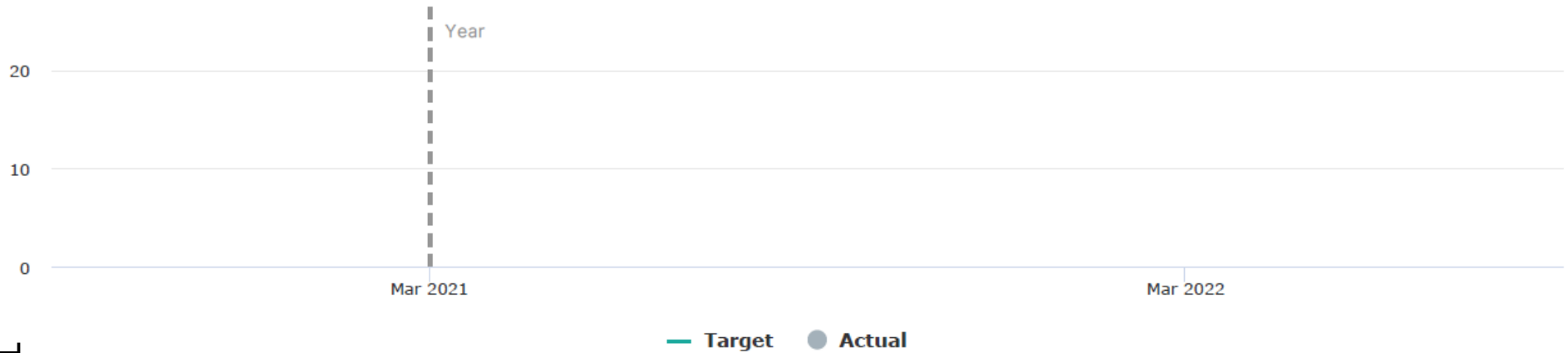
All schools have access to and are engaging in the national professional learning offer as part of the support to schools for the new Curriculum for Wales. This cross regional offer is aimed at supporting all school practitioners. All schools continue to be actively involved in Curriculum for Wales Cluster collaboration. Support from the regional consortia (GwE) is targeted to ensure that all schools continue to make progress against their improvement plans.

All Flintshire schools have an allocated Supporting Improvement Adviser (SIA) through the regional school improvement service (GwE). Working closely with their SIA, schools have continued to adapt their plans to reflect the ongoing challenges of the pandemic. Schools have an additional In Service Training Day for this summer term to support their preparations. All primary schools will begin to implement the new curriculum from September 2022. Secondary schools have been given the option to delay the start of implementation until September 2023.

Educational Engagement and Achievement Measures

Percentage of students taking a Level 3 qualification in STEM subjects

EY/008M




Tudalen 205

Actual (YTD)	Target (YTD)	Current RAG Rating
N/A	23.00	N/A

Comment
Key Stage 5 examinations in 2021 were cancelled and replaced by Centre Determined Grades due to the pandemic. Reporting requirements were suspended by Welsh Government for the second year as a result.

Educational Engagement and Achievement Measures

Reduction in the number of fixed term exclusions



Comment

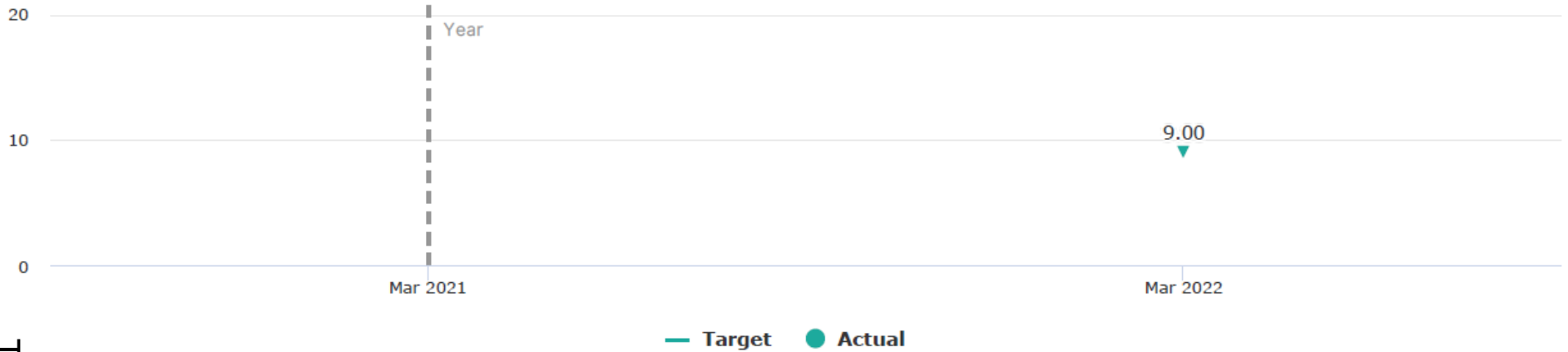
Rates of fixed term exclusion were higher than anticipated and reflected the challenges that pupils experienced returning to school after extended period of absence and/or remote learning. The Covid restrictions also meant that schools were not able to implement a number of strategies that would normally prevent situations resulting in exclusion.

This data has not yet been fully verified.

Educational Engagement and Achievement Measures

Reduction in the number of permanent exclusions

EY/010M



Tudalen 207

Actual (YTD)	Target (YTD)	Current RAG Rating
9.00		N/A

Comment
<p>The number of permanent exclusions reduced significantly over the year indicating a reduction in the number of significant incidents across Flintshire schools. This was offset by an increase in lower level fixed term exclusions.</p> <p>This data has not yet been fully verified.</p>

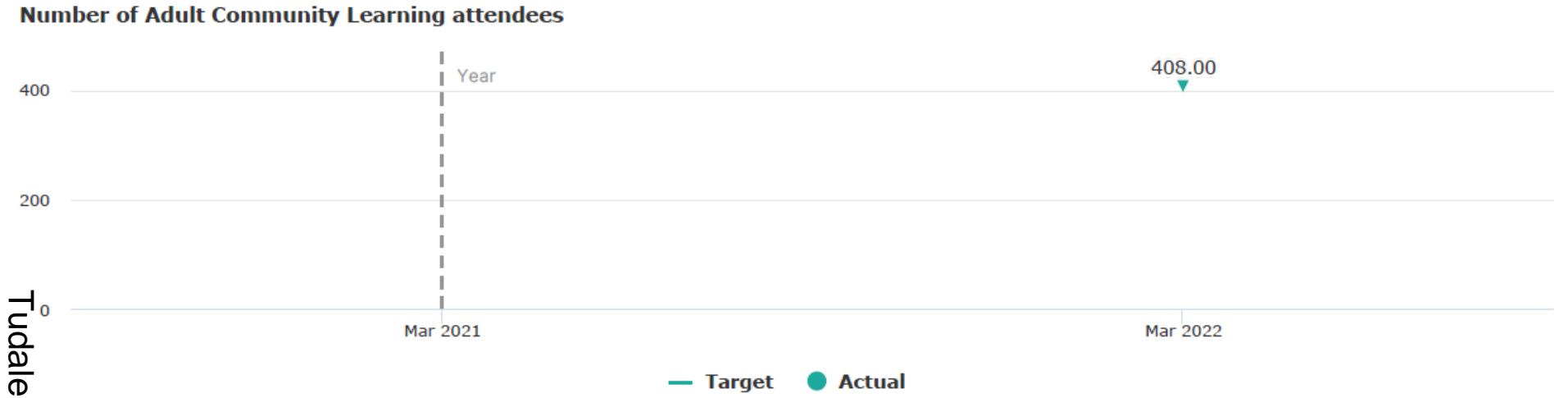
Digital Learning Opportunities Actions

Action	Percentage Complete	RAG	Outcome RAG	Comment
Continuing to support learners who are 'digitally disadvantaged' to access IT devices to promote equity and engagement	100%	★	★	Bespoke support has been provided to schools through the additional capacity created by the Primary Learning Adviser post. A shared officer with Wrexham also provides support with connectivity as needed on a case-by-case basis. All schools met their ratio for desktop devices and have contingency devices available for disadvantaged learners as needed. Flintshire Education and Youth Portfolio has developed an Edtech strategy model document for schools. This has been shared with all schools through Digital Cluster Engagement meetings during the spring term. All schools will be expected to have a refreshed Digital Strategy in place for the new academic year.
Developing a new delivery plan for Integrated Youth Services with a greater focus on digital engagement to increase participation	100%	★	★	The delivery plan for the Integrated Youth Provision has been adopted by Cabinet in February 2022 and is now being rolled out by officers.
Increasing take-up of digital learning opportunities supported by Aura	100%	★	★	Digital learning - 69 learners and 21 courses.
Increasing the range of digital material hosted on the North East Wales Archive website and other digital services to encourage greater participation with the service	94%	★	★	Staffing issues involving the Digital Archive Assistant moving to a general Archive Assistant role have meant that digitisation has not proceeded at the desired pace but there was no specific target figure cited at the beginning of the year and we have made excellent progress under the circumstances.
Providing community training for online learning platforms in a partnership with Aura and Adult Community Learning	100%	★	★	Digital learning - 69 learners and 21 courses.

Action	Percentage Complete	RAG	Outcome RAG	Comment
Providing digital art workshops based on collections at Gladstone Library, in an Arts Council Funded partnership with Gladstone Library and visual artist	100%	★	★	Seven workshops, 25 attended plus online content and social media interaction.
Supporting schools and wider education services to increase their digital offer for children and young people	100%	★	★	The Education and Youth Portfolio has continued to support and monitor access to digital learning including for those learners who may require support with either devices or connectivity. Bespoke support has been provided by the Primary Learning Adviser and the Council's IT services. All schools have met their ratio for desktop devices and have contingency devices available for disadvantaged learners as needed. Work has been completed on developing a Flintshire Edtech strategy model document for schools. Schools have unlimited access to the resources on Hwb, the Wales Government education platform. All schools in the region have distance learning modules that they can access via the regional school improvement service (GwE).

Digital Learning Opportunities Measures

Number of Adult Community Learning attendees



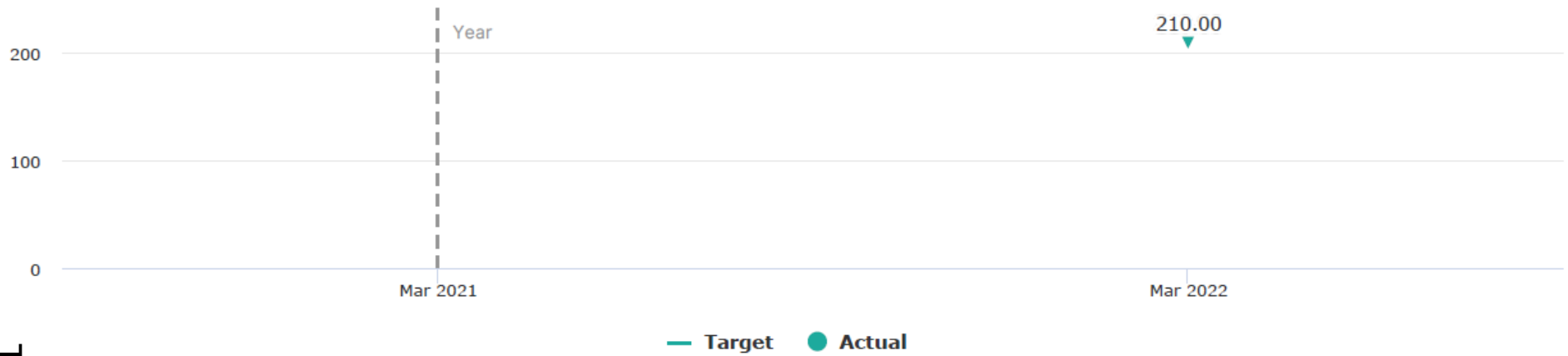
	Actual (YTD)	Target (YTD)	Current RAG Rating
Tudalen 210	408.00		N/A

Comment
Final figure for year.

Digital Learning Opportunities Measures

Number of Adult Community Learning sessions provided in English

Number of Adult Community Learning sessions provided in English



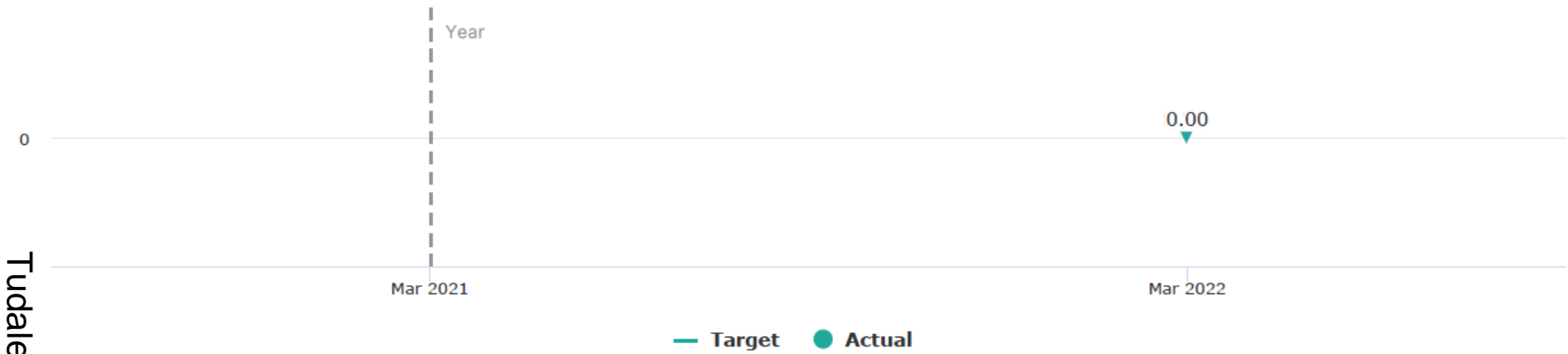
Tudalen 211

Actual (YTD)	Target (YTD)	Current RAG Rating
210.00		N/A
Comment		
Final figure for year.		

Digital Learning Opportunities Measures

Number of Adult Community Learning sessions provided in Welsh

Number of Adult Community Learning sessions provided in Welsh



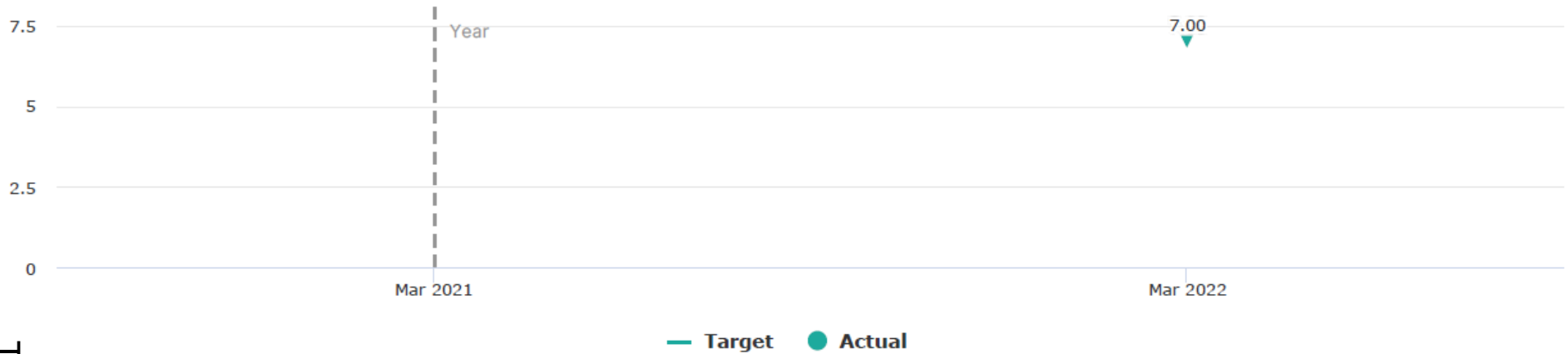
Actual (YTD)	Target (YTD)	Current RAG Rating
0.00		N/A

Comment
Final figure for year.

Digital Learning Opportunities Measures

Number of digital art workshops delivered in English

Number of digital art workshops delivered in English



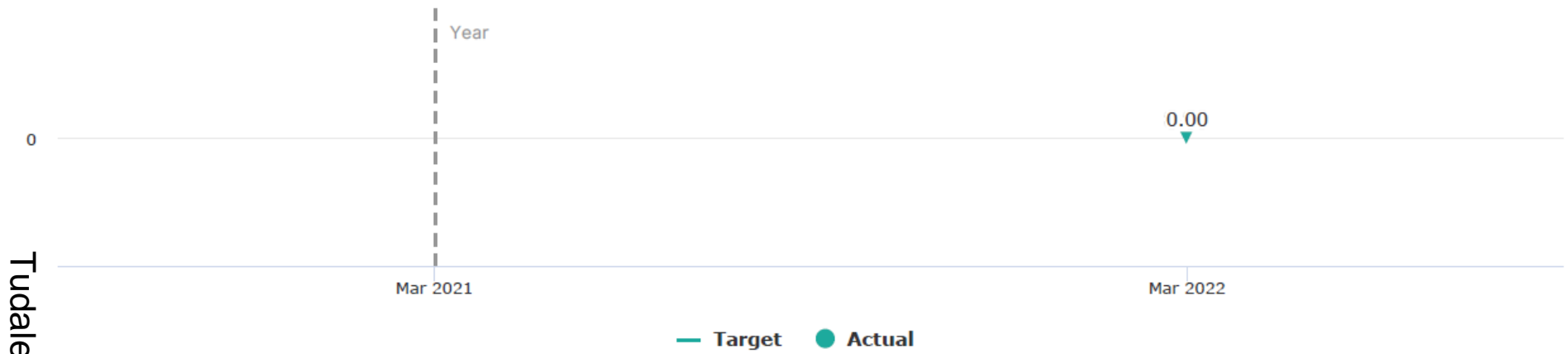
Tudalen 213

Actual (YTD)	Target (YTD)	Current RAG Rating
7.00		N/A
Comment		
7 workshops, 25 attended plus online content and social media interaction.		

Digital Learning Opportunities Measures

Number of digital art workshops delivered in Welsh

Number of digital art workshops delivered in Welsh



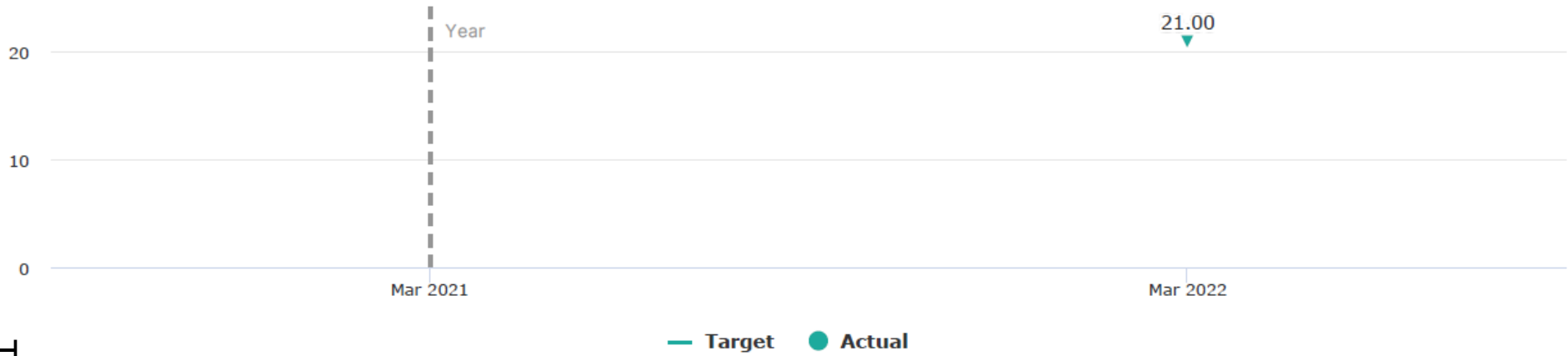
	Actual (YTD)	Target (YTD)	Current RAG Rating
Tudalen 214	0.00		N/A

Comment
Final figure for year.

Digital Learning Opportunities Measures

Number of digital learning sessions provided in English

Number of digital learning sessions provided in English



Tudalen 215

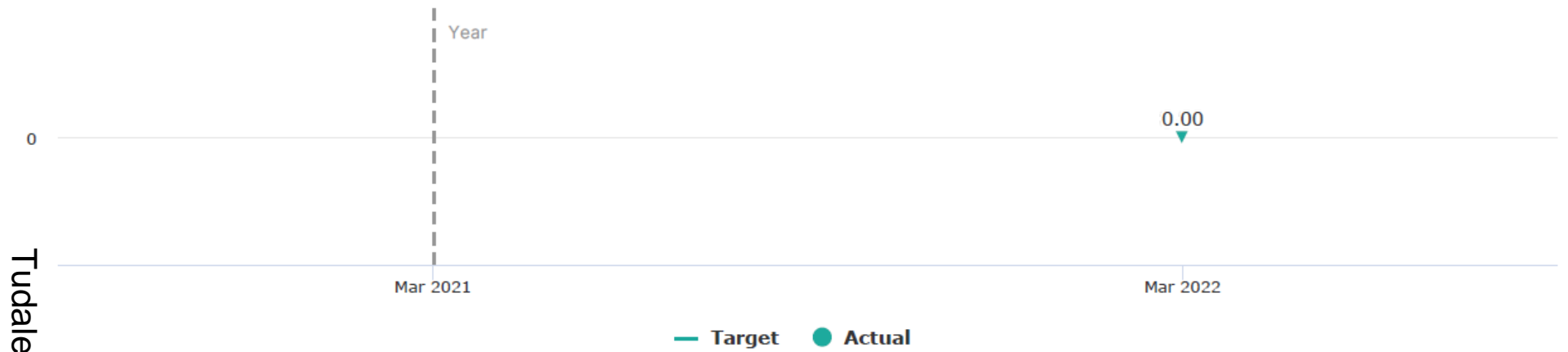
Actual (YTD)	Target (YTD)	Current RAG Rating
21.00		N/A

Comment
Final figure for year.

Digital Learning Opportunities Measures

Number of digital learning sessions provided in Welsh

Number of digital learning sessions provided in Welsh



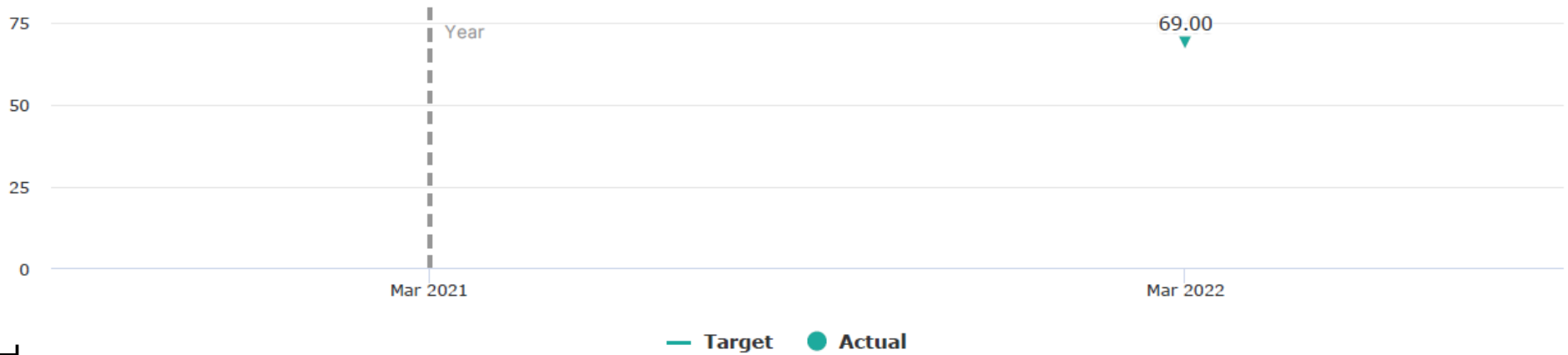
Tudalen 216		
Actual (YTD)	Target (YTD)	Current RAG Rating
0.00		N/A

Comment
Final figure for year.

Digital Learning Opportunities Measures

Number of learners registered for digital learning opportunities

Number of learners registered for digital learning opportunities



Tudalen 217

Actual (YTD)	Target (YTD)	Current RAG Rating
69.00		N/A

Comment
Final figure for year.

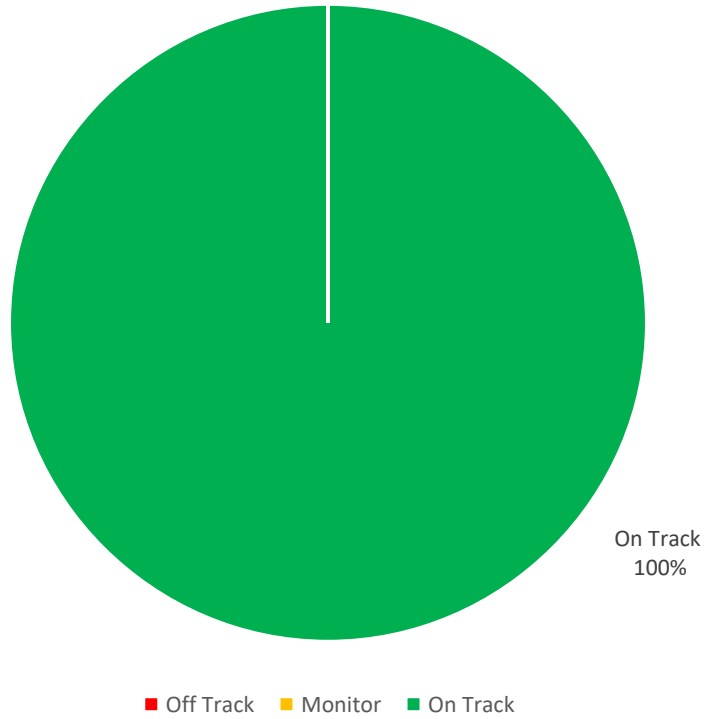
Learning Environments Actions

Action	Percentage Complete	RAG	Outcome RAG	Comment
Increasing usage of community spaces in re-developed Flint Library and Wellbeing Hub	100%	★	★	On average, in use for 75% of hours available per week.
Progressing the North East Wales Archive funding bid through the Stage 1 Heritage Horizons Award of the National Heritage Lottery Fund	100%	★	★	The stage-one funding bid to National Lottery Heritage Fund was submitted. Unfortunately, it was not successful.
Providing high quality learning environments through the Council's capital investment programme and Welsh Government grant funding streams	100%	★	★	The community hub at Queensferry campus (Ty Calon) was completed during September 2021. Work at Queensferry CP was completed during October 2021, external works on the site were completed during February 2022.

Tudalen 218

Learning Environments Measures

Learning Environments Performance Measures



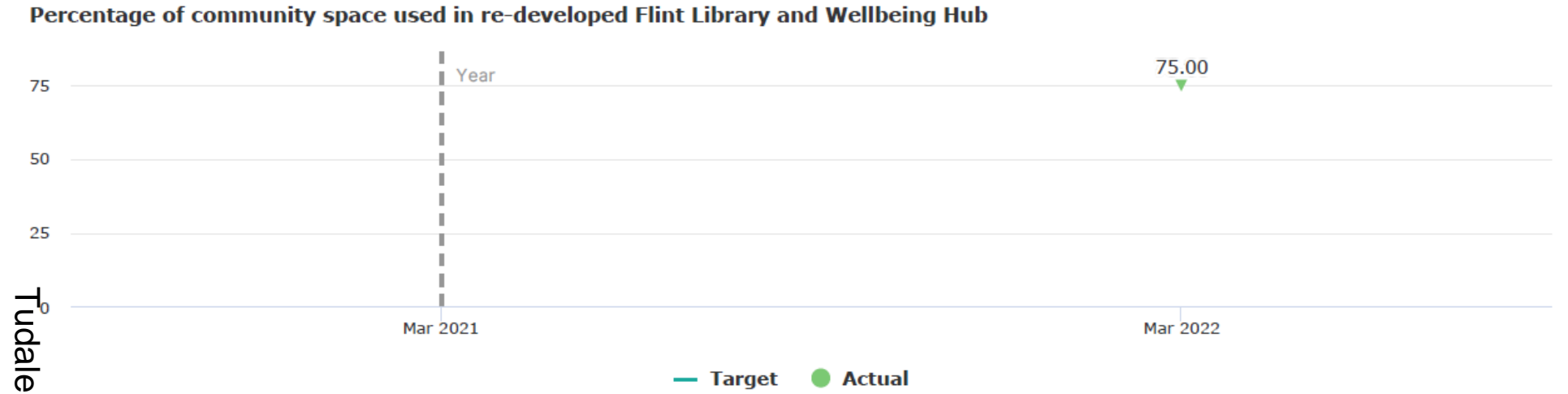
Tudalen 219

Measures

Area	Title	RAG
Learning Environments	Percentage of community space used in re-developed Flint Library and Wellbeing Hub	★

Learning Environments Measures

Percentage of community space used in re-developed Flint Library and Wellbeing Hub



Actual (YTD)	Target (YTD)	Current RAG Rating
75.00	61.70	★

Comment
Exceeded original target of 61.7%.

Learning Community Networks Actions

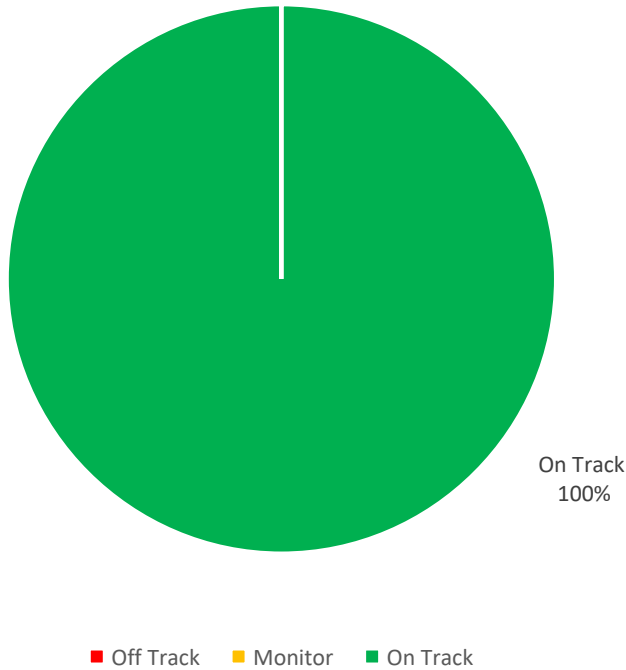
Action	Percentage Complete	RAG	Outcome RAG	Comment
Completing the contractual arrangements for the North East Wales Archive between Flintshire County Council and Denbighshire County Council to provide a sustainable and resilient service	0%	●	●	A decision has been made to progress some elements of the contractual arrangements which will now be completed in the new financial year. Progress will be recorded against that for the 2022/23 cycle.
Developing a Delivery Plan for Adult Community Learning with new partners to increase engagement and improve skills within local communities	100%	★	★	The Adult Community Learning Delivery Plan for Flintshire 2021/22 was approved by Welsh Government in June 2021. This included planned 25,218 hours of provision for learners. The partnership has strengthened its provision of Adult Community Learning (ACL) funded courses and continued to raise its profile. Full programme delivery has been completed for the end of this financial year.
Establishing a sub-regional partnership for the delivery of Adult Community Learning with Wrexham County Borough Council to maximise opportunities for participants and providers	100%	★	★	<p>Following Cabinet approval, the North East Wales Adult Community Learning (ACL) Partnership is well established between Flintshire and Wrexham. The Partnership has continued to meet regularly throughout the year. In accordance with Welsh Government guidance on roles and remits for ACL partnerships, the core membership is represented by local authorities, further education institutes, higher education institutes and third sector organisations. The Partnership has delivered a comprehensive range of provision, which meets the priorities outlined within the Adult Learning in Wales policy statement. This includes focus on:</p> <ul style="list-style-type: none"> • Essential Skills, English for Speakers of Other Languages (ESOL) and Digital Literacy • Support opportunities for learner progression into further or higher provision, or into employment (paid or voluntary), as appropriate – linked to the priorities identified by the regional Skills Partnerships • Support opportunities for informal learning • Support and develop the use of technology in the delivery of blended learning programmes

Action	Percentage Complete	RAG	Outcome RAG	Comment
Working in partnership with Open University Wales to support and signpost library users to Open Learn courses and subsequent learning pathways with Open Learn Champions in each library	75%	●	●	Open Learn Champions in seven libraries and learners have been referred to Open Learn courses. Currently working with The Open University on reporting methods to evidence pathways for next reporting year. This part of target was not delivered.
Working with Adult Community Learning and Flintshire Learning Recovery & Wellbeing Network Partners to share best practice and maximise opportunities for learning within the community with opportunities to be available in all Aura libraries	100%	★	★	44 courses (24 ACL Library led courses plus eight ACL partner led & 12 courses through wellbeing network) and 210 sessions delivered.

T 0041011 222

Learning Community Networks Measures

Learning Community Networks Performance Measures



Tudalen 223

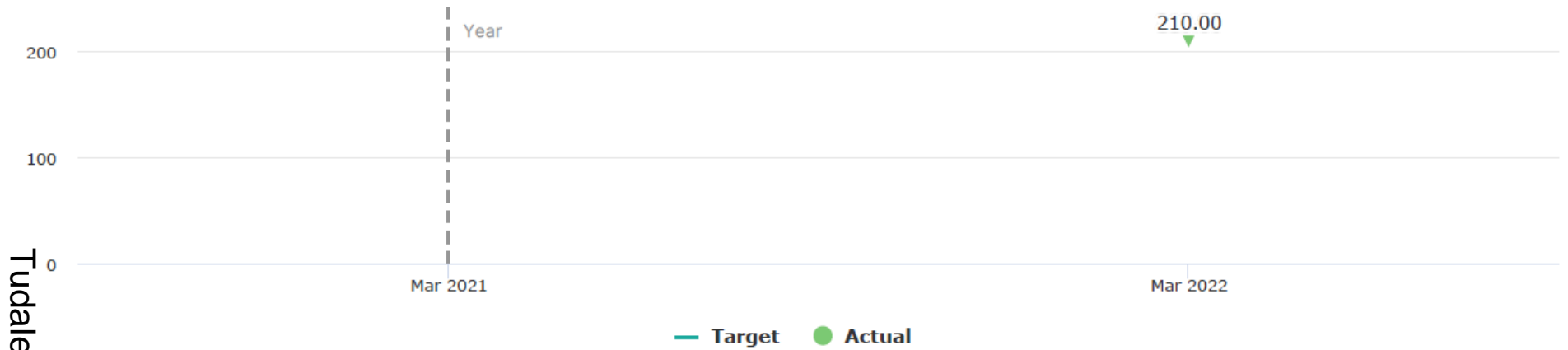
Measures

Area	Title	RAG
Learning Community Networks	Number of Adult Community Learning sessions provided	★
	Number of courses accessed through Open Learn	N/A
	Number of libraries offering learning and development opportunities	★
	Percentage of Aura libraries offering an Open Learn Champion	★

Learning Community Networks Measures

Number of Adult Community Learning sessions provided

Number of Adult Community Learning sessions provided




Actual (YTD)	Target (YTD)	Current RAG Rating
210.00	7.00	★

Comment
Final figure for year.

Learning Community Networks Measures

Number of courses accessed through Open Learn

Number of courses accessed through Open Learn



Tudalen 225

Actual (YTD)	Target (YTD)	Current RAG Rating
N/A		N/A

Comment
Currently working with The Open University on reporting mechanism to evidence pathways for next reporting year.

Learning Community Networks Measures

Number of libraries offering learning and development opportunities



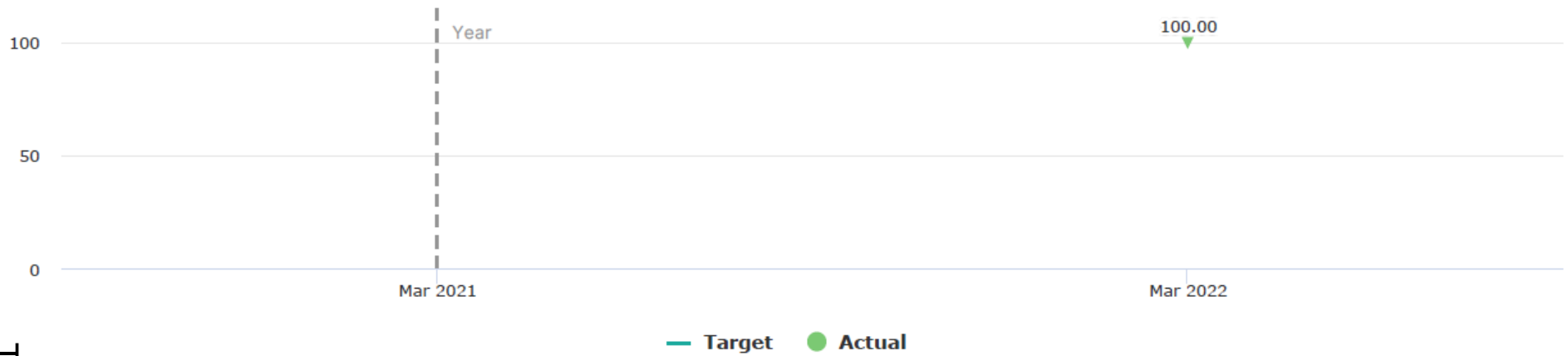
Actual (YTD)	Target (YTD)	Current RAG Rating
7.00	7.00	★

Comment
100% of libraries offering Open Learn development opportunities.

Learning Community Networks Measures

Percentage of Aura libraries offering an Open Learn Champion

Percentage of Aura libraries offering an Open Learn Champion



Tudalen 227

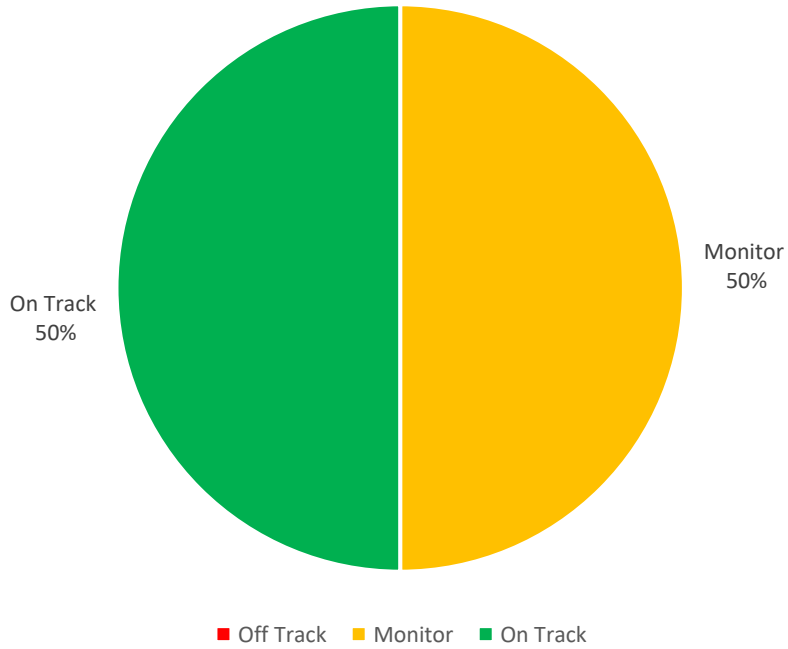
Actual (YTD)	Target (YTD)	Current RAG Rating
100.00	100.00	★
Comment		
All Aura libraries offer an Open Learn Champion.		

Specialist Educational Provision Actions

Action	Percentage Complete	RAG	Outcome RAG	Comment
Completing the build project for Plas Derwen (Pupil Referral Unit) to transform the delivery of this specialist service	100%	★	★	As previously reported, the new building at Plas Derwen was completed and handed over during September 2021. Phase two external works on site have now been completed.
Continuing to embed the implementation plan to deliver a new statutory approach for supporting children and young people with additional learning needs from 0-25 years	100%	★	★	The Council has implemented the required systems and procedures in response to the modified Welsh Government Implementation Timeframe. The Eclipse IT system is fully operational across schools and the Council supporting compliance with the statutory duties in relation to the legislation. Planning for the next stages of implementation is underway.
Developing a long term strategy to ensure sufficient and appropriate capacity to support learners with a range of additional educational needs that maximises local expertise and financial resources	100%	★	★	The new purpose built Plas Derwen pupil referral facility is fully operational and additional funding has been secured to support the extra staffing requirements. The first stage feasibility study to identify options around specialist school provision and inform the long-term strategy has been completed.
Increasing the capacity of Plas Derwen staff to delivery more outreach work to share their expertise across the schools workforce	75%	●	●	Additional staffing has been secured to increase the capacity of Plas Derwen to deliver a broader menu of outreach provision. The ability to fully deliver the planned interventions been impacted on by Covid and staff absence and will be carried forward as an action for the coming year.

Specialist Educational Provision Measures

Safeguarding Performance Measures




Measures

Area	Title	RAG
Specialist Educational Provision	Number of schools who have enrolled with the National Nurturing Schools Programme and completed the training	★
	Percentage of schools maintaining progress against key milestones in the ALN reforms	●

Tudalen 229

Specialist Educational Provision Measures

Number of schools who have enrolled with the National Nurturing Schools Programme and completed the training



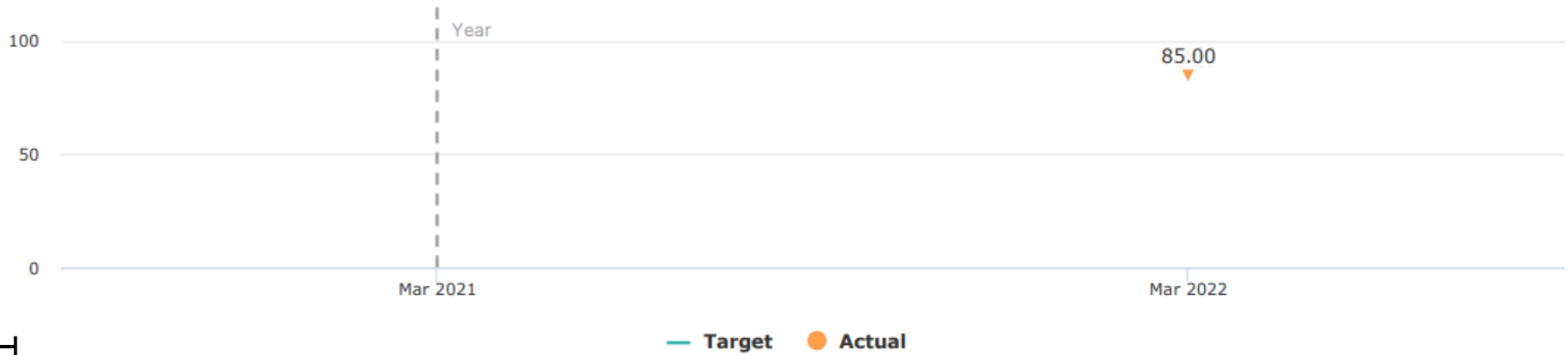
Comment

All schools who enrolled with the National Nurturing Schools Programme have completed the first year of the two year training programme.

Specialist Educational Provision Measures

Percentage of schools maintaining progress against key milestones in the ALN reforms

EY/007M



Tudalen 231

Actual (YTD)	Target (YTD)	Current RAG Rating
85.00	100.00	●

Comment
The majority of schools who recorded their progress against the ALN milestones indicated progress in all areas. A small minority indicated that progress was not on track against one of the milestones due to pressures related to Covid-19. Training was offered to schools in areas where they had identified they needed support.

Welsh Education Strategic Plan (WESP) Actions

Action	Percentage Complete	RAG	Outcome RAG	Comment
Continuing to improve pupils' standards of Welsh in all schools to encourage greater bilingualism	100%	★	★	The Flintshire Welsh Advisory Team moved to delivering online professional development courses for Welsh coordinators in Flintshire primary schools as a result of the pandemic. English medium primary schools have received a copy of 'Language patterns to Develop Welsh in English medium Primary Schools.' This resource, developed inhouse, has been well received by schools. It focuses on suitable everyday Welsh language and planning Welsh across the curriculum. Cluster working for Welsh has strengthened over the last two years and is now an embedded sustainable model of school-to-school collaboration. Clusters work closely with the Welsh Advisory Team and the regional consortium, GwE. Network meetings of Heads of Welsh Departments in secondary schools and skills working groups have been held during the year. GwE offered a programme of specific training for Welsh departments on their Reform Journey towards the delivery of the Curriculum for Wales.
Extending the range of youth services which can be delivered bilingually to encourage young people to retain and use their Welsh language skills into early adulthood	100%	★	★	The Welsh Language Coordinator continues to provide support and training to staff within the Integrated Youth Provision and is also working directly with young people in youth clubs and in schools to promote Welsh language skills as part of the Council's commitment to the Welsh Government target of one million Welsh speakers by 2050.
Improving the Welsh language skills of staff in schools to more effectively support learners and the delivery of the curriculum	100%	★	★	The Flintshire Welsh Advisory Team continued to deliver online training for Welsh Coordinators during the academic year. English medium primary schools received a copy of the resource developed by the team, 'Language patterns to Develop Welsh in English medium Primary Schools.' the Welsh Advisory Team visited schools for bespoke classroom support where appropriate during the year. Bespoke support was provided for Newly Qualified Teachers or teachers who are new to the Welsh language Foundation Phase and Key Stage 2. An additional session was included to meet increased demand as a result of the Welsh Government funded scheme for newly qualified teachers. Two Flintshire teachers completed in summer 2021, the Sabbatical Scheme, Welsh in a Year Course 2020/21 and they continue to be supported to embed practice in their own school. There are 21 Flintshire practitioners currently completing the 'Croeso' online training: Practitioners in Education.

Action	Percentage Complete	RAG	Outcome RAG	Comment
Increasing the capacity and take up of Welsh medium education to achieve Welsh Government targets	100%	★	★	<p>The Council's current Welsh medium education capital programme is making good progress. This includes enhancing provision at Ysgol Glanrafon, Yr Wyddgrug, Ysgol Croes Atti, Glannau Dyfrdwy and Ysgol Croes Atti Flint. The Council has submitted an expression of interest for additional Welsh Government Welsh Medium (WM) Grant Funding.</p> <p>Following a statutory consultation period, Flintshire's draft ten-year plan was considered by Cabinet in February and approved for implementation, subject to approval by Welsh Ministers. This ten-year Plan will commence on 1 September 2022 and expire on 31 August 2032. The Plan includes a new target outlining the expected increase in the number of Year 1 learners taught through the medium of Welsh in the local authority area during the lifespan of the Plan. Councils have been grouped by Welsh Government into different categories reflecting the current similarities and differences between the 22 local authorities in Wales. For this purpose, Flintshire has been placed in Group 4; Group 4: 12 percent or fewer of Year 1 children in these local authorities were being taught through the medium of Welsh in 2017/18. There is a choice between Welsh-medium education and English-medium education in these local authorities.</p> <p>Welsh Government has established a lower range and an upper range target for Flintshire. The Council will need to look to increase the number of Year 1 pupils being taught through the medium of Welsh to between 225 and 295 pupils over the ten years of this Plan. In 2020/21, a total of 119 five year olds were educated through the medium of Welsh. This represented 7% of all five year old children educated.</p>
Maintaining Welsh Government Quality Indicator for Welsh language resources in Aura libraries	100%	★	★	Target is 4% of total resource spend on Welsh material. Actual spend of 8.4%.

Tudalen 233

Welsh Education Strategic Plan (WESP) Measures

PAM/033 - Percentage of Pupils assessed in Welsh at the end of the Foundation Phase

EY/004M - PAM/033



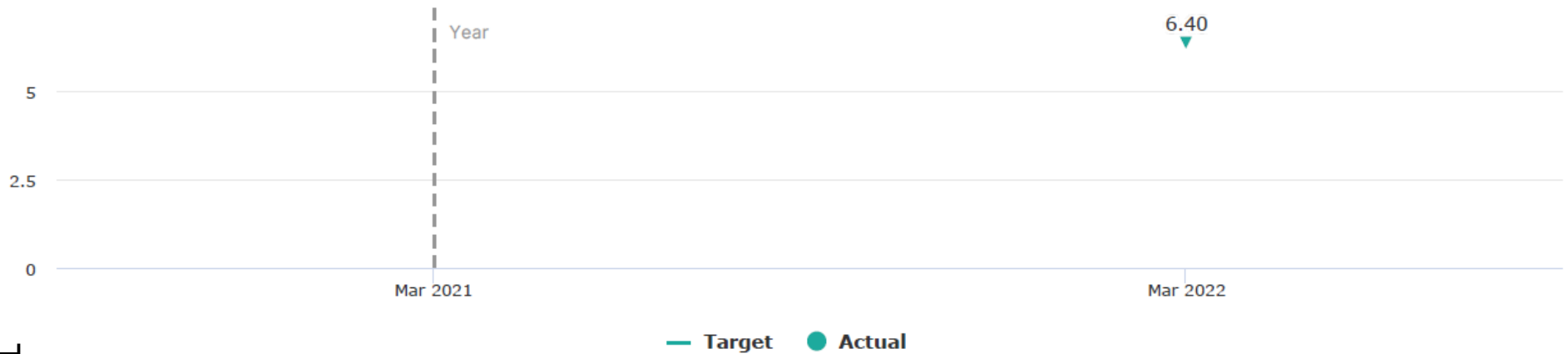
Actual (YTD)	Target (YTD)	Current RAG Rating
N/A		N/A

Comment
End of Foundation Phase assessment requirements were suspended by Welsh Government for the academic year 2020/21 again due to the ongoing impact of the pandemic. There is therefore no local or national data available.

Welsh Education Strategic Plan (WESP) Measures

PAM/034 - Percentage of Year 11 pupils studying Welsh (first language)

EY/005M - PAM/034



Tudalen 235

Actual (YTD)	Target (YTD)	Current RAG Rating
6.40		N/A

Comment

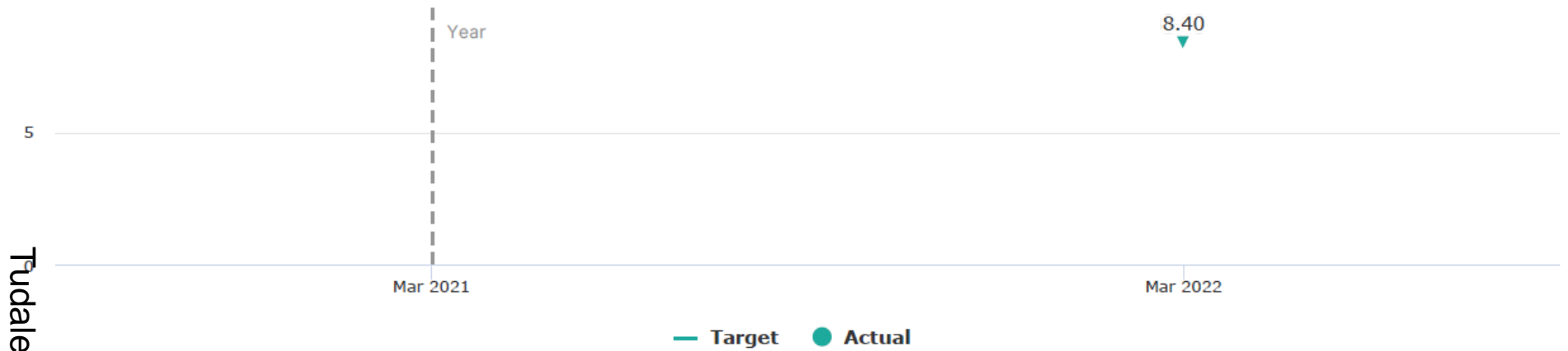
Flintshire has one Welsh medium secondary school, which offers the opportunity for every learner to study for assessed qualifications in Welsh first language. The target of increasing the number of pupils overall remains within Outcome 4 of the Welsh Education Strategic Plan (2022-2032) and this must be achieved by improving the percentage of Welsh medium take up at primary school level and those pupils then making the transfer into Welsh medium secondary education.

Welsh Education Strategic Plan (WESP) Measures

WPLS - QI 10 Welsh resources

(4% of material budget on Welsh language resources or minimum £750/1,000 Welsh speaking resident)

WPLS - QI 10 Welsh resources



Actual (YTD)	Target (YTD)	Current RAG Rating
8.40		N/A

Comment
Target - 4% of total resource spend on Welsh material. Actual spend of 8.4%.

Eitem ar gyfer y Rhaglen 6



CABINET

Date of Meeting	Tuesday, 12 th July 2022
Report Subject	Council Plan 2022-23
Cabinet Member	Leader of the Council and Cabinet Member for Education, Welsh Language, Culture and Leisure
Report Author	Chief Executive
Type of Report	Strategic

EXECUTIVE SUMMARY

The Council Plan for 2017-23 was adopted by County Council to show the key priorities of the Council for the five-year term of the new administration. The Plan is subject to annual review.

The 2022/23 Draft Plan has been reviewed and refreshed for content following on from our response to the pandemic and our Recovery Strategy. The themes and priorities remain the same to 2021/22 however there are some developments with sub-priorities.

The 'super-structure' of the Plan continues to be aligned to a set of six Well-being Objectives. The six themes continue to take a long-term view of recovery, ambition and work over the next year.

The outline of the Council Plan for 2022/23 including the six themes, their priorities and actions is appended (as Part 1).

RECOMMENDATIONS

1	To approve the Council Plan 2022-23 Part 1 and to recommend to Council for adoption.
---	--

REPORT DETAILS

1.00	EXPLAINING THE COUNCIL PLAN 2022/23
1.01	It is a requirement of the Local Government and Elections (Wales) Act 2021 for organisations to 'set out any actions to increase the extent to which the council is meeting the performance requirements.' Plans for organisations should be robust; be clear on where it wants to go; and how it will get there.
1.02	<p>Council Plan 2022/23 continues to move towards a more rounded corporate plan, whilst still meeting the requirements of the Act.</p> <p>Changes include:</p> <ul style="list-style-type: none">• Poverty<ul style="list-style-type: none">○ Digital Poverty – definition expanded• Green Society and Environment<ul style="list-style-type: none">○ New sub-priority added - Climate Change Adaptation○ New sub-priority added – Green Access○ Green Environment – new definition• Economy<ul style="list-style-type: none">○ Digital and Transport Infrastructure divided into two separate sub-priorities:<ul style="list-style-type: none">▪ Transport Connectivity▪ Digital Infrastructure• Education and Skills<ul style="list-style-type: none">○ New-sub-priority added – Well-being
1.03	<p>The Council Plan for 2022-23 has a super structure of six themes and supporting priorities as follows:</p> <p>Theme: Poverty Priorities:</p> <ul style="list-style-type: none">- Income Poverty- Child Poverty- Food Poverty- Fuel Poverty- Digital Poverty <p>Theme: Affordable and Accessible housing Priorities:</p> <ul style="list-style-type: none">- Housing support and homeless prevention- Housing Needs and Housing Options- Social Housing- Private Rented Sector- Empty Properties <p>Theme: Green Society and Environment Priorities:</p> <ul style="list-style-type: none">- Carbon Neutrality- Climate Change Adaptation- Fleet Strategy- Green Environment- Green Access

	<ul style="list-style-type: none"> - Renewable Energy - Active and Sustainable Travel Options - Circular Economy <p>Theme: Economy</p> <p>Priorities:</p> <ul style="list-style-type: none"> - Town Centre Regeneration - Business - Transport Connectivity - Digital infrastructure - LDP Targets - Spending money for the benefit of Flintshire - Reducing Worklessness <p>Theme: Personal and Community Well-being</p> <p>Priorities:</p> <ul style="list-style-type: none"> - Independent Living - Safeguarding - Direct Provision to support people closer to home - Local Dementia Strategy - A well-connected, safe and clean local environment. <p>Theme: Education and Skills</p> <p>Priorities:</p> <ul style="list-style-type: none"> - Educational Engagement and Achievement - Digital Learning Opportunities - Learning Environments - Learning Community Networks - Specialist Educational Provision - Welsh Education Strategic Plan (WESP) - Well-being
1.04	<p>For 2022/23 a review of the Council Plan 2021/22, themes and priorities has been undertaken to set: -</p> <ul style="list-style-type: none"> • priority actions that continue into 2022/23 for sustained attention e.g. “preventing poverty” • priority actions which could be removed as they have been completed or become operational (business as usual); and • emerging priority actions for 2022/23 e.g. Climate Change Adaptation
1.05	<p>The work on the detail behind the priorities has progressed well. The Council Plan 2022/23 Part 1 is now presented following consultation with the Overview and Scrutiny Committees in January 2022. An addition has been made following the request to incorporate Mental Health Services into the Plan.</p>
1.06	<p>The final Council Plan will be available as a web-based document published on the website following adoption by County Council in July.</p>

2.00	RESOURCE IMPLICATIONS
2.01	Resource implications have been considered during preparation of the Medium-Term Financial Strategy and Capital Programme and will continue to be monitored during the regular budget monitoring and financial review arrangements.

3.00	CONSULTATIONS REQUIRED / CARRIED OUT
3.01	All Members have had the opportunity to consider and review the content of the draft Plan themes and priorities. Overview and Scrutiny Committees have reviewed and discussed the overall content of the Plan throughout January and February 2022.

4.00	IMPACT ASSESSMENT AND RISK MANAGEMENT																				
4.01	<p>Ways of Working (Sustainable Development) Principles Impact</p> <table border="1"> <tr> <td>Long-term</td> <td rowspan="5">The Council Plan 2022/23 continues to be aligned to the Sustainable Development Principles across all their working. Assessment against these will be made at the end of year Annual Performance Report.</td> </tr> <tr> <td>Prevention</td> </tr> <tr> <td>Integration</td> </tr> <tr> <td>Collaboration</td> </tr> <tr> <td>Involvement</td> </tr> </table> <p>Well-being Goals Impact</p> <table border="1"> <tr> <td>Prosperous Wales</td> <td rowspan="7">Council Plan 2022/23 continues to provide evidence of alignment with the Well-being Goals. Specific strategic and policy reports include impact and risk assessments.</td> </tr> <tr> <td>Resilient Wales</td> </tr> <tr> <td>Healthier Wales</td> </tr> <tr> <td>More equal Wales</td> </tr> <tr> <td>Cohesive Wales</td> </tr> <tr> <td>Vibrant Wales</td> </tr> <tr> <td>Globally responsible Wales</td> </tr> </table> <p>Council's Well-being Objectives The Council undertook a review of its Well-being Objectives during the development of the 2021/22 Council Plan. The updated set of Well-being Objectives are a more focused set of six. The Well-being Objectives identified have associated themes for which they resonate. See the full list below.</p> <table border="1"> <thead> <tr> <th>Theme</th> <th>Well-being Objective</th> </tr> </thead> <tbody> <tr> <td>Poverty</td> <td>Protecting people from poverty by supporting them to meet their basic needs</td> </tr> <tr> <td>Affordable and Accessible Housing</td> <td>Housing in Flintshire meeting the needs of our residents and supporting safer communities</td> </tr> </tbody> </table>	Long-term	The Council Plan 2022/23 continues to be aligned to the Sustainable Development Principles across all their working. Assessment against these will be made at the end of year Annual Performance Report.	Prevention	Integration	Collaboration	Involvement	Prosperous Wales	Council Plan 2022/23 continues to provide evidence of alignment with the Well-being Goals. Specific strategic and policy reports include impact and risk assessments.	Resilient Wales	Healthier Wales	More equal Wales	Cohesive Wales	Vibrant Wales	Globally responsible Wales	Theme	Well-being Objective	Poverty	Protecting people from poverty by supporting them to meet their basic needs	Affordable and Accessible Housing	Housing in Flintshire meeting the needs of our residents and supporting safer communities
Long-term	The Council Plan 2022/23 continues to be aligned to the Sustainable Development Principles across all their working. Assessment against these will be made at the end of year Annual Performance Report.																				
Prevention																					
Integration																					
Collaboration																					
Involvement																					
Prosperous Wales	Council Plan 2022/23 continues to provide evidence of alignment with the Well-being Goals. Specific strategic and policy reports include impact and risk assessments.																				
Resilient Wales																					
Healthier Wales																					
More equal Wales																					
Cohesive Wales																					
Vibrant Wales																					
Globally responsible Wales																					
Theme	Well-being Objective																				
Poverty	Protecting people from poverty by supporting them to meet their basic needs																				
Affordable and Accessible Housing	Housing in Flintshire meeting the needs of our residents and supporting safer communities																				

	Green Society and Environment	Limiting the impact of the Council's services on the natural environment and supporting the wider communities of Flintshire to reduce their own carbon footprint
	Economy	Enabling a sustainable economic recovery
	Personal and Community Well-being	Supporting people in need to live as well as they can
	Education and Skills	Enabling and Supporting Learning Communities
	<p><u>Risk Management</u> Risks have been captured and added for information within Part 2 Council Plan 2022/23.</p>	

5.00	APPENDICES
5.01	Appendix 1: Council Plan (Part 1) 2022-23 Appendix 2: Council Plan (Part 2) 2022-23 Appendix 3: Theme alignment to Overview and Scrutiny Committees

6.00	LIST OF ACCESSIBLE BACKGROUND DOCUMENTS
6.01	None

7.00	CONTACT OFFICER DETAILS
7.01	Contact Officer: Jay Davies, Strategic Performance Advisor Telephone: 01352 702744 E-mail: jay.davies@flintshire.gov.uk

8.00	GLOSSARY OF TERMS
8.01	<p>Council Plan: the document which sets out the annual priorities of the Council.</p> <p>Medium Term Financial Strategy: a written strategy which gives a forecast of the financial resources which will be available to a Council for a given period, and sets out plans for how best to deploy those resources to meet its priorities, duties and obligations.</p>

Mae'r dudalen hon yn wag yn bwrpasol

Draft Council Plan 2022/23 – Part 1

Priority Name	Poverty
Description/ Well-being Objective	Protecting people from poverty by supporting them to meet their basic needs
<p>Income Poverty</p> <p>Definition: People on low income who are unable to meet day to day living costs</p>	<ul style="list-style-type: none"> • Families are supported to be financially resilient by: <ol style="list-style-type: none"> a) Maximising the number of people signposted for support to facilitate longer term change - by March 2023 b) Ensuring that take-up to benefit entitlement is maximised in a timely way by processing claims efficiently - by March 2023 c) Maximising take-up of the Discretionary Housing Payments scheme and other financial support - by March 2023 d) Continuing to offer our community hub (Contact Centres) approach giving access to a range of programmes, services and agencies together in one place - by March 2023
<p>Child Poverty</p> <p>Definition: Children who do not have access to adequate food, clothing, shelter and education to lead a healthy and active life</p>	<ul style="list-style-type: none"> • The cost of sending children to school is reduced by: <ol style="list-style-type: none"> a) Making the processes for claiming free school meals as simple and straightforward as possible to increase the percentage of take-up against entitlement - by March 2023 b) Encouraging take-up of free school breakfast for year seven pupils eligible for free school meals - by March 2023 c) Maximising take-up of the school uniform grant – by March 2023 d) Developing a network of school uniform exchanges across the county supported by enhanced web and social media promotion – by March 2023 • Free access to books, ICT networks, devices and library services are maintained by: <ol style="list-style-type: none"> a) Maintaining the network of seven libraries in partnership with Aura - by March 2023 b) Increasing usage of online resources for children and young people - by March 2023 • Children have access to play opportunities by: <ol style="list-style-type: none"> a) Ensuring children have access to staffed open-access playwork projects in local communities - by March 2023 b) Ensuring children have access to well-maintained outdoor play areas which offer a varied and rich play environment - by March 2023 • Working with partners to ensure children in areas of social deprivation have access to food, exercise and enrichment schemes during school holidays – by March 2023 • Ensuring children have the opportunity to access meaningful community sports programmes (which impact on a range of issues

	<p>including anti-social behaviour, child sexual exploitation, drug and alcohol prevention and County Lines) – by March 2023</p> <ul style="list-style-type: none"> • Providing children with access to well-maintained outdoor play areas which offer a varied and rich play environment – by March 2023 • Maintaining access to Free Swimming to help tackle health inequalities – by March 2023
<p>Food Poverty</p> <p>Definition: People who are not able to access food that meets their daily nutritional needs and requirements</p>	<ul style="list-style-type: none"> • Everyone in Flintshire has access to affordable, good fresh food by: <ul style="list-style-type: none"> a) Developing a “Well Fed at Home service” - by December 2022 b) Continuing to develop delivery of a “Hospital to Home” meals service - by March 2023 c) Introducing a transported and delivered food service “Mobile Meals” to those who are vulnerable - by March 2023
<p>Fuel Poverty</p> <p>Definition: Households that have higher than average fuel costs and meeting those costs will cause them to experience poverty</p> <p>Affordable and accessible housing</p> <p>Personal and Community Well-being</p>	<ul style="list-style-type: none"> • Reducing the risk of fuel poverty for residents by increasing the energy efficiency of homes - by March 2023 Linked to Affordable and accessible housing • Engaging, supporting and referring vulnerable households to reduce fuel poverty and improve health and wellbeing - by March 2023 Linked to Personal and Community Well-being
<p>Digital Poverty</p> <p>Definition: Inability to interact fully in a digital world when, where and how an individual needs to.</p>	<ul style="list-style-type: none"> • Support people to use digital technology through promotion of suitable training to develop digital skills and confidence in the communities we serve – by March 2023 • Provide free of charge public access to the internet and devices where necessary at Flintshire Connects Centres, Aura library services and the four leisure centres – by March 2023 • Increasing loans of devices through the Aura Digital Access Scheme - by March 2023 • Increasing take-up of digital learning opportunities supported by Aura - by March 2023
Priority Name	Affordable and Accessible Housing
Description/ Well-being Objective	Housing in Flintshire meeting the needs of our residents and supporting safer communities
Housing support and homeless prevention	<ul style="list-style-type: none"> • Commissioning a wide range of housing related support that meets the needs of the people of Flintshire - by March 2023

<p>Definition: Offering support to people to retain their housing and live well and avoiding homelessness</p>	<ul style="list-style-type: none"> • Promoting housing support and homeless prevention services with our residents and partners - by March 2023 • Ensuring a multi-agency partnership approach to homeless prevention and develop a culture where homelessness is “everyone’s business” - by March 2023 • Ensuring when homelessness does occur it is rare, brief and non-recurring - by March 2023 • Developing and extending our Housing First and Rapid Rehousing approaches for those who do experience homelessness - by March 2023 • Remodelling the “emergency beds” Homeless Hub accommodation offer and service delivery - by March 2023 • Exploring opportunities to develop a young person’s homeless hub offering accommodation and support services - by March 2023
<p>Housing Needs and Housing Options</p> <p>Definition: Helping people to explore their housing options so they can access the right homes to meet their needs</p> <p>Poverty</p>	<ul style="list-style-type: none"> • Promoting the Single Access Route to Housing (SARTH), Common Housing Register, Affordable Housing Register and Housing Support Gateway within the community and with professionals - by March 2023 • Developing self-service approaches that enable people to identify their own housing options through online support - by March 2023 • Piloting a risk assessment process to identify pre tenancy support needs to reduce risk of tenancy failure - by March 2023 Linked to Poverty • Reviewing our sheltered housing stock to ensure that it continues to meet the needs and aspirations of current and prospective tenants - by March 2023
<p>Social Housing</p> <p>Definition: Working with housing partners to develop and invest in affordable housing - with modern methods of construction, and a commitment towards carbon neutral</p> <p>Poverty</p> <p>Green and Environment</p>	<ul style="list-style-type: none"> • Working with housing association partners to build new social housing properties and additional affordable properties - by March 2023 • Increasing the Council’s housing portfolio by building social housing properties and affordable properties for North East Wales (NEW) Homes - by March 2023 • Ensuring that the Council’s housing stock meets the Welsh Housing Quality Standard and achieves a minimum SAP energy efficiency rating of 65 - by December 2022 Linked to Green and Environment • Developing plans for the de-carbonisation of Council homes in line with Welsh Government guidance to ensure their thermal efficiency is optimised and the cost of heating homes are minimised - by March 2023 Linked to Green and Environment, Linked to Poverty • Working with residents to ensure our communities are well managed, safe, and sustainable places to live - by March 2023 Linked to Green and Environment • Supporting our tenants to access technology and create sustainable digital communities - by March 2023 Linked to Poverty • Listening to our tenants and working with them to improve our services, homes and communities - by March 2023

<p>Private Rented Sector</p> <p>Definition: Supporting the private sector to raise standards in the management and condition of housing and promote tenancy sustainment in our communities</p>	<ul style="list-style-type: none"> • Engaging with private sector tenants, giving them a voice and responding to their needs - by March 2023 • Working in partnership with landlords and private sector agents to better understand their needs - by March 2023 • Developing a “landlord offer” that encourages landlords to work with the Council to raise standards of property management and condition of homes where needed - by March 2023 • Improving access to private sector properties for those who are homeless, at risk of homeless and in housing need - by March 2023 • Mapping Houses of Multiple Occupation (HMO’s) across Flintshire to ensure legal minimum housing standards are met and to improve residents’ quality of life - by March 2023
<p>Empty Properties</p> <p>Definition: Bringing empty homes back into use to enhance the local housing market and improve our local communities</p> <p>Economy</p>	<ul style="list-style-type: none"> • Bringing empty homes back into use through the Empty Homes Loan - by March 2023 • Exploring opportunities to develop a project management service for non-commercial landlords to encourage take up of the Empty Home Loan Scheme - by March 2023 • Targeting ‘problem’ empty homes in our communities and using enforcement powers where appropriate to improve our communities and increase housing supply - by March 2023 • Exploring opportunities to maximise housing and revitalise our towns through the redevelopment of the High Street - by March 2023 Linked to Economy
<p>Priority Name</p>	<p>Green Society and Environment</p>
<p>Description/ Well-being Objective</p>	<p>Limiting the impact of the Council’s services on the natural environment and supporting the wider communities of Flintshire to reduce their own carbon footprint.</p>
<p>Carbon Neutrality</p> <p>Definition: A net carbon zero Council by 2030 and supporting wider decarbonisation actions across the County, making this central to Covid-19 recovery</p>	<ul style="list-style-type: none"> • Gathering information on annual Council greenhouse gas emissions to submit to Welsh Government and the Carbon Programme Board - by September 2022 • Reviewing the procurement policy to reduce greenhouse gas emissions from suppliers - by March 2023 • Developing plans towards net zero carbon for our assets in line with Welsh government guidance’ – by March 2023 • Working with Flintshire’s leisure and culture trust partners to reduce carbon emissions – by March 2023
<p>Climate Change Adaptation</p> <p>Definition: Be more resilient to the changes that have happened due to climate</p>	<ul style="list-style-type: none"> • Reviewing the Council’s Flood Risk Management Strategy – March 2023 • Reviewing the Council’s Strategic Flood Consequences Assessment – November 2022 • Carrying out flood investigations and alleviation works where appropriate – March 2023

<p>change and prepare for predicted future change</p>	<ul style="list-style-type: none"> Assessing the feasibility of schemes within land assets for resisting flood and drought while enhancing biodiversity and increasing carbon storage – March 2023
<p>Fleet Strategy</p> <p>Definition: Reducing the environmental impact of our fleet</p>	<ul style="list-style-type: none"> Converting the authority’s fleet to electric and alternative fuels (hydrogen etc) - by March 2023
<p>Green Environment</p> <p>Definition: Enhance and increase biodiversity and trees to deliver multiple benefits for people, wildlife and the environment.</p>	<ul style="list-style-type: none"> Delivering an increase in canopy cover as part of the Urban Tree and Woodland Plan - by March 2023 Enhancing the natural environment through the delivery of the Section 6 Environment Act Wales biodiversity duty - by March 2023 Delivery of green infrastructure projects under the Local Places for Nature grant funding stream – March 2023
<p>Green Access</p> <p>Definition: The promotion, good management and protection of our green spaces to deliver multiple benefits to the environment and our residents and visitors</p>	<ul style="list-style-type: none"> Exploring opportunities to develop the Flintshire Coast Park through the production of a scoping study – by March 2023 Delivering the Rights of Way Improvement Plan with a focus to ensure improved access for all and the promotions of Walking for Health – by March 2023
<p>Renewable Energy</p> <p>Definition: The promotion and support of renewable energy opportunities across the Council Estate and wider communities.</p> <p>Economy</p>	<ul style="list-style-type: none"> Assessing the feasibility of renewable energy and land assets and link to wider carbon ambitions - by September 2022 Agreeing appropriate investment strategy for future renewable energy developments - by September 2022 Linked to Economy
<p>Active and Sustainable Travel Options</p> <p>Definition: Provide opportunities for increasing levels of</p>	<ul style="list-style-type: none"> Promoting the use of public transport through the further development of the Council’s core bus network - by March 2023 Linked to Economy Promoting multi modal transport journeys and the development of strategic transport hubs - by March 2023 Linked to Economy

<p>walking and cycling (active travel) and enable access to other alternative and sustainable methods of travel</p> <p>Economy</p> <p>Personal and Community Well-being</p>	<ul style="list-style-type: none"> • Developing the County's electric car charging network - by March 2023 • Promoting active travel and further developing the County's walking and cycling network - by March 2023 Linked to Personal and Community Well-being
<p>Circular Economy</p> <p>Definition: Support and promote the Welsh Government's strategy to create a sustainable, circular economy in Flintshire</p> <p>Poverty</p> <p>Personal and Community Well-being</p> <p>Education and Skills</p> <p>Economy</p>	<ul style="list-style-type: none"> • Achieving Welsh Government recycling targets - by March 2023 • Developing and extending the Standard Yard Waste & Recycling Transfer Station - by March 2023 • Support and promote Re-Use and Repair initiatives in partnership with Refurbs Flintshire - by March 2023 Linked to Poverty, Linked to Personal and Community Well-being, Linked to Education and Skills • Promoting the option to reuse and repair unwanted items at Household Recycling Centres by partnering with local Charities or social enterprises- by March 2023 Linked to Poverty, Linked to Personal and Community Well-being, Linked to Education and Skills • Working in partnership, actively support and engage with community led groups by developing environmental and recycling initiatives - by March 2023 Linked to Poverty, Linked to Personal and Community Well-being, Linked to Education and Skills • Support local businesses in their efforts to reduce their carbon footprint and become more resource efficient - by March 2023 Linked to Economy
<p>Priority Name</p>	<p>Economy</p>
<p>Description/ Well-being Objective</p>	<p>Enabling a sustainable economic recovery and growth</p>
<p>Town Centre Regeneration</p> <p>Definition: Regenerate and re-invent our town centres</p> <p>Personal and Community Well-being</p> <p>Affordable and accessible housing</p>	<ul style="list-style-type: none"> • Monitoring the health and vitality of town centres to support effective management and business investment decisions - by March 2023 • Encouraging and supporting investment in town centre properties to facilitate more sustainable uses - by March 2023 Linked to Affordable and accessible housing • Improving the environment in town centres - by March 2023 • Supporting the growth of community enterprises in town centre locations - by March 2023

<p>Business</p> <p>Definition: Enable business continuity and encourage appropriate investment</p> <p>Green Society and Environment</p>	<ul style="list-style-type: none"> Engaging town centre small businesses and improve support packages available to them - by March 2023 Supporting small and/or local businesses to engage with public sector procurement opportunities - by March 2023 Engaging small businesses and improve support packages available to them - by March 2023 Supporting recovery of the County's street and indoor markets - by March 2023 Supporting growth of the local and regional food and drink business sector through marketing and collaborative projects - by March 2023 Supporting recovery of the tourism and hospitality sectors and rebuild confidence in the industry - by March 2023 Increasing the scale and impact of the social business sector - by March 2023 Supporting local businesses in their efforts to reduce their carbon footprint and become more resource efficient - by March 2023 <p>Linked to Green Society and Environment</p>
<p>Transport Connectivity</p> <p>Definition: Develop and promote effective transport connectivity while supporting recovery and economic growth</p> <p>Poverty</p> <p>Green Society and Environment</p>	<ul style="list-style-type: none"> Developing and delivering transport infrastructure improvements as part of North Wales Metro programme and the Council's Integrated Transport Strategy - by March 2023 Linked to Green Society and Environment Ensuring Flintshire strategic transport priorities are well-represented in the Regional Transport Plan from the forthcoming Corporate Joint Committee development - by March 2023 Linked to Green Society and Environment
<p>Digital Infrastructure</p> <p>Definition: Ensure the digital networks facilitate and support recovery and growth</p>	<ul style="list-style-type: none"> Starting delivery of the local plans within North Wales Growth Deal for digital infrastructure – by March 2023 Connecting further rural communities to improved digital infrastructure - by March 2023
<p>Local Development Plan (LDP) Targets</p> <p>Definition: Achieve LDP policy objectives for growth, protection and enhancement</p>	<ul style="list-style-type: none"> Ensuring timely adoption of the LDP once Inspector's Report received - by December 2022 Monitoring overall Plan performance via the Annual Monitoring Report (AMR) and submit to Welsh Government - by March 2023 Maintaining and updating the LDP housing trajectory in line with planning decisions made - by March 2023 Making decisions at Planning Committee in line with the adopted LDP - by March 2023

	<ul style="list-style-type: none"> Referencing the LDP growth strategy in early work on a North Wales Strategic Development Plan (SDP) - by March 2023
<p>Spending money for the benefit of Flintshire</p> <p>Definition: Grow our local economic vitality through social value commitments and procurement strategy</p>	<ul style="list-style-type: none"> Continuing to generate social value outcomes through the Council's procurement activities – By March 2023 Supporting supply chain partners to convert their social value offerings through procurement commitments, into real and tangible benefits – By March 2023 Reviewing the Social Value Strategy to ensure broader social value commitments can be achieved – By March 2023 Generating local spend to support economic growth through the inclusion of social value measures in procurement activity – By March 2023
<p>Reducing worklessness</p> <p>Definition: Work with our partners to support individuals to gain employment</p> <p>Poverty</p>	<ul style="list-style-type: none"> Co-ordinating a multi-agency approach to support businesses to recruit people from disadvantaged groups - by March 2023 Linked to Poverty Delivering mentoring and wider support programmes to assist disadvantaged people to re-engage with the labour market - by March 2023 Linked to Poverty
Priority Name	Personal and Community Well-being
Description/ Well-being Objective	Supporting people in need to live as well as they can
<p>Independent Living</p> <p>Definition: People will be supported to live as independently as possible through the right type of support, when they need it.</p>	<ul style="list-style-type: none"> Developing a plan to provide additional placements for step down care within our in house provision – by March 2023 Continuing to grow the Microcare market, utilising one Development Officer post – by March 2023 Developing an Early Years Strategy to ensure that all our children ages 0-7 have the best possible start in life and are able to reach their full potential –by March 2023 Plan for the relocation of Tri Ffordd supported employment project to a central site in Mold by March 2023 Supporting people to achieve their mental well-being outcomes by promoting personal and community well-being through open access courses delivered by the Learning Partnership by March 2023 Working in partnership with the Community Mental Health Team and Social Services Mental Health Support Service to develop clear pathways for individuals needing access to Mental Health services: Clear pathways established - by 31 March 2023
<p>Safeguarding</p> <p>Definition: Implement and promote the new safeguarding</p>	<ul style="list-style-type: none"> Continuing to promote the corporate e-learning package – by March 2023 Preparing for the implantation of the new Liberty Protect Safeguard procedures – by March 2023

<p>procedures so our employees understand how they can help safeguard people in the community</p>	
<p>Direct Provision to support people closer to home</p> <p>Definition: The services we provide so people can access the support they need in their local community</p>	<ul style="list-style-type: none"> • Setting up a registered Children’s Home to help avoid the need for residential placements outside Flintshire - by March 2023 • Continuing to growing our in-house homecare service to support more people to live at home - by March 2023 • Continuing to growing our in-house fostering service to support more looked after children - by March 2023 • Developing an action plan for the progression of the advocacy priority – by March 2023
<p>Local Dementia Strategy</p> <p>Definition: Continuing to improve the lives of people living with dementia in Flintshire</p>	<ul style="list-style-type: none"> • Establishing a Dementia Strategy Implementation Group, to include representation from people with lived experience – by March 2023
<p>A well-connected, safe and clean local environment.</p> <p>Definition: Resilient communities where people feel connected and safe</p> <p>Green Society and Environment</p>	<ul style="list-style-type: none"> • Protecting residents and our environment from pollution and other public health and safety hazards by achieving the Streetscene Standard - by March 2023 • Working in partnership, actively support and engage with community led groups by developing Local Environmental Quality initiatives - by March 2023 Linked to Green Society and Environment • Working with two local communities to inform a long term vision and delivery plan for using the Flexible Funding Grant programme to achieve positive outcomes for people – by March 2023 • Contributing to Public Health Wales’ priorities through partnership working with Aura by: <ul style="list-style-type: none"> ○ Improving mental well-being and resilience – by March 2023 ○ Promoting healthy behaviours – by March 2023 ○ Securing a healthy future for the next generation – by March 2023
<p>Priority Name</p>	<p>Education and Skills</p>
<p>Description/ Well-being Objective</p>	<p>Enabling and Supporting Learning Communities</p>
<p>Educational Engagement and Achievement</p>	<ul style="list-style-type: none"> • Maintaining support for settings and schools with rollout of the revised curriculum for pupils from 3-16 which better prepares them for their future lives and employment – by March 2023

<p>Definition: Providing diverse learning opportunities to support educational achievement in schools and communities</p>	<ul style="list-style-type: none"> • School employees continuing to access the GwE professional learning offer and engage in cluster working – by March 2023 • Embedding the revised processes and procedures in relation to attendance and exclusion, using data to better inform and target interventions at both a pupil and school level – by March 2023 • Working with schools to support development and implementation of flexible and bespoke educational packages to improve attendance and engagement – by March 2023
<p>Digital Learning Opportunities</p> <p>Definition: Supporting education engagement and achievement through proactive use of accessible digital media</p> <p>Poverty</p> <p>Personal and Community Well-being</p>	<ul style="list-style-type: none"> • Supporting schools and wider education services to increase their digital offer for children and young people - by March 2023 • Upskilling employees within the Education & Youth Portfolio through access to the GwE professional learning offer and other appropriate training opportunities – by March 2023 • Embedding the delivery plan for Integrated Youth Services by maintaining focus on increased digital engagement- by March 2023 • Continuing to increase the range of digital material hosted on the North East Wales Archive website and other digital services to encourage greater participation - by March 2023 • Continuing to monitor schools' provision for learners who are 'digitally disadvantaged' – by March 2023 • Supporting schools to maximise their available hardware via the national Hwb programme and to ensure sustainable funding plans in place – by March 2023 • Increasing take-up of digital learning opportunities supported by Aura - by March 2023 Linked to Poverty • Providing community training for online learning platforms in a partnership with Aura and Adult Community Learning - by March 2023
<p>Learning Environments</p> <p>Definition: Creating aspirational and flexible learning environments</p>	<ul style="list-style-type: none"> • Starting construction of the proposed 3-16 campus at Mynydd Isa - by March 2023 • Consult on increasing capacity of Drury CP and Penyffordd CP schools through the School Organisation Code – by March 2023 • Commissioning a contractor and start design and development process for Drury CP and Penyffordd CP – by March 2023 • Seeking Council approval to progress Band B Wales Government 21st Century Schools Investment Programme - by March 2023 • Progressing the development of a new premises plan for the North East Wales Archive – by March 2023
<p>Learning Community Networks</p> <p>Definition: Supporting our learning communities to engage and achieve through extensive partnership</p>	<ul style="list-style-type: none"> • Continuing to consolidate the joint working between Flintshire County Council and Denbighshire County Council through the North East Wales Archive to provide a sustainable and resilient service – by March 2023 • Developing the Delivery Plan for Adult Community Learning to increase engagement and improve skills within local communities – by March 2023

<p>working unpinned by common safeguarding practices</p> <p>Personal and Community Well-being</p>	<ul style="list-style-type: none"> • Developing a Supporting Learners strategy to increase levels of engagement and provide appropriate progression routes to further engagement, study or employment – by March 2023 • Expanding the adult learning offer to reflect national, regional and local priorities in order to provide the skills required through partnership planning – by March 2023 • Working with Adult Community Learning and Flintshire Learning Recovery & Wellbeing Network Partners to share best practice and maximise opportunities for learning within the community with opportunities to be available in all Aura libraries - by March 2023 • Working in partnership with Open University Wales to support and signpost library users to Open Learn courses and subsequent learning pathways with Open Learn Champions in each library - by March 2023 • Working in partnership with Aura to provide Alternative Provision to young people excluded from school to help gain meaningful qualifications – by March 2023
<p>Specialist Educational Provision</p> <p>Definition: Extending local capacity to support learners with additional learning needs (ALN)</p>	<ul style="list-style-type: none"> • Implementing Year two of the Transformation plan for children and young people with additional learning needs, in line with Welsh Government legislation and associated guidance – by March 2023 • Further defining and embedding the menu of outreach support and training to be offered to schools via Plas Derwen Pupil Referral Unit – by March 2023 • Developing a strategic proposal for the next phase of the Additional Learning Needs provision which increases the level of in-house provision and seeks to reduce the reliance on out of county provision – by March 2023
<p>Welsh Education Strategic Plan (WESP)</p> <p>Definition: Working with schools and partners to support the Welsh Government’s strategy to enable one million Welsh speakers by 2050</p>	<ul style="list-style-type: none"> • Continuing to increase capacity and take up of Welsh medium education to achieve Welsh Government targets – by March 2023 • Continuing to improve Welsh language skills of employees in schools to more effectively support learners and the delivery of the curriculum – by March 2023 • Providing targeted support and intervention to schools to raise standards and promote bilingualism – by March 2023 • Extending the range of youth services delivered bilingually to encourage young people to retain and use their Welsh language skills into early adulthood – by March 2023 • Embedding the role of the Integrated Youth Provision Welsh language coordinator – by March 2023 <ul style="list-style-type: none"> ○ Ensuring all digital and face to face youth and play provision has an increasing bilingual offer which supports the expansion of the Council’s Welsh Language immersion programme – by March 2023
<p>Well-Being</p> <p>Definition:</p>	<ul style="list-style-type: none"> • Rolling out the National Framework for Embedding a Whole School Approach to Emotional Health and Wellbeing in all Flintshire schools – by March 2023

<p>Working with schools and partners to provide opportunities for children, young people and the education workforce to engage in activities which support their emotional health and well-being</p>	<ul style="list-style-type: none">• Supporting all secondary schools to complete the School Health Research Network survey in 2022<ul style="list-style-type: none">○ Developing action plans based on the findings, particularly in relation to Emotional Health and Wellbeing – by March 2023• Meeting the requirements under Wellbeing Whole School Approach Development Fund for employee training and pupil engagement – by March 2023• Consolidating the Inspire Youth Work Hospital Project which provides support to young people at risk of self-harming behaviour – by March 2023• Improving awareness of trauma informed practice with schools and Education and Youth employees – by March 2023
--	--

FLINTSHIRE COUNTY COUNCIL

Council Plan 2017/2023

In-year priorities 2022/23

PART 2

**How achievements will be measured - Supporting
actions, tasks and measures**

Performance Achievements 2022/23

Actions, tasks and measures have been set to monitor progress against an activity or plan. Actions are dated according to the target month for achievement. Performance will be monitored by percentage progress against the actions with supporting commentary.

Tudalen 256

Theme: Poverty

Well-being Objective: Protecting people from poverty by supporting them to meet their basic needs

What we will do in 2022/23:

Priority	Definition	Lead Officer (s)
Income Poverty	People on low income who are unable to meet day to day living costs	Chief Officer Housing and Assets

Achievement Actions:

- Families are supported to be financially resilient by:
 - a) Maximising the number of people signposted for support to facilitate longer term change - by March 2023
 - b) Ensuring that take-up to benefit entitlements is maximised in a timely way by processing claims efficiently - by March 2023
 - c) Maximising take up of the Discretionary Housing Payments scheme and other financial support - by March 2023
 - d) Continuing to offer our community hub (Contact Centres) approach giving access to a range of programmes, services and agencies together in one place - by March 2023

Associated Risks:

- HA04 - Increased financial risk due to unprecedented and unpredictable increased demand for Council Tax Reduction Scheme (CTRS) due to business closure, unemployment; reduced hours of work
- HA27 - Increasing service demands to respond to HA04

Achievement Measures	Baseline Data (2021/22)	2022/23 Target
Average number of calendar days to process new claims for housing benefit and council tax reduction	17	20
Average number of calendar days to process change in circumstances for housing benefit and council tax reduction	3	8
Total spend of Discretionary Housing Payments (%)	130%	100%

Theme: Poverty

Well-being Objective: Protecting people from poverty by supporting them to meet their basic needs

What we will do in 2022/23:

Priority	Definition	Lead Officer (s)
Child Poverty	Children who do not have access to adequate food, clothing, shelter and education to lead a healthy and active life	Chief Executive, Chief Officer Housing and Assets, Chief Officer Education and Youth

Achievement Actions:

- The cost of sending children to school is reduced by:
 - a) Making the processes for claiming free school meals as simple and straightforward as possible to increase the percentage of take-up against entitlement - by March 2023
 - b) Encouraging take-up of the free school breakfast for year 7 pupils eligible for free school meals - by March 2023
 - c) Maximising the take-up of the school uniform grant - by March 2023
 - d) Developing a network of school uniform exchanges across the county supported by enhanced web and social media promotion – by March 2023
- Free access to books, ICT networks, devices and library services are maintained by:
 - a) Maintaining the network of seven libraries in partnership with Aura - by March 2023
 - b) Increasing usage of online resources for children and young people - by March 2023
- Children have access to play opportunities by:
 - a) Ensuring children have access to staffed open-access playwork projects in local communities - by March 2023
 - b) Ensuring children have access to well-maintained outdoor play areas which offer a varied and rich play environment - by March 2023
- Working with partners to ensure children in areas of social deprivation have access to food, exercise and enrichment schemes during school holidays – by March 2023
- Ensuring children have the opportunity to access meaningful community sports programmes (which impact on a range of issues including anti-social behaviour, child sexual exploitation, drug and alcohol prevention and County Lines) – by March 2023

- Providing children with access to well-maintained outdoor play areas which offer a varied and rich play environment – by March 2023
- Maintaining access to Free Swimming to help tackle health inequalities – by March 2023

Associated Risks:

- Risks to be confirmed

Achievement Measures	Baseline Data (2021/22)	2022/23 Target
Percentage of secondary school offering the free breakfast to those eligible year 7 pupils	100%	100%
Number of libraries open	7	7
Usage statistics of online resources for children and young people	15,117	15,875
Total number of children pre-registered for Summer Play Scheme	2,712	2,500
Total number of children pre-registered for community and school play sessions/support	349	300

Theme: Poverty

Well-being Objective: Protecting people from poverty by supporting them to meet their basic needs

What we will do in 2022/23:

Priority	Definition	Lead Officer (s)
Food Poverty	People who are not able to access food that meets their daily nutritional needs and requirements	Chief Officer Housing and Assets

Achievement Actions:

- Everyone in Flintshire has access to affordable, good fresh food by:
 - a) Developing a “Well Fed at Home service” - by December 2022
 - b) Continuing to develop delivery of a “Hospital to Home” meals service - by March 2023
 - c) Introducing a transported and delivered food service “Mobile Meals” to those who are vulnerable - by March 2023

Associated Risks:

- Risks to be confirmed

Achievement Measures	Baseline Data (2021/22)	2022/23 Target
Numbers of residents enrolled in the “Mobile Meals” service	27	24
Number of residents supported by the “Hospital to Home” meals service	27	24

Theme: Poverty

Well-being Objective: Protecting people from poverty by supporting them to meet their basic needs

What we will do in 2022/23:

Priority	Definition	Lead Officer (s)
Fuel Poverty	Households that have higher than average fuel costs and meeting those costs will cause them to experience poverty	Chief Officer Planning, Environment and Economy

Achievement Actions:

- Reducing the risk of fuel poverty for residents by increasing the energy efficiency of homes - by March 2023 [Linked to Affordable and accessible housing](#)
- Engaging, supporting and referring vulnerable households to reduce fuel poverty and improve health and wellbeing - by March 2023 [Linked to Personal and Community Well-being](#)

Associated Risks:

- PE06 – Decreasing availability of funding to deliver fuel poverty projects due to re-prioritisation of funding streams

Achievement Measures	Baseline Data (2021/22)	2022/23 Target
Total number of households receiving energy efficiency support	1,293	1,200

Theme: Poverty

Well-being Objective: Protecting people from poverty by supporting them to meet their basic needs

What we will do in 2022/23:

Priority	Definition	Lead Officer (s)
Digital Poverty	Inability to interact fully in a digital world when, where and how an individual needs to	Chief Officer Planning, Environment and Economy, Chief Officer Governance, Chief Executive

Achievement Actions:

- Supporting people to use digital technology through promotion of suitable training to develop digital skills and confidence in the communities we serve - by March 2023
- Providing free of charge public access to the internet and devices where necessary at Flintshire Connects Centres, Aura library services and the four Leisure Centres - by March 2023
- Increasing loans of devices through the Aura Digital Access Scheme - by March 2023
- Increasing take-up of digital learning opportunities supported by Aura - by March 2023

Associated Risks:

- CG04 – Diversion of resource to emergency management response and recovery work delays implementation of key digital and infrastructure projects
- PE04 – Failure to prepare and deliver Growth Deal projects due to potential realigning of capital funding

Achievement Measures	Baseline Data (2021/22)	2022/23 Target
People can access Council information digitally to develop and retain their digital skills – the number of online transactions received by the Council	93,742	60,000
The number of subscriptions to <i>My Account</i>	22,902	27,500
Percentage of libraries providing free of charge internet access	100%	100%
Number of devices available for loan through Aura Libraries	77	77

Total loans of devices	76	85
Number of registered learners	69	75
Number of sessions provided	210	225
Number of online transactions across the Council	93,742	60,000
Number of eforms available online to enable people to apply, report and pay for Council services	130	160

Theme: Affordable and Accessible Housing

Well-being Objective: Housing in Flintshire meeting the needs of our residents and supporting safer communities

What we will do in 2022/23:

Priority	Definition	Lead Officer (s)
Housing support and homeless prevention	Offering support to people to retain their housing and live well and avoiding homelessness	Chief Officer Housing and Assets

Achievement Actions:

- Commissioning a wide range of housing related support that meets the needs of the people of Flintshire - by March 2023
- Promoting housing support and homeless prevention services with our residents and partners - by March 2023
- Ensuring a multi-agency partnership approach to homeless prevention and develop a culture where homelessness is “everyone’s business” - by March 2023
- Ensuring when homelessness does occur, it is rare, brief and non-recurring - by March 2023
- Developing and extending our Housing First and Rapid Rehousing approaches for those who do experience homelessness - by March 2023
- Remodelling the “emergency beds” Homeless Hub accommodation offer and service delivery by - March 2023
- Exploring opportunities to develop a young person’s homeless hub offering accommodation and support services - by March 2023

Associated Risks:

- HA09 – Increases in Homelessness impacts on workforce capacity increased risk of legal challenge and budgets (Discretionary Housing Payments, and Spend to Save Prevention Funds)

Achievement Measures	Baseline Data (2021/22)	2022/23 Target
Number of presentations to the homeless service	1,372	1,400
Percentage of successful prevention outcomes for homelessness under Housing Wales Act 2014	63%	65%
Percentage of successful relief outcomes for homelessness under Housing Wales Act 2014	57%	45%
Number of households accommodated by the Council under Housing Wales act 2014 homeless duties	101	100

Average length of stay for those households in interim homeless accommodation under Housing Wales Act 2014	117	130
Number of referrals received through the Housing Support Gateway	1,328	1,400

Tudalen 265

Theme: Affordable and Accessible Housing

Well-being Objective: Housing in Flintshire meeting the needs of our residents and supporting safer communities

What we will do in 2022/23:

Priority	Definition	Lead Officer (s)
Housing Needs and Housing Options	Helping people to explore their housing options so they can access the right homes to meet their needs	Chief Officer Housing and Assets

Achievement Actions:

- Promoting Single Access Route to Housing (SARTH), Common Housing Register, Affordable Housing Register and Housing Support Gateway within the community and with professionals - by March 2023
- Developing self-service approaches that enable people to identify their own housing options through online support - by March 2023
- Plotting a risk assessment process to identify pre tenancy support needs to reduce risk of tenancy failure - by March 2023 [Linked to Poverty](#)
- Reviewing our sheltered housing stock to ensure that it continues to meet the needs of current and prospective tenants - by March 2023

Associated Risks:

- A44 – SARTH register demand increases creating unmet need due to shortages of existing social housing (Flintshire County Council and Partners)

Achievement Measures	Baseline Data (2021/22)	2022/23 Target
Number of applicants on the Common Housing Register	2,401	2,400
Customer satisfaction data for the Housing Register Service	32%	40%
Number of applicants rehoused via SARTH by All Housing Partners	619	620
Number of applicants rehoused via SARTH by Flintshire County Council	441	440
Number of households rehoused with significant adaptations requirements	10	10

Theme: Affordable and Accessible Housing

Well-being Objective: Housing in Flintshire meeting the needs of our residents and supporting safer communities

What we will do in 2022/23:

Priority	Definition	Lead Officer (s)
Social Housing	Working with housing partners to develop and invest in affordable housing - with modern methods of construction, and a commitment towards carbon neutral	Chief Officer Housing and Assets, Chief Officer Planning, Environment and Economy

Achievement Actions:

- Working with housing association partners to build new social housing properties and additional affordable properties - by March 2023
- Increasing the Council's housing portfolio by building social housing properties and affordable properties for North East Wales (NEW) Homes - by March 2023
- Ensuring that the Council housing stock meets the Welsh Housing Quality Standard and achieves a minimum SAP energy efficiency rating of 65 - by December 2022 [Linked to Green and Environment](#)
- Developing plans for the de-carbonisation of Council homes in line with Welsh Government guidance to ensure their thermal efficiency is optimised and the cost of heating homes are minimised - by March 2023 [Linked to Green and Environment](#), [Linked to Poverty](#)
- Working with residents to ensure our communities are well managed, safe, and sustainable places to live - by March 2023 [Linked to Green and Environment](#)
- Supporting our tenants to access technology and create sustainable digital communities - by March 2023 [Linked to Poverty](#)
- Listening to our tenants and working with them to improve our services, homes and communities - by March 2023

Associated Risks:

- HA20 – Increase in demand for responsive repairs and planned works once lock down restrictions are eased (NEW Homes) Increased cost and resource
- New Risk – Delays in the pre-construction process due to planning and Sustainable Drainage Approval Body (SABS) Applications
- New Risk - Delays to the construction phase caused by further Covid-19 outbreaks and/or BREXIT related supply chain issues

Achievement Measures	Baseline Data (2021/22)	2022/23 Target
Number of Council Homes under construction	77	77
Number of Council Homes completed	0	36
Number of Affordable Homes under construction via NEW Homes	0	21
Number of Affordable Homes completed via NEW Homes.	4	0
Number of Residential social landlords (RSL's) homes under construction	N/A	150
Number of Residential social landlords (RSL's) homes completed	N/A	41
To deliver the Welsh Housing Quality Standard to all Flintshire County Council stock by December 2022	100%	100%
Achieving a SAP rating of 65 or above will be one of the key measures to determine whether or not the WHQS standard has been attained.	100%	100%
Total number of Small Disabled Adaptations completed	N/A	320
Average number of days to complete a Small Disabled adaptation	N/A	30
Total number of Discretionary Medium Disabled Adaptations completed	N/A	40
Average number of days to complete a Discretionary Medium Disabled adaptation	N/A	88
Total number of Mandatory Medium Disabled Adaptations completed	N/A	60
Average number of days to complete a Mandatory Medium Disabled adaptation	N/A	88
Total number of Mandatory Large Disabled Adaptations completed	N/A	8
Average number of days to complete a Mandatory Large Disabled adaptation	N/A	330
Total number of Disabled Adaptations completed	N/A	428

Theme: Affordable and Accessible Housing

Well-being Objective: Housing in Flintshire meeting the needs of our residents and supporting safer communities

What we will do in 2022/23:

Priority	Definition	Lead Officer (s)
Private Rented Sector	Supporting the private sector to raise standards in the management and condition of housing and promote tenancy sustainment in our communities	Chief Officer Housing and Assets Chief Officer Planning, Environment and Economy
<p>Achievement Actions:</p> <ul style="list-style-type: none"> Engaging with private sector tenants, giving them a voice and responding to their needs - by March 2023 Working in partnership with landlords and private sector agents to better understand their needs - by March 2023 Developing a “landlord offer” that encourages landlords to work with the Council to raise standards of property management and condition of homes where needed - by March 2023 Improving access to private sector properties for those who are homeless, at risk of homeless and in housing need - by March 2023 Mapping Houses of Multiple Occupation (HMO’s) across Flintshire to ensure legal minimum housing standards are met and to improve residents’ quality of life - by March 2023 		
<p>Associated Risks:</p> <ul style="list-style-type: none"> PA45 – Private landlords face increasing financial pressures leading to instability within the Private Rented Sector, less affordable properties and increased demand and costs for social housing providers and homeless service 		
Achievement Measures	Baseline Data (2021/22)	2022/23 Target
Number of inspections of HMOs	18	35
Number of homeless households assisted under the Housing Wales Act 2014 to secure Private Sector Accommodation	62	64

Theme: Affordable and Accessible Housing

Well-being Objective: Housing in Flintshire meeting the needs of our residents and supporting safer communities

What we will do in 2022/23:

Priority	Definition	Lead Officer (s)
Empty Properties	Bringing empty homes back into use to enhance the local housing market and improve our local communities	Chief Officer Planning, Environment and Economy
<p>Achievement Actions:</p> <ul style="list-style-type: none"> Bringing empty homes back into use through the Empty Homes Loan - by March 2023 Exploring opportunities to develop a project management service for non-commercial landlords to encourage take up of the Empty Home Loan Scheme - by March 2023 Targeting 'problem' empty homes in our communities and using enforcement powers where appropriate to improve our communities and increase housing supply - by March 2023 Exploring opportunities to maximise housing and revitalise our towns through the redevelopment of the High Street - by March 2023 Linked to Economy 		
<p>Associated Risks:</p> <ul style="list-style-type: none"> New – Capacity and resilience to deliver the Empty Homes service New – Sustainability of Welsh Government funding to deliver the loan scheme 		
Achievement Measures	Baseline Data (2021/22)	2022/23 Target
PAM/013 - Percentage of empty private properties brought back into use	3.6%	1.1%

Theme: Green Society and Environment

Well-being Objective: Limiting the impact of the Council's services on the natural environment and supporting the wider communities of Flintshire to reduce their own carbon footprint

What we will do in 2022/23:

Priority	Definition	Lead Officer (s)
Carbon Neutrality	A net carbon zero Council by 2030 and supporting wider decarbonisation actions across the County, making this central to Covid-19 recovery	Chief Officer Planning, Environment and Economy
Achievement Actions: <ul style="list-style-type: none"> Gathering information on annual Council greenhouse gas emissions to submit to Welsh Government and the Climate Change Committee - by September 2022 Reviewing the procurement policy to reduce greenhouse gas emissions from suppliers - by March 2023 Developing plans towards net zero carbon for our assets in line with Welsh Government guidance' – by March 2023 Working with Flintshire's leisure and culture trust partners to reduce carbon emissions – by March 2023 		
Associated Risks: <ul style="list-style-type: none"> R11 – Non-compliance with Welsh Government Carbon Reduction Target due to external factors such as willingness of the wider public to support initiatives and access funding to develop projects 		
Achievement Measures	Baseline Data (2021/22)	2022/23 Target
Council Greenhouse gas emissions	N/A	36,960 tCO ₂ e

Theme: Green Society and Environment

Well-being Objective: Limiting the impact of the Council's services on the natural environment and supporting the wider communities of Flintshire to reduce their own carbon footprint

What we will do in 2022/23:

Priority	Definition	Lead Officer (s)
Climate Change and Adaptation	Be more resilient to the changes that have happened due to climate change and prepare for predicted future change	Chief Officer Planning, Environment and Economy
<p>Achievement Actions:</p> <ul style="list-style-type: none"> • Reviewing the Council's Flood Risk Management Strategy – by March 2023 • Reviewing the Council's Strategic Flood Consequences Assessment – by November 2022 • Carrying out flood investigations and alleviation works where appropriate – by March 2023 • Assessing the feasibility of schemes within land assets for resisting flood and drought while enhancing biodiversity and increasing carbon storage – by March 2023 		
<p>Associated Risks:</p> <ul style="list-style-type: none"> • PE28 - Risk to service delivery through inability to recruit into vacant posts 		
Achievement Measures	Baseline Data (2021/22)	2022/23 Target
There are no measures listed for this area	N/A	N/A

Theme: Green Society and Environment

Well-being Objective: Limiting the impact of the Council’s services on the natural environment and supporting the wider communities of Flintshire to reduce their own carbon footprint

What we will do in 2022/23:

Priority	Definition	Lead Officer (s)
Fleet Strategy	Reducing the environmental impact of our fleet	Chief Officer Streetscene and Transportation
<p>Achievement Actions:</p> <ul style="list-style-type: none"> • Converting the authority’s fleet to electric and alternative fuels (hydrogen etc) - by March 2023 		
<p>Associated Risks:</p> <ul style="list-style-type: none"> • ST40 - Interruption of available fuel to sufficiently operate fleet vehicles • ST40a - Increasing fuel costs due to instability in the fuel market 		
Achievement Measures	Baseline Data (2021/22)	2022/23 Target
Introduce electric vehicles into the recycling fleet	0	2

Audalens 273

Theme: Green Society and Environment

Well-being Objective: Limiting the impact of the Council’s services on the natural environment and supporting the wider communities of Flintshire to reduce their own carbon footprint

What we will do in 2022/23:

Priority	Definition	Lead Officer (s)
Green Environment	Enhance and increase biodiversity and trees to deliver multiple benefits for people, wildlife and the environment	Chief Officer Planning, Environment and Economy
<p>Achievement Actions:</p> <ul style="list-style-type: none"> Delivering an increase in canopy cover as part of the Urban Tree and Woodland Plan - by March 2023 Enhancing the natural environment through the delivery of the Section 6 Environment Act Wales biodiversity duty - by March 2023 Delivery of green infrastructure projects under the Local Places for Nature grant funding stream – by March 2023 		
<p>Associated Risks:</p> <ul style="list-style-type: none"> RE12 - The implications of Ash Die back on finances and reputation of the Council due to the scale of the problem and the ability to make safe Highways and Council amenity land 		
Achievement Measures	Baseline Data (2021/22)	2022/23 Target
Number of Green infrastructure improvement projects and planting	N/A	10

Theme: Green Society and Environment

Well-being Objective: Limiting the impact of the Council's services on the natural environment and supporting the wider communities of Flintshire to reduce their own carbon footprint

What we will do in 2022/23:

Priority	Definition	Lead Officer (s)
Green Access	The promotion, good management and protection of our green spaces to deliver multiple benefits to the environment and our residents and visitors	Chief Officer Planning, Environment and Economy

Achievement Actions:

- Exploring opportunities to develop the Flintshire Coast Park through the production of a scoping study – by March 2023
- Delivering the Rights of Way Improvement Plan with a focus to ensure improved access for all and the promotions of Walking for Health – by March 2023

Associated Risks:

- New – Bid to Welsh Government Access Improvement Grant is not approved and the impact on the ability of the service to deliver the improvements

Achievement Measures	Baseline Data (2021/22)	2022/23 Target
Number of Kissing Gates and barriers removed from Public Rights of Way	N/A	30

Theme: Green Society and Environment

Well-being Objective: Limiting the impact of the Council’s services on the natural environment and supporting the wider communities of Flintshire to reduce their own carbon footprint

What we will do in 2022/23:

Priority	Definition	Lead Officer (s)	
Renewable Energy	The promotion and support of renewable energy opportunities across the Council Estate and wider communities.	Chief Officer Planning, Environment and Economy	
<p>Achievement Actions:</p> <ul style="list-style-type: none"> Assessing the feasibility of renewable energy and land assets and link to wider carbon ambitions - by September 2022 Agreeing appropriate investment strategy for future renewable energy developments - by September 2022 Linked to Economy 			
<p>Associated Risks:</p> <ul style="list-style-type: none"> 11 – Non-compliance with Welsh Government Carbon Reduction Target due to external factors such as willingness of the wider public to support initiatives and access to funding to develop projects 			
Achievement Measures		Baseline Data (2021/22)	2022/23 Target
Council Greenhouse gas emissions		N/A	36,960 tCO2e

Tabled in 276

Theme: Green Society and Environment

Well-being Objective: Limiting the impact of the Council's services on the natural environment and supporting the wider communities of Flintshire to reduce their own carbon footprint

What we will do in 2022/23:

Priority	Definition	Lead Officer (s)
Active and Sustainable Travel Options	Provide opportunities for increasing levels of walking and cycling (active travel) and enable access to other alternative and sustainable methods of travel	Chief Officer Streetscene and Transportation
<p>Achievement Actions:</p> <ul style="list-style-type: none"> Promoting the use of public transport through the further development of the Council's core bus network - by March 2023 Linked to Economy Promoting multi modal transport journeys and the development of strategic transport hubs - by March 2023 Linked to Economy Developing the County's electric car charging network - by March 2023 Promoting active travel and further developing the County's walking and cycling network - by March 2023 Linked to Personal and Community Well-being 		
<p>Associated Risks:</p> <ul style="list-style-type: none"> IT24a - Unable to progress with key infrastructure improvement projects due to resilience in staff, contractors and supply chain 		
Achievement Measures	Baseline Data (2021/22)	2022/23 Target
Introduce Electric Charging points at key locations across the County	4	17
Develop multi- modal transport hub at Garden City	0	1

Theme: Green Society and Environment

Well-being Objective: Limiting the impact of the Council's services on the natural environment and supporting the wider communities of Flintshire to reduce their own carbon footprint

What we will do in 2021/22:

Priority	Definition	Lead Officer (s)
Circular Economy	Support and promote the Welsh Government's strategy to create a sustainable, circular economy in Flintshire	Chief Officer Streetscene and Transportation

Achievement Actions:

- Achieving Welsh Government recycling targets - by March 2023
- Developing and extending the Standard Yard Waste & Recycling Transfer Station - by March 2023
- Supporting and promoting the Re-Use and Repair initiatives in partnership with Refurbs Flintshire - by March 2023 [Linked to Poverty](#), [Linked to Personal and Community Well-being](#), [Linked to Education and Skills](#)
- Promoting the option to reuse and repair unwanted items at Household Recycling Centres by partnering with local Charities or social enterprises - by March 2023 [Linked to Poverty](#), [Linked to Personal and Community Well-being](#), [Linked to Education and Skills](#)
- Working in partnership, actively support and engage with community led groups by developing recycling initiatives - by March 2023 [Linked to Poverty](#), [Linked to Personal and Community Well-being](#), [Linked to Education and Skills](#)
- Supporting local businesses in their efforts to reduce their carbon footprint and become more resource efficient - by March 2023 [Linked to Economy](#)

Associated Risks:

- ST28 - Unable to accept and process waste and recycling due to the loss of Environmental Permit
- ST28a - Unable to gain regulatory approval (planning; Drainage; environmental permitting) to progress key infrastructure projects in a timely manner due to delays in processing applications
- ST36a - Loss of key suppliers or partner organisations to deliver key operational services due break in operations (fire, loss of permit, sickness)
- ST41 - Unable to dispose of waste and recycling products due to end producer availability
- ST50 - Inability to achieve national recycling targets due to increased residual waste tonnages collected

Achievement Measures	Baseline Data (2021/22)	2022/23 Target
Percentage of waste reused, recycled or composted	62%	70%

Average Recycling rate across Household Recycling Centres (HRCs)	80.02%	80%
Introduce an electronic labelling system for waste collection services	N/A	1

Theme: Economy

Well-being Objective: Enabling a sustainable economic recovery and growth

What we will do in 2022/23:

Priority	Definition	Lead Officer (s)
Town Centre Regeneration	Regenerate and re-invent our town centres	Chief Officer Planning, Environment and Economy
<p>Achievement Actions:</p> <ul style="list-style-type: none"> Monitoring the health and vitality of town centres to support effective management and business investment decisions - by March 2023 Encouraging and supporting investment in town centre properties especially to facilitate more sustainable uses - by March 2023 Linked to Affordable and Accessible Housing Improving the environment in town centres - by March 2023 Supporting the growth of community enterprises in town centre locations - by March 2023 		
<p>Associated Risks:</p> <ul style="list-style-type: none"> 2023 – Unable to regenerate Town Centres through implementation of the Town Centre Strategy due to insufficient resources and the compound economic consequences of the emergency situation 		
Achievement Measures	Baseline Data (2021/22)	2022/23 Target
There are no measures listed for this area	N/A	N/A

Theme: Economy

Well-being Objective: Enabling a sustainable economic recovery and growth

What we will do in 2022/23:

Priority	Definition	Lead Officer (s)
Business	Enable business continuity and encourage appropriate investment	Chief Officer Planning, Environment and Economy

Achievement Actions:

- Engaging town centre small businesses and improve support packages available to them - by March 2023
- Supporting small and/or local businesses to engage with public sector procurement opportunities – by March 2023
- Supporting recovery of the County’s street and indoor markets - by March 2023
- Supporting growth of the local and regional food and drink business sector through marketing and collaborative projects - by March 2023
- Supporting recovery of the tourism and hospitality sectors and rebuild confidence in the industry - by March 2023
- Increasing the scale and impact of the social business sector - by March 2023
- Supporting local businesses in their efforts to reduce their carbon footprint and become more resource efficient - by March 2023 [Linked to Green Society and Environment](#)

Associated Risks:

PE03 – Unable to regenerate Town Centres through implementation of the Town Centre Strategy due to insufficient resources and the compound economic consequences of the emergency situation

Achievement Measures	Baseline Data (2021/22)	2022/23 Target
Number of small or micro businesses receiving support	2,495	300
Number of social enterprises receiving support	41	45
Number of local businesses supported to reduce their carbon footprint and become more resource efficient	10	30

Theme: Economy

Well-being Objective: Enabling a sustainable economic recovery and growth

What we will do in 2022/23:

Priority	Definition	Lead Officer (s)
Transport Connectivity	Develop and promote effective transport connectivity while supporting recovery and economic growth	Chief Officer Streetscene and Transportation

Achievement Actions:

- Developing and delivering transport infrastructure improvements as part of North Wales Metro programme and the Council's Integrated Transport Strategy - by March 2023 [Linked to Green Society and Environment](#)
- Ensuring Flintshire strategic transport priorities are well-represented in the Regional Transport Plan from the forthcoming Corporate Joint Committee Development - by March 2023 [Linked to Green Society and Environment](#)

Associated Risks:

- ST24a - Unable to progress with key infrastructure improvement projects due to resilience in staff, contractors and supply chain
- ST49 - Inability to deliver transport and highway network schemes due to service capacity and resilience
- ST49a - Inability to deliver National Welsh Government transport and highway schemes due to insufficient capacity, resources, contractors

Achievement Measures	Baseline Data (2021/22)	2022/23 Target
Number of bus quality partnerships on the core network	0	1
Number of schemes delivered through the Welsh Government Active Travel Fund	3	3

Theme: Economy

Well-being Objective: Enabling a sustainable economic recovery and growth

What we will do in 2022/23:

Priority	Definition	Lead Officer (s)
Digital Infrastructure	Ensure the digital networks facilitate and support recovery and growth	Chief Officer Planning, Environment and Economy

Achievement Actions:

- Starting delivery of the local plans within North Wales Growth Deal for digital infrastructure – by March 2023
- Connecting further rural communities to improved digital infrastructure - by March 2023

Associated Risks:

- PE24 Failure to deliver the Flintshire element of the Regional Growth Deal

Achievement Measures	Baseline Data (2021/22)	2022/23 Target
There are no measures listed for this area	N/A	N/A

Tudalen 283

Theme: Economy

Well-being Objective: Enabling a sustainable economic recovery and growth

What we will do in 2022/23:

Priority	Definition	Lead Officer (s)
Local Development Plan (LDP) Targets	Achieve LDP policy objectives for growth, protection and enhancement	Chief Officer Planning, Environment and Economy

Achievement Actions:

- Ensuring timely adoption of the LDP once Inspector's Report received - by December 2022
- Monitoring overall Plan performance via the Annual Monitoring Report (AMR) and submit to Welsh Government - by March 2023
- Maintaining and update the LDP Housing Trajectory in line with planning decisions made - by March 2023
- Making decisions at Planning Committee in line with the adopted LDP - by March 2023
- Referencing the LDP growth strategy in early work on a North Wales Strategic Development Plan (SDP) - by March 2023

Associated Risks:

- New Risk – Local Development Plan is not adopted within 8 weeks following receipt of Inspector's report

Achievement Measures	Baseline Data (2021/22)	2022/23 Target
Number of calendar weeks for the adoption of the Local Development Plan following receipt of the Inspector's report	N/A	8

Theme: Economy

Well-being Objective: Enabling a sustainable economic recovery and growth

What we will do in 2022/23:

Priority	Definition	Lead Officer (s)
Spending money for the benefit of Flintshire	Grow our local economic vitality through social value commitments and procurement strategy	Chief Executive

Achievement Actions:

- Continuing to generate social value outcomes through the Council's procurement activities – by March 2023
- Supporting supply chain partners to measure and convert their social value offerings through procurement commitments, into real and tangible benefits for local residents and communities – by March 2023
- Reviewing the Social Value Strategy to identify further opportunities to maximise social value across the Council, its services and expenditure – by March 2023
- Generating local spend to support economic growth through the inclusion of social value measures in procurement activity – by March 2023

Associated Risks:

- New -Demand and capacity to deliver
- New - Foresight of systemised contracts register/ planned procurement
- New - Impact caused by political and economic changes such as Brexit and COVID-19 recovery

Achievement Measures	Baseline Data (2021/22)	2022/23 Target
Number of contracts delivering community benefits	69	60
Monetary value of community benefits as measured against the Flintshire Themes Outcomes and Measures (TOMs) Framework	£2,854,266.00	£2,400,000.00

Please Note: Targets for 2022/23 are reduced in line with capacity and the current resource in place as formally agreed by Chief Officer Teams and Cabinet in January 2022. The measures have been calculated based on previous years, and are our best conservative estimate. This is subject to the demand for the service, and to the types of individual contracts procured within the financial year in terms of size, scope, duration and value of the contract, to ensure social value can be included, and which is proportionate and achievable. Therefore, the targets may slightly increase or decrease for this reason.

Theme: Economy

Well-being Objective: Enabling a sustainable economic recovery and growth

What we will do in 2022/23:

Priority	Definition	Lead Officer (s)
Reducing worklessness	Work with our partners to support individuals to gain employment	Chief Officer Planning, Environment and Economy
<p>Achievement Actions:</p> <ul style="list-style-type: none"> Co-ordinating a multi-agency approach to support businesses to recruit people from disadvantaged groups - by March 2023 Linked to Poverty Delivering mentoring and wider support programmes to assist disadvantaged people to re-engage with the labour market - by March 2023 Linked to Poverty 		
<p>Associated Risks:</p> <ul style="list-style-type: none"> Difficulties in filling vacancies due to tight labour market 		
Achievement Measures	Baseline Data (2021/22)	2022/23 Target
Number of individuals entering employment, learning or volunteering	153	247
Number of individuals receiving support	367	600

Tugateen 286

Theme: Personal and Community Well-being

Well-being Objective: Supporting people in need to live as well as they can

What we will do in 2022/23:

Priority	Definition	Lead Officer (s)
Independent Living	People will be supported to live as independently as possible through the right type of support, when they need it	Chief Officer Social Services
<p>Achievement Actions:</p> <ul style="list-style-type: none"> Developing a plan to provide additional placements for step down care within our in-house provision – by March 2023 Continuing to grow the Microcare market, utilising one Development Officer post – by March 2023 Developing an Early Years Strategy to ensure that all our children ages 0-7 have the best possible start in life and are able to reach their full potential – by March 2023 Plan for the relocation of Tri Ffordd supported employment project to a central site in Mold - by March 2023 Supporting people to achieve their mental well-being outcomes by promoting personal and community well-being through open access courses delivered by the Learning Partnership – by March 2023 Working in partnership with the Community Mental Health Team and Social Services Mental Health Support Service to develop clear pathways for individuals needing access to Mental Health services: <ul style="list-style-type: none"> Milestone: Clear pathways established - by 31 March 2023 		
<p>Associated Risks:</p> <ul style="list-style-type: none"> SS037 - Vacancy pressures across Social Services due to local, regional and national difficulties in recruitment and retention of qualified and experienced social workers, occupational therapists and direct care staff impact on service delivery 		
Achievement Measures	Baseline Data (2021/22)	2022/23 Target
Number of Microcare providers	24	34
Number of Microcare customers	N/A	34
Direct Payments as a % of home-based services	39	38

Percentage of urgent requests for equipment that meet or exceed the national 1 Day response standards	100%	98%
Percentage of requests for equipment that meet or exceed the national 7 Day standard	100%	80%
Percentage of equipment that is re-used	92	70%
Number of courses delivered by the Learning Partnership	N/A	TBC - Baseline year
Number of attendees for courses delivered by the Learning Partnership	N/A	TBC - Baseline year

Tudalen 288

Theme: Personal and Community Well-being

Well-being Objective: Supporting people in need to live as well as they can

What we will do in 2022/23:

Priority	Definition	Lead Officer (s)
Safeguarding	Implement and promote the new safeguarding procedures so our employees understand how they can help safeguard people in the community	Chief Officer Social Services

Achievement Actions:

- Continuing to promote the corporate e-learning package – by March 2023
- Preparing for the implementation of the new Liberty Protect Safeguard procedures – by March 2023

Associated Risks:

- SS06 - Some individuals are illegally detained awaiting Liberty Protection assessments because there is insufficient capacity to absorb the introduction of Community assessments
- SS19 - More children and families experience ACE's (Adverse Childhood Experiences) as family relationships breakdown, or become strained, due to the pressures of lockdown and rising financial pressures

Achievement Measures	Baseline Data (2021/22)	2022/23 Target
The percentage of adult safeguarding enquiries that met the 7 day timescale	92.5%	92%
The percentage of children who were reported as having run away or gone missing from home who were offered a return interview	100%	100%
The percentage of reviews of children on the Child Protection Register due in the year that were carried out within the statutory timescales	N/A	98%
The percentage of Pre-birth assessments completed within timescales	N/A	93%

Theme: Personal and Community Well-being

Well-being Objective: Supporting people in need to live as well as they can

What we will do in 2022/23:

Priority	Definition	Lead Officer (s)
Direct Provision to support people closer to home	The services we provide so people can access the support they need in their local community	Chief Officer Social Services
<p>Achievement Actions:</p> <ul style="list-style-type: none"> Setting up a registered Children's Home to help avoid the need for residential placements outside Flintshire - by March 2023 Continuing to grow our in-house homecare service to support more people to live at home - by March 2023 Continuing to grow our in-house fostering service to support more looked after children - by March 2023 Developing an action plan for the progression of the advocacy priority – by March 2023 		
<p>Associated Risks:</p> <ul style="list-style-type: none"> SS01 - Expenditure on out of county placements increases as placement costs increase in a demand led market SS10 - Insufficient capacity to provide the quantities and levels of care to clients at home and in the community because of challenges in recruitment of direct care workers and instability in the care market SS21 - Targets for Mockingbird are missed due to a failure to recruit foster carers to the scheme given the constraints on completing assessments for carers and providing training SS22 - An insufficient supply of placements leads to young people being placed in unregulated settings 		
Achievement Measures	Baseline Data (2021/22)	2022/23 Target
Rate of people over 65 helped to live at home per 1,000 population	33	34
Number of new foster carer approvals in the year	8	5
People with a learning disability accessing Project Search to improve their employability skills	6	12

Theme: Personal and Community Well-being

Well-being Objective: Supporting people in need to live as well as they can

What we will do in 2022/23:

Priority	Definition	Lead Officer (s)
Local Dementia Strategy	Continuing to improve the lives of people living with dementia in Flintshire	Chief Officer Social Services
<p>Achievement Actions:</p> <ul style="list-style-type: none"> Establishing a Dementia Strategy Implementation Group, to include representation from people with lived experience – by March 2023 		
<p>Associated Risks:</p> <ul style="list-style-type: none"> Risks to be confirmed 		
Achievement Measures	Baseline Data (2021/22)	2022/23 Target
Number of people supported through the Dementia Strategy	600	810

Tudalen 291

Theme: Personal and Community Well-being

Well-being Objective: Supporting people in need to live as well as they can

What we will do in 2022/23:

Priority	Definition	Lead Officer (s)
A well-connected, safe and clean local environment.	Resilient communities where people feel connected and safe	Chief Officer Streetscene and Transportation,

Achievement Actions:

- Protecting residents and our environment from pollution and other public health and safety hazards by achieving the Streetscene Standard - by March 2023
- Working in partnership, actively support and engage with community led groups by developing Local Environmental Quality initiatives - by March 2023
Linked to Green Society and Environment
- Working with two local communities to inform a long-term vision and delivery plan for using the Flexible Funding Grant programme to achieve positive outcomes for people – by March 2023
- Contributing to Public Health Wales’ priorities through partnership working with Aura by:
 - Improving mental well-being and resilience – by March 2023
 - Promoting healthy behaviours – by March 2023
 - Securing a healthy future for the next generation – by March 2023

Associated Risks:

- ***ST43a** - An increase in environmental crime (littering, dog fouling, side waste) due to increased footfall in public and open spaces and residents not disposing of waste appropriately

Achievement Measures	Baseline Data (2021/22)	2022/23 Target
Achieve minimum level of agreed Streetscene standards	85%	85%
Number of targeted environmental educational campaigns	3	2

Number of community engagement events to promote improved Local Environmental Quality	2	2
---	---	---

Tudalen 293

Theme: Education and Skills

Well-being Objective: Enabling and supporting learning communities

What we will do in 2022/23:

Priority	Definition	Lead Officer (s)
Educational Engagement and Achievement	Providing diverse learning opportunities to support educational achievement in schools and communities	Chief Officer Education and Youth

Achievement Actions:

- Maintaining support for the rollout of the revised curriculum for pupils from 3-16 which better prepares them for their future lives and employment - by March 2023
- School employees continuing to access the GwE professional learning offer and engage in cluster working – by March 2023
- Embedding the revised processes and procedures in relation to attendance and exclusion, using data to better inform and target interventions at both a pupil and school level – by March 2023
- Working with schools to support development and implementation of flexible and bespoke educational packages to improve attendance and engagement by March 2023

Associated Risks:

- EY25 - Schools insufficiently prepared to implement new curriculum which impacts adversely on learners
- EY12 - Deteriorating school buildings adversely impacts on curriculum delivery
- EY26 - Ineffective school leadership results in poor pupil outcomes which increases risk of schools being placed in statutory Estyn categories
- EY27 - School leadership and governance is ineffective due to lack of engagement in professional development and support programmes
- EY30 - Increased numbers of young people not in Education, Training and Employment due to lack of pupil engagement
- EY29 - Reduced performance in Science, Technology, Engineering and Math's subjects at post 16 could impact on access to local apprenticeships and progression into higher education
- EY31 - Increase in young people subject to intervention by the Youth Justice Services due to the impact of school closures and revised service delivery models.
- EY32 - Young people in the Youth Justice Service not accessing minimum statutory education offer due to lack of pupil engagement

Achievement Measures	Baseline Data (2021/22)	2022/23 Target
Percentage of schools maintaining progress against key milestones in implementation of the new curriculum	100%	100%
Reduction in the number of permanent exclusions	9	25
Reduction in the number of fixed term exclusions	1,025	1,150
PAM/008 Percentage of pupil attendance in secondary schools	88.78%	89%
PAM/007 Percentage of pupil attendance in primary schools	92.7%	93%

Please note: - Measures for exclusions and attendance for the Council Plan 22/23 will be for the academic year 21/22 - reported in October 2022.

Tudalen 295

Theme: Education and Skills

Well-being Objective: Enabling and supporting learning communities

What we will do in 2022/23:

Priority	Definition	Lead Officer (s)
Digital Learning Opportunities	Supporting education engagement and achievement through proactive use of accessible digital media	Chief Officer Education and Youth, Chief Executive
<p>Achievement Actions:</p> <ul style="list-style-type: none"> Supporting schools and wider education services to increase their digital offer for children and young people - by March 2023 Upskilling employees within the Education and Youth Portfolio through access to the GwE professional learning offer and other appropriate training opportunities – by March 2023 Embedding the delivery plan for Integrated Youth Services by maintaining focus on increased digital engagement- by March 2023 Continuing to increase the range of digital material hosted on the North East Wales Archive website and other digital services to encourage greater participation - by March 2023 Continuing to monitor schools' provision for learners who are 'digitally disadvantaged' – by March 2023 Supporting schools to maximise their available hardware via the national Hwb programme and to ensure sustainable funding plans in place – by March 2023 Increasing take-up of digital learning opportunities supported by Aura - by March 2023 Linked to Poverty Providing community training for online learning platforms in a partnership with Aura and Adult Community Learning - by March 2023 		
<p>Associated Risks:</p> <ul style="list-style-type: none"> New - Hwb transformation programme deadlines are not met and schools do not have an effective digital strategy in place for December 2023 		
Achievement Measures	Baseline Data (2021/22)	2022/23 Target
Number of learners registered for digital learning opportunities	69	75

Number of digital learning sessions provided in English	21	25
Number of digital learning sessions provided in Welsh	0	5
Number of Adult Community Learning sessions provided in English	210	250
Number of Adult Community Learning sessions provided in Welsh	0	5
Number of Adult Community Learning attendees	408	450

Tudalen 297

Theme: Education and Skills

Well-being Objective: Enabling and supporting learning communities

What we will do in 2022/23:

Priority	Definition	Lead Officer (s)
Learning Environments	Creating aspirational and flexible learning environments	Chief Officer Education and Youth Chief Executive
<p>Achievement Actions:</p> <ul style="list-style-type: none"> Starting construction of the proposed 3-16 campus at Mynydd Isa - by March 2023 Consult on increasing capacity of Drury CP and Penyffordd CP schools through the School Organisation Code – by March 2023 Commissioning a contractor and start design and development process for Drury CP and Penyffordd CP – by March 2023 Seeking Council approval to progress B and B Wales Government 21st Century Schools Investment Programme - by March 2023 Progressing the development of a new premises plan for the North East Wales Archive – by March 2023 		
<p>Associated Risks:</p> <ul style="list-style-type: none"> EY11 - Fluctuating pupil demography impacts on sufficiency of school places EY12 - Deteriorating school buildings adversely impacts on curriculum delivery EY13 - Inability to fully deliver on Welsh Government 21st Century School Building Programme due to financial, workforce and contractor implications EY24 - Inability to meet national archive accreditation standards due to poor quality of the accommodation EY06 - Insufficient funding to deliver new archive premises 		
Achievement Measures	Baseline Data (2021/22)	2022/23 Target
Percentage of community space used in re-developed Flint Library and Wellbeing Hub	75%	75%

Theme: Education and Skills

Well-being Objective: Enabling and supporting learning communities

What we will do in 2022/23:

Priority	Definition	Lead Officer (s)
Learning Community Networks	Supporting our learning communities to engage and achieve through extensive partnership working unpinned by common safeguarding practices	Chief Officer Education and Youth, Chief Executive
<p>Achievement Actions:</p> <ul style="list-style-type: none"> Continuing to consolidate the joint working between Flintshire County Council and Denbighshire County Council through the Northeast Wales Archive to provide a sustainable and resilient service – by March 2023 Developing the Delivery Plan for Adult Community Learning to increase engagement and improve skills within local communities – by March 2023 Developing a Supporting Learners strategy to increase levels of engagement and provide appropriate progression routes to further engagement, study or employment – by March 2023 Expanding the adult learning offer to reflect national, regional and local priorities in order to provide the skills required through partnership planning – by March 2023 Working with Adult Community Learning and Flintshire Learning Recovery and Wellbeing Network Partners to share best practice and maximise opportunities for learning within the community with opportunities to be available in all Aura libraries - by March 2023 Working in partnership with Open University Wales to support and signpost library users to Open Learn courses and subsequent learning pathways with Open Learn Champions in each library - by March 2023 Working in partnership with Aura to provide Alternative Provision to young people excluded from school to help gain meaningful qualifications – by March 2023 		
<p>Associated Risks:</p> <ul style="list-style-type: none"> EY34 - Adult Community Learning Partnership with Wrexham County Borough Council is not effective in procuring suitable providers to deliver quality learning opportunities for participants EY35 - Adult Community Learning Partnership Delivery Plan is ineffective in ensuring engagement and achievement of adult learners 		
Achievement Measures	Baseline Data (2021/22)	2022/23 Target
Number of Adult Community Learning sessions provided	210	255
Number of libraries offering learning and development opportunities	7	7

Number of courses accessed through Open Learn	N/A	50
Percentage of Aura libraries offering an Open Learn Champion	100%	100%

Theme: Education and Skills

Well-being Objective: Enabling and supporting learning communities

What we will do in 2022/23:

Priority	Definition	Lead Officer (s)
Specialist Educational Provision	Extending local capacity to support learners with Additional Learning Needs (ALN)	Chief Officer Education and Youth
<p>Achievement Actions:</p> <ul style="list-style-type: none"> Implementing Year two of the Transformation plan for children and young people with additional learning needs, in line with Welsh Government legislation and associated guidance – by March 2023 Further defining and embedding the menu of outreach support and training to be offered to schools via Plas Derwen Pupil Referral Unit – by March 2023 Developing a strategic proposal for the next phase of the Additional Learning Needs provision which increases the level of in-house provision and seeks to reduce the reliance on out of county provision – by March 2023 		
<p>Associated Risks:</p> <ul style="list-style-type: none"> EY15 - Non-compliance with the Additional Learning Needs Education Tribunal (ALNET) Act 2018 EY04 - Increased financial costs to the Inclusion Service due to legal challenges EY05 - Insufficient financial resources to support children and young people’s emotional health EY16 - Failure to make statutory provision for learners with special educational needs due to resource availability EY19 - Insufficient local education provision to support learners with mental health needs EY20 - Increased number of Special Educational Needs Tribunals due to inability to meet the statutory assessment process and accurately identify individual needs 		
Achievement Measures	Baseline Data (2021/22)	2022/23 Target
Percentage of schools maintaining progress against key milestones in the ALN reforms	85%	100%

Theme: Education and Skills

Well-being Objective: Enabling and supporting learning communities

What we will do in 2022/23:

Priority	Definition	Lead Officer (s)
Welsh Education Strategic Plan (WESP)	Working with schools and partners to support the Welsh Government's strategy to enable one million Welsh speakers by 2050	Chief Officer Education and Youth
<p>Achievement Actions:</p> <ul style="list-style-type: none"> Continuing to increase the capacity and take up of Welsh medium education to achieve Welsh Government targets - by March 2023 Continue to improve the Welsh language skills of employees in schools to more effectively support learners and the delivery of the curriculum - by March 2023 Providing targeted support and intervention to schools to raise standards and promote bilingualism – by March 2023 Extending the range of youth services delivered bilingually to encourage young people to retain and use their Welsh language skills into early adulthood by March 2023 Embedding the role of the Integrated Youth Provision Welsh language coordinator – by March 2023 <ul style="list-style-type: none"> Ensuring all digital and face to face youth and play provision has an increasing bilingual offer which supports the expansion of the Council's Welsh Language immersion programme – by March 2023 		
<p>Associated Risks:</p> <ul style="list-style-type: none"> EY17 - Failure to meet the statutory targets in the Welsh in Education Strategic Plan due to insufficient parental take up of Welsh medium education EY28 - Ineffective school leadership results in standards of Welsh in schools falling below the national average 		
Achievement Measures	Baseline Data (2021/22)	2022/23 Target
Number of pupils in year 1 in Welsh medium education	N/A	130
Number of Year 11 pupils studying Welsh	N/A	103

Theme: Education and Skills

Well-being Objective: Enabling and supporting learning communities

What we will do in 2022/23:

Priority	Definition	Lead Officer (s)
Well-being	Working with schools and partners to provide opportunities for children, young people and the education workforce to engage in activities which support their emotional health and well-being	Chief Officer Education and Youth
<p>Achievement Actions:</p> <ul style="list-style-type: none"> Rolling out the National Framework for Embedding a Whole School Approach to Emotional Health and Wellbeing in all Flintshire schools – by March 2023 Supporting all secondary schools to complete the School Health Research Network survey in 2022 <ul style="list-style-type: none"> Developing action plans based on the findings, particularly in relation to Emotional Health and Wellbeing – by March 2023 Meeting the requirements under Wellbeing Whole School Approach Development Fund for employee training and pupil engagement – by March 2023 Consolidating the Inspire Youth Work Hospital Project which provides support to young people at risk of self-harming behaviour – by March 2023 Improving awareness of trauma informed practice with schools and Education and Youth employees – by March 2023 		
<p>Associated Risks:</p> <ul style="list-style-type: none"> Y05 - Insufficient financial resources to support children and young people's emotional health Y19 - Insufficient local education provision to support learners with mental health needs 		
Achievement Measures	Baseline Data (2021/22)	2022/23 Target
Number of schools who have enrolled with the National Nurturing Schools Programme and completed the training	15	15

Mae'r dudalen hon yn wag yn bwrpasol

Council Plan 2022/23

Theme Name	Poverty	Allocated Chief Officer	Allocated Overview & Scrutiny Committee
Description/ Well-being Objective	Protecting people from poverty by supporting them to meet their basic needs		
Income Poverty Definition: People on low income who are unable to meet day to day living costs	<ul style="list-style-type: none"> • Families are supported to be financially resilient by: <ol style="list-style-type: none"> a) Maximising the number of people signposted for support to facilitate longer term change - by March 2023 b) Ensuring that take-up to benefit entitlement is maximised in a timely way by processing claims efficiently - by March 2023 c) Maximising take-up of the Discretionary Housing Payments scheme and other financial support - by March 2023 d) Continuing to offer our community hub (Contact Centres) approach giving access to a range of programmes, services and agencies together in one place - by March 2023 	<ul style="list-style-type: none"> • Housing & Assets 	<ul style="list-style-type: none"> • Lead - Corporate Resources • Sub Lead - Community Housing and Assets
Child Poverty Definition: Children who do not have access to adequate food, clothing, shelter and education to lead a healthy and active life	<ul style="list-style-type: none"> • The cost of sending children to school is reduced by: <ol style="list-style-type: none"> a) Making the processes for claiming free school meals as simple and straightforward as possible to increase the percentage of take-up against entitlement - by March 2023 b) Encouraging take-up of free school breakfast for year seven pupils eligible for free school meals - by March 2023 c) Maximising take-up of the school uniform grant – by March 2023 d) Developing a network of school uniform exchanges across the county supported by enhanced web and social media promotion – by March 2023 	<ul style="list-style-type: none"> • Education & Youth • Aura Leisure & Libraries MD / Chief Executive 	<ul style="list-style-type: none"> • Lead - Corporate Resources • Sub Lead - Education, Youth and Culture

<p style="writing-mode: vertical-rl; transform: rotate(180deg);">Tudalen 306</p>	<ul style="list-style-type: none"> • Free access to books, ICT networks, devices and library services are maintained by: <ul style="list-style-type: none"> a) Maintaining the network of seven libraries in partnership with Aura - by March 2023 b) Increasing usage of online resources for children and young people - by March 2023 • Children have access to play opportunities by: <ul style="list-style-type: none"> a) Ensuring children have access to staffed open-access playwork projects in local communities - by March 2023 b) Ensuring children have access to well-maintained outdoor play areas which offer a varied and rich play environment - by March 2023 • Working with partners to ensure children in areas of social deprivation have access to food, exercise and enrichment schemes during school holidays – by March 2023 • Ensuring children have the opportunity to access meaningful community sports programmes (which impact on a range of issues including anti-social behaviour, child sexual exploitation, drug and alcohol prevention and County Lines) – by March 2023 • Providing children with access to well-maintained outdoor play areas which offer a varied and rich play environment – by March 2023 • Maintaining access to Free Swimming to help tackle health inequalities – by March 2023 		
<p>Food Poverty</p> <p>Definition: People who are not able to access food</p>	<ul style="list-style-type: none"> • Everyone in Flintshire has access to affordable, good fresh food by: <ul style="list-style-type: none"> a) Developing a “Well Fed at Home service” - by December 2022 	<ul style="list-style-type: none"> • Housing & Assets 	<ul style="list-style-type: none"> • Lead - Corporate Resources • Sub Lead - Community Housing and Assets

<p>that meets their daily nutritional needs and requirements</p>	<p>b) Continuing to develop delivery of a “Hospital to Home” meals service - by March 2023 c) Introducing a transported and delivered food service “Mobile Meals” to those who are vulnerable - by March 2023</p>		
<p>Fuel Poverty</p> <p>Definition: Households that have higher than average fuel costs and meeting those costs will cause them to experience poverty</p> <p>Affordable and accessible housing</p> <p>Personal and Community Well-being</p>	<ul style="list-style-type: none"> Reducing the risk of fuel poverty for residents by increasing the energy efficiency of homes - by March 2023 Linked to Affordable and accessible housing Engaging, supporting and referring vulnerable households to reduce fuel poverty and improve health and wellbeing - by March 2023 Linked to Personal and Community Well-being 	<ul style="list-style-type: none"> Planning, Environment & Economy 	<ul style="list-style-type: none"> Lead - Corporate Resources Sub Lead - Environment & Economy
<p>Digital Poverty</p> <p>Definition: Inability to interact fully in a digital world when, where and how an individual needs to.</p>	<ul style="list-style-type: none"> Support people to use digital technology through promotion of suitable training to develop digital skills and confidence in the communities we serve – by March 2023 Provide free of charge public access to the internet and devices where necessary at Flintshire Connects Centres, Aura library services and the four leisure centres – by March 2023 Increasing loans of devices through the Aura Digital Access Scheme - by March 2023 Increasing take-up of digital learning opportunities supported by Aura - by March 2023 	<ul style="list-style-type: none"> Governance Aura Leisure & Libraries MD / Chief Executive 	<ul style="list-style-type: none"> Lead - Corporate Resources

Theme Name	Affordable and Accessible Housing	Allocated Chief Officer	Allocated Overview & Scrutiny Committee
Description/ Well-being Objective	Housing in Flintshire meeting the needs of our residents and supporting safer communities		
Housing support and homeless prevention Definition: Offering support to people to retain their housing and live well and avoiding homelessness	<ul style="list-style-type: none"> • Commissioning a wide range of housing related support that meets the needs of the people of Flintshire - by March 2023 • Promoting housing support and homeless prevention services with our residents and partners - by March 2023 • Ensuring a multi-agency partnership approach to homeless prevention and develop a culture where homelessness is “everyone’s business” - by March 2023 • Ensuring when homelessness does occur it is rare, brief and non-recurring - by March 2023 • Developing and extending our Housing First and Rapid Rehousing approaches for those who do experience homelessness - by March 2023 • Remodelling the “emergency beds” Homeless Hub accommodation offer and service delivery - by March 2023 • Exploring opportunities to develop a young person’s homeless hub offering accommodation and support services - by March 2023 	<ul style="list-style-type: none"> • Housing & Assets 	<ul style="list-style-type: none"> • Community Housing & Assets
Housing Needs and Housing Options Definition: Helping people to explore their housing options so they can access the right	<ul style="list-style-type: none"> • Promoting the Single Access Route to Housing (SARTH), Common Housing Register, Affordable Housing Register and Housing Support Gateway within the community and with professionals - by March 2023 • Developing self-service approaches that enable people to identify their own housing options through online support - by March 2023 	<ul style="list-style-type: none"> • Housing & Assets 	<ul style="list-style-type: none"> • Community Housing & Assets

<p>homes to meet their needs</p> <p>Poverty</p>	<ul style="list-style-type: none"> • Piloting a risk assessment process to identify pre tenancy support needs to reduce risk of tenancy failure - by March 2023 Linked to Poverty • Reviewing our sheltered housing stock to ensure that it continues to meet the needs and aspirations of current and prospective tenants - by March 2023 		
<p>Social Housing</p> <p>Definition: Working with housing partners to develop and invest in affordable housing - with modern methods of construction, and a commitment towards carbon neutral</p> <p>Poverty</p> <p>Green and Environment</p>	<ul style="list-style-type: none"> • Working with housing association partners to build new social housing properties and additional affordable properties - by March 2023 • Increasing the Council's housing portfolio by building social housing properties and affordable properties for North East Wales (NEW) Homes - by March 2023 • Ensuring that the Council's housing stock meets the Welsh Housing Quality Standard and achieves a minimum SAP energy efficiency rating of 65 - by December 2022 Linked to Green and Environment • Developing plans for the de-carbonisation of Council homes in line with Welsh Government guidance to ensure their thermal efficiency is optimised and the cost of heating homes are minimised - by March 2023 Linked to Green and Environment, Linked to Poverty • Working with residents to ensure our communities are well managed, safe, and sustainable places to live - by March 2023 Linked to Green and Environment • Supporting our tenants to access technology and create sustainable digital communities - by March 2023 Linked to Poverty • Listening to our tenants and working with them to improve our services, homes and communities - by March 2023 	<ul style="list-style-type: none"> • Housing & Assets 	<ul style="list-style-type: none"> • Community Housing & Assets
<p>Private Rented Sector</p>	<ul style="list-style-type: none"> • Engaging with private sector tenants, giving them a voice and responding to their needs - by March 2023 	<ul style="list-style-type: none"> • Housing & Assets 	<ul style="list-style-type: none"> • Community Housing & Assets

<p>Definition: Supporting the private sector to raise standards in the management and condition of housing and promote tenancy sustainment in our communities</p>	<ul style="list-style-type: none"> • Working in partnership with landlords and private sector agents to better understand their needs - by March 2023 • Developing a “landlord offer” that encourages landlords to work with the Council to raise standards of property management and condition of homes where needed - by March 2023 • Improving access to private sector properties for those who are homeless, at risk of homeless and in housing need - by March 2023 • Mapping Houses of Multiple Occupation (HMO’s) across Flintshire to ensure legal minimum housing standards are met and to improve residents’ quality of life - by March 2023 		
<p>Empty Properties</p> <p>Definition: Bringing empty homes back into use to enhance the local housing market and improve our local communities</p> <p>Economy</p>	<ul style="list-style-type: none"> • Bringing empty homes back into use through the Empty Homes Loan - by March 2023 • Exploring opportunities to develop a project management service for non-commercial landlords to encourage take up of the Empty Home Loan Scheme - by March 2023 • Targeting ‘problem’ empty homes in our communities and using enforcement powers where appropriate to improve our communities and increase housing supply - by March 2023 • Exploring opportunities to maximise housing and revitalise our towns through the redevelopment of the High Street - by March 2023 Linked to Economy 	<ul style="list-style-type: none"> • Housing & Assets • Planning, Environment & Economy 	<ul style="list-style-type: none"> • Community Housing & Assets • Environment & Economy
<p>Theme Name</p>	<p>Green Society and Environment</p>	<p>Allocated Chief Officer</p>	<p>Allocated Overview & Scrutiny Committee</p>
<p>Description/ Well-being Objective</p>	<p>Limiting the impact of the Council’s services on the natural environment and supporting the wider communities of Flintshire to reduce their own carbon footprint.</p>		

<p>Carbon Neutrality</p> <p>Definition: A net carbon zero Council by 2030 and supporting wider decarbonisation actions across the County, making this central to Covid-19 recovery</p>	<ul style="list-style-type: none"> • Gathering information on annual Council greenhouse gas emissions to submit to Welsh Government and the Carbon Programme Board - by September 2022 • Reviewing the procurement policy to reduce greenhouse gas emissions from suppliers - by March 2023 • Developing plans towards net zero carbon for our assets in line with Welsh government guidance' – by March 2023 • Working with Flintshire's leisure and culture trust partners to reduce carbon emissions – by March 2023 	<ul style="list-style-type: none"> • Planning, Environment & Economy 	<ul style="list-style-type: none"> • Environment & Economy
<p>Climate Change Adaptation</p> <p>Definition: Be more resilient to the changes that have happened due to climate change and prepare for predicted future change</p>	<ul style="list-style-type: none"> • Reviewing the Council's Flood Risk Management Strategy – March 2023 • Reviewing the Council's Strategic Flood Consequences Assessment – November 2022 • Carrying out flood investigations and alleviation works where appropriate – March 2023 • Assessing the feasibility of schemes within land assets for resisting flood and drought while enhancing biodiversity and increasing carbon storage – March 2023 	<ul style="list-style-type: none"> • Planning, Environment & Economy 	<ul style="list-style-type: none"> • Environment & Economy
<p>Fleet Strategy</p> <p>Definition: Reducing the environmental impact of our fleet</p>	<ul style="list-style-type: none"> • Converting the authority's fleet to electric and alternative fuels (hydrogen etc) - by March 2023 	<ul style="list-style-type: none"> • Streetscene & Transportation 	<ul style="list-style-type: none"> • Environment & Economy
<p>Green Environment</p> <p>Definition:</p>	<ul style="list-style-type: none"> • Delivering an increase in canopy cover as part of the Urban Tree and Woodland Plan - by March 2023 	<ul style="list-style-type: none"> • Planning, Environment & Economy 	<ul style="list-style-type: none"> • Environment & Economy

<p>Enhance and increase biodiversity and trees to deliver multiple benefits for people, wildlife and the environment.</p>	<ul style="list-style-type: none"> • Enhancing the natural environment through the delivery of the Section 6 Environment Act Wales biodiversity duty - by March 2023 • Delivery of green infrastructure projects under the Local Places for Nature grant funding stream – March 2023 		
<p>Green Access</p> <p>Definition: The promotion, good management and protection of our green spaces to deliver multiple benefits to the environment and our residents and visitors</p>	<ul style="list-style-type: none"> • Exploring opportunities to develop the Flintshire Coast Park through the production of a scoping study – by March 2023 • Delivering the Rights of Way Improvement Plan with a focus to ensure improved access for all and the promotions of Walking for Health – by March 2023 	<ul style="list-style-type: none"> • Planning, Environment & Economy 	<ul style="list-style-type: none"> • Environment & Economy
<p>Renewable Energy</p> <p>Definition: The promotion and support of renewable energy opportunities across the Council Estate and wider communities.</p> <p>Economy</p>	<ul style="list-style-type: none"> • Assessing the feasibility of renewable energy and land assets and link to wider carbon ambitions - by September 2022 • Agreeing appropriate investment strategy for future renewable energy developments - by September 2022 Linked to Economy 	<ul style="list-style-type: none"> • Planning, Environment & Economy 	<ul style="list-style-type: none"> • Environment & Economy
<p>Active and Sustainable Travel Options</p>	<ul style="list-style-type: none"> • Promoting the use of public transport through the further development of the Council’s core bus network - by March 2023 Linked to Economy 	<ul style="list-style-type: none"> • Streetscene & Transportation 	<ul style="list-style-type: none"> • Environment & Economy

<p>Definition: Provide opportunities for increasing levels of walking and cycling (active travel) and enable access to other alternative and sustainable methods of travel</p> <p>Economy</p> <p>Personal and Community Well-being</p>	<ul style="list-style-type: none"> • Promoting multi modal transport journeys and the development of strategic transport hubs - by March 2023 Linked to Economy • Developing the County's electric car charging network - by March 2023 • Promoting active travel and further developing the County's walking and cycling network - by March 2023 Linked to Personal and Community Well-being 		
<p>Circular Economy</p> <p>Definition: Support and promote the Welsh Government's strategy to create a sustainable, circular economy in Flintshire</p> <p>Poverty</p> <p>Personal and Community Well-being</p> <p>Education and Skills</p> <p>Economy</p>	<ul style="list-style-type: none"> • Achieving Welsh Government recycling targets - by March 2023 • Developing and extending the Standard Yard Waste & Recycling Transfer Station - by March 2023 • Support and promote Re-Use and Repair initiatives in partnership with Refurbs Flintshire - by March 2023 Linked to Poverty, Linked to Personal and Community Well-being, Linked to Education and Skills • Promoting the option to reuse and repair unwanted items at Household Recycling Centres by partnering with local Charities or social enterprises- by March 2023 Linked to Poverty, Linked to Personal and Community Well-being, Linked to Education and Skills • Working in partnership, actively support and engage with community led groups by developing environmental and recycling initiatives - by March 2023 Linked to Poverty, Linked to Personal and 	<ul style="list-style-type: none"> • Streetscene & Transportation 	<ul style="list-style-type: none"> • Environment & Economy

	<p>Community Well-being, Linked to Education and Skills</p> <ul style="list-style-type: none"> Support local businesses in their efforts to reduce their carbon footprint and become more resource efficient - by March 2023 Linked to Economy 		
Theme Name	Economy	Allocated Chief Officer	Allocated Overview & Scrutiny Committee
Description/ Well-being Objective	Enabling a sustainable economic recovery and growth		
<p>Town Centre Regeneration</p> <p>Definition: Regenerate and re-invent our town centres</p> <p>Personal and Community Well-being</p> <p>Affordable and accessible housing</p>	<ul style="list-style-type: none"> Monitoring the health and vitality of town centres to support effective management and business investment decisions - by March 2023 Encouraging and supporting investment in town centre properties to facilitate more sustainable uses - by March 2023 Linked to Affordable and accessible housing Improving the environment in town centres - by March 2023 Supporting the growth of community enterprises in town centre locations - by March 2023 	<ul style="list-style-type: none"> Planning, Environment & Economy 	<ul style="list-style-type: none"> Environment & Economy
<p>Business</p> <p>Definition: Enable business continuity and encourage appropriate investment</p> <p>Green Society and Environment</p>	<ul style="list-style-type: none"> Engaging town centre small businesses and improve support packages available to them - by March 2023 Supporting small and/or local businesses to engage with public sector procurement opportunities - by March 2023 Engaging small businesses and improve support packages available to them - by March 2023 Supporting recovery of the County's street and indoor markets - by March 2023 	<ul style="list-style-type: none"> Planning, Environment & Economy 	<ul style="list-style-type: none"> Environment & Economy

	<ul style="list-style-type: none"> • Supporting growth of the local and regional food and drink business sector through marketing and collaborative projects - by March 2023 • Supporting recovery of the tourism and hospitality sectors and rebuild confidence in the industry - by March 2023 • Increasing the scale and impact of the social business sector - by March 2023 • Supporting local businesses in their efforts to reduce their carbon footprint and become more resource efficient - by March 2023 Linked to Green Society and Environment 		
<p>Transport Connectivity</p> <p>Definition: Develop and promote effective transport connectivity while supporting recovery and economic growth</p> <p>Poverty</p> <p>Green Society and Environment</p>	<ul style="list-style-type: none"> • Developing and delivering transport infrastructure improvements as part of North Wales Metro programme and the Council's Integrated Transport Strategy - by March 2023 Linked to Green Society and Environment • Ensuring Flintshire strategic transport priorities are well-represented in the Regional Transport Plan from the forthcoming Corporate Joint Committee development - by March 2023 Linked to Green Society and Environment 	<ul style="list-style-type: none"> • Streetscene & Transportation 	<ul style="list-style-type: none"> • Environment & Economy

<p>Digital Infrastructure</p> <p>Definition: Ensure the digital networks facilitate and support recovery and growth</p>	<ul style="list-style-type: none"> Starting delivery of the local plans within North Wales Growth Deal for digital infrastructure – by March 2023 Connecting further rural communities to improved digital infrastructure - by March 2023 	<ul style="list-style-type: none"> Planning, Environment & Economy 	<ul style="list-style-type: none"> Environment & Economy
<p>Local Development Plan (LDP) Targets</p> <p>Definition: Achieve LDP policy objectives for growth, protection and enhancement</p>	<ul style="list-style-type: none"> Ensuring timely adoption of the LDP once Inspector’s Report received - by December 2022 Monitoring overall Plan performance via the Annual Monitoring Report (AMR) and submit to Welsh Government - by March 2023 Maintaining and updating the LDP housing trajectory in line with planning decisions made - by March 2023 Making decisions at Planning Committee in line with the adopted LDP - by March 2023 Referencing the LDP growth strategy in early work on a North Wales Strategic Development Plan (SDP) - by March 2023 	<ul style="list-style-type: none"> Planning, Environment & Economy 	<ul style="list-style-type: none"> Environment & Economy
<p>Spending money for the benefit of Flintshire</p> <p>Definition: Grow our local economic vitality through social value commitments and procurement strategy</p>	<ul style="list-style-type: none"> Continuing to generate social value outcomes through the Council’s procurement activities – By March 2023 Supporting supply chain partners to convert their social value offerings through procurement commitments, into real and tangible benefits – By March 2023 Reviewing the Social Value Strategy to ensure broader social value commitments can be achieved – By March 2023 	<ul style="list-style-type: none"> Planning, Environment & Economy 	<ul style="list-style-type: none"> Environment & Economy

	<ul style="list-style-type: none"> Generating local spend to support economic growth through the inclusion of social value measures in procurement activity – By March 2023 		
Reducing worklessness Definition: Work with our partners to support individuals to gain employment Poverty	<ul style="list-style-type: none"> Co-ordinating a multi-agency approach to support businesses to recruit people from disadvantaged groups - by March 2023 Linked to Poverty Delivering mentoring and wider support programmes to assist disadvantaged people to re-engage with the labour market - by March 2023 Linked to Poverty 	<ul style="list-style-type: none"> Planning, Environment & Economy 	<ul style="list-style-type: none"> Environment & Economy
Theme Name	Personal and Community Well-being	Allocated Chief Officer	Allocated Overview & Scrutiny Committee
Description/ Well-being Objective	Supporting people in need to live as well as they can		
Independent Living Definition: People will be supported to live as independently as possible through the right type of support, when they need it.	<ul style="list-style-type: none"> Developing a plan to provide additional placements for step down care within our in house provision – by March 2023 Continuing to grow the Microcare market, utilising one Development Officer post – by March 2023 Developing an Early Years Strategy to ensure that all our children ages 0-7 have the best possible start in life and are able to reach their full potential –by March 2023 Plan for the relocation of Tri Ffordd supported employment project to a central site in Mold by March 2023 Supporting people to achieve their mental well-being outcomes by promoting personal and community well-being through open access courses delivered by the Learning Partnership by March 2023 	<ul style="list-style-type: none"> Social Services 	<ul style="list-style-type: none"> Social & Health Care

	<ul style="list-style-type: none"> Working in partnership with the Community Mental Health Team and Social Services Mental Health Support Service to develop clear pathways for individuals needing access to Mental Health services: Clear pathways established - by 31 March 2023 		
<p>Safeguarding</p> <p>Definition: Implement and promote the new safeguarding procedures so our employees understand how they can help safeguard people in the community</p>	<ul style="list-style-type: none"> Continuing to promote the corporate e-learning package – by March 2023 Preparing for the implantation of the new Liberty Protect Safeguard procedures – by March 2023 	<ul style="list-style-type: none"> Social Services Chief Executive 	<ul style="list-style-type: none"> Lead - Corporate Resources Sub Lead - Social & Health Care
<p>Direct Provision to support people closer to home</p> <p>Definition: The services we provide so people can access the support they need in their local community</p>	<ul style="list-style-type: none"> Setting up a registered Children’s Home to help avoid the need for residential placements outside Flintshire - by March 2023 Continuing to growing our in-house homecare service to support more people to live at home - by March 2023 Continuing to growing our in-house fostering service to support more looked after children - by March 2023 Developing an action plan for the progression of the advocacy priority – by March 2023 	<ul style="list-style-type: none"> Social Services 	<ul style="list-style-type: none"> Social & Health Care
<p>Local Dementia Strategy</p> <p>Definition:</p>	<ul style="list-style-type: none"> Establishing a Dementia Strategy Implementation Group, to include representation from people with lived experience – by March 2023 	<ul style="list-style-type: none"> Social Services 	<ul style="list-style-type: none"> Social & Health Care

Continuing to improve the lives of people living with dementia in Flintshire			
<p>A well-connected, safe and clean local environment.</p> <p>Definition: Resilient communities where people feel connected and safe</p> <p>Green Society and Environment</p> <p>Tudalen 319</p>	<ul style="list-style-type: none"> Protecting residents and our environment from pollution and other public health and safety hazards by achieving the Streetscene Standard - by March 2023 Working in partnership, actively support and engage with community led groups by developing Local Environmental Quality initiatives - by March 2023 Linked to Green Society and Environment Working with two local communities to inform a long term vision and delivery plan for using the Flexible Funding Grant programme to achieve positive outcomes for people – by March 2023 Contributing to Public Health Wales’ priorities through partnership working with Aura by: <ul style="list-style-type: none"> Improving mental well-being and resilience – by March 2023 Promoting healthy behaviours – by March 2023 Securing a healthy future for the next generation – by March 2023 	<ul style="list-style-type: none"> Lead - Planning, Environment & Economy Supported by other Chief Officers 	<ul style="list-style-type: none"> Lead - Environment & Economy Other committees to pick up other priorities
Theme Name	Education and Skills	Allocated Chief Officer	Allocated Overview & Scrutiny Committee
Description/ Well-being Objective	Enabling and Supporting Learning Communities		
<p>Educational Engagement and Achievement</p> <p>Definition:</p>	<ul style="list-style-type: none"> Maintaining support for settings and schools with rollout of the revised curriculum for pupils from 3-16 which better prepares them for their future lives and employment – by March 2023 	<ul style="list-style-type: none"> Education & Youth 	<ul style="list-style-type: none"> Education, Youth & Culture

<p>Providing diverse learning opportunities to support educational achievement in schools and communities</p>	<ul style="list-style-type: none"> • School employees continuing to access the GwE professional learning offer and engage in cluster working – by March 2023 • Embedding the revised processes and procedures in relation to attendance and exclusion, using data to better inform and target interventions at both a pupil and school level – by March 2023 • Working with schools to support development and implementation of flexible and bespoke educational packages to improve attendance and engagement – by March 2023 		
<p>Digital Learning Opportunities</p> <p>Definition: Supporting education engagement and achievement through proactive use of accessible digital media</p> <p>Poverty</p> <p>Personal and Community Well-being</p>	<ul style="list-style-type: none"> • Supporting schools and wider education services to increase their digital offer for children and young people - by March 2023 • Upskilling employees within the Education & Youth Portfolio through access to the GwE professional learning offer and other appropriate training opportunities – by March 2023 • Embedding the delivery plan for Integrated Youth Services by maintaining focus on increased digital engagement- by March 2023 • Continuing to increase the range of digital material hosted on the North East Wales Archive website and other digital services to encourage greater participation - by March 2023 • Continuing to monitor schools' provision for learners who are 'digitally disadvantaged' – by March 2023 • Supporting schools to maximise their available hardware via the national Hwb programme and to ensure sustainable funding plans in place – by March 2023 • Increasing take-up of digital learning opportunities supported by Aura - by March 2023 Linked to Poverty 	<ul style="list-style-type: none"> • Education & Youth • Aura Leisure & Libraries MD 	<ul style="list-style-type: none"> • Education, Youth & Culture

	<ul style="list-style-type: none"> • Providing community training for online learning platforms in a partnership with Aura and Adult Community Learning - by March 2023 		
<p>Learning Environments</p> <p>Definition: Creating aspirational and flexible learning environments</p>	<ul style="list-style-type: none"> • Starting construction of the proposed 3-16 campus at Mynydd Isa - by March 2023 • Consult on increasing capacity of Drury CP and Penyffordd CP schools through the School Organisation Code – by March 2023 • Commissioning a contractor and start design and development process for Drury CP and Penyffordd CP – by March 2023 • Seeking Council approval to progress Band B Wales Government 21st Century Schools Investment Programme - by March 2023 • Progressing the development of a new premises plan for the North East Wales Archive – by March 2023 	<ul style="list-style-type: none"> • Education & Youth 	<ul style="list-style-type: none"> • Education, Youth & Culture
<p>Learning Community Networks</p> <p>Definition: Supporting our learning communities to engage and achieve through extensive partnership working unpinned by common safeguarding practices</p> <p>Personal and Community Well-being</p>	<ul style="list-style-type: none"> • Continuing to consolidate the joint working between Flintshire County Council and Denbighshire County Council through the North East Wales Archive to provide a sustainable and resilient service – by March 2023 • Developing the Delivery Plan for Adult Community Learning to increase engagement and improve skills within local communities – by March 2023 • Developing a Supporting Learners strategy to increase levels of engagement and provide appropriate progression routes to further engagement, study or employment – by March 2023 • Expanding the adult learning offer to reflect national, regional and local priorities in order to provide the skills required through partnership planning – by March 2023 • Working with Adult Community Learning and Flintshire Learning Recovery & Wellbeing Network 	<ul style="list-style-type: none"> • Education & Youth 	<ul style="list-style-type: none"> • Education, Youth & Culture

	<p>Partners to share best practice and maximise opportunities for learning within the community with opportunities to be available in all Aura libraries - by March 2023</p> <ul style="list-style-type: none"> • Working in partnership with Open University Wales to support and signpost library users to Open Learn courses and subsequent learning pathways with Open Learn Champions in each library - by March 2023 • Working in partnership with Aura to provide Alternative Provision to young people excluded from school to help gain meaningful qualifications – by March 2023 • 		
<p>Specialist Educational Provision</p> <p>Definition: Extending local capacity to support learners with additional learning needs (ALN)</p>	<ul style="list-style-type: none"> • Implementing Year two of the Transformation plan for children and young people with additional learning needs, in line with Welsh Government legislation and associated guidance – by March 2023 • Further defining and embedding the menu of outreach support and training to be offered to schools via Plas Derwen Pupil Referral Unit – by March 2023 • Developing a strategic proposal for the next phase of the Additional Learning Needs provision which increases the level of in-house provision and seeks to reduce the reliance on out of county provision – by March 2023 	<ul style="list-style-type: none"> • Education & Youth 	<ul style="list-style-type: none"> • Education, Youth & Culture
<p>Welsh Education Strategic Plan (WESP)</p> <p>Definition: Working with schools and partners to support the Welsh</p>	<ul style="list-style-type: none"> • Continuing to increase capacity and take up of Welsh medium education to achieve Welsh Government targets – by March 2023 • Continuing to improve Welsh language skills of employees in schools to more effectively support learners and the delivery of the curriculum – by March 2023 	<ul style="list-style-type: none"> • Education & Youth 	<ul style="list-style-type: none"> • Education, Youth & Culture

<p>Government's strategy to enable one million Welsh speakers by 2050</p>	<ul style="list-style-type: none"> • Providing targeted support and intervention to schools to raise standards and promote bilingualism – by March 2023 • Extending the range of youth services delivered bilingually to encourage young people to retain and use their Welsh language skills into early adulthood – by March 2023 • Embedding the role of the Integrated Youth Provision Welsh language coordinator – by March 2023 <ul style="list-style-type: none"> ○ Ensuring all digital and face to face youth and play provision has an increasing bilingual offer which supports the expansion of the Council's Welsh Language immersion programme – by March 2023 		
<p>Well-Being</p> <p>Definition: Working with schools and partners to provide opportunities for children, young people and the education workforce to engage in activities which support their emotional health and well-being</p>	<ul style="list-style-type: none"> • Rolling out the National Framework for Embedding a Whole School Approach to Emotional Health and Wellbeing in all Flintshire schools – by March 2023 • Supporting all secondary schools to complete the School Health Research Network survey in 2022 <ul style="list-style-type: none"> ○ Developing action plans based on the findings, particularly in relation to Emotional Health and Wellbeing – by March 2023 • Meeting the requirements under Wellbeing Whole School Approach Development Fund for employee training and pupil engagement – by March 2023 • Consolidating the Inspire Youth Work Hospital Project which provides support to young people at risk of self-harming behaviour – by March 2023 • Improving awareness of trauma informed practice with schools and Education and Youth employees – by March 2023 • 	<ul style="list-style-type: none"> • Education & Youth 	<ul style="list-style-type: none"> • Education, Youth & Culture

Mae'r dudalen hon yn wag yn bwrpasol

Eitem ar gyfer y Rhaglen 7



CABINET

Date of Meeting	Tuesday, 12 th July 2022
Report Subject	Results of the Consultation on the Digital Strategy
Cabinet Member	Cabinet Member for Governance and Corporate Services including Health and Safety and Human Resources
Report Author	Chief Officer (Governance)
Type of Report	Strategic

EXECUTIVE SUMMARY

A draft version of The Council's refreshed Digital Strategy, Digital Flintshire 2021-2026 was approved by Cabinet in July 2021 pending consultation. The revised strategy incorporates our learning, experiences, growth and ambition since Digital Flintshire was first published in 2016. It also features, as a separate theme, the objective to help reduce the exclusion that can be suffered without access the skills, devices or connectivity needed to take advantage of digital services.

The strategy was sent to a wide range of stakeholder groups and a consultation was published on the website. 179 responses were received all of which indicated support for the strategic aims and ambitions of the Council.

Following consultation additional wording has been proposed to incorporate some elements of feedback and a draft response has been prepared for publication.

RECOMMENDATIONS

1	That the consultation results are welcomed
2	That the refreshed Digital Strategy for 2021-2026 is approved with the additional amendments suggested in this report.
3	That the Chief Officer Governance has authority to finalise the policy in consultation with the Cabinet Member for Governance and Corporate Services including Health and Safety and Human Resources.

REPORT DETAILS

1.00	EXPLAINING DIGITAL FLINTSHIRE
1.01	<p>The Council's draft Digital Strategy, Digital Flintshire 2021-2026, was approved at Cabinet in July 2021 and comprises of 8 main themes</p> <ul style="list-style-type: none">• Digital Customer• Digital Workforce• Digital Business and Connectivity• Digital Partnership• Information Management• Digital Delivery• Digital Inclusion• Digital Learning and Culture <p>Each theme is led by a senior manager and is underpinned by a set of core principles and high-level actions which are reflected within the Digital Strategy.</p> <p>The Digital Strategy Project Plan contains a list of all projects within the Digital Strategy which are assigned to a theme and reported against. It also collates the costs of the projects for the purposes of financial planning.</p> <p>The revised strategy is attached at Appendix 1.</p>
1.02	<p>Consultation was undertaken during the period November 1st, 2021, up until, and including January 31st, 2022.</p> <p>Consultation was open to all and undertaken by engaging with:</p> <ul style="list-style-type: none">- Members of the public- Members of the workforce- Specific user groups identified <p>179 responses were collated with the majority of respondents agreeing or strongly agreeing with the aims of the strategy.</p> <p>The digital interactive consultation document is attached at Appendix 2. A summary of the consultation responses is at Appendix 3 and the detailed responses are at Appendix 4.</p>
1.03	<p>Feedback indicated four main areas of focus for respondents. These areas are largely being addressed as part of cross-cutting projects or themes within the Digital Strategy and will continue to be prioritised as we progress.</p> <p>Planning and information</p> <p>Several responses suggested that there should be:</p> <ul style="list-style-type: none">• Visibility of a roadmap and timescales for implementation• Transparency around costs and impacts on services

We will publish a roadmap for the strategy and continue to report on progress and updates via the Council's Digital Hub and blog posts periodically throughout the year. The Digital Strategy Project Plan includes tentative costings for all projects which will be fed into the Medium Term Financial Strategy.

Inclusion and accessibility

A high number of responses focussed on

- Ensuring people who cannot access online services are not excluded
- Helping people to engage in the digital world by helping to provide access to connections, devices and training

Digital Inclusion is a new wrap-around theme within the revised strategy and continues to be a primary consideration for all projects moving forwards, putting customers at the heart of service delivery. The Council's Digital Hub provides access to a wide range of resources including free training, access to devices and signposting to our Connects Centres, Libraries and other community initiatives. This programme of support will be further enhanced during this year to include dedicated volunteers trained to support people to engage in a digital world, complemented by digital surgeries within our Connects Centres.

To address digital poverty, our Connects Centres will also become "Online Centres" dedicated to supporting local communities including access to a national data bank. Flintshire is aiming to be the first Council in Wales to provide free data sims to people facing digital poverty in partnership with the Good Things Foundation.

The Social Services Workforce Development Strategy for 2022/23 has been shaped by the learnings taken from working practices adopted during the pandemic. It has led to the accelerated use of digital technology to deliver learning and development. The Workforce Development Team have included digital inclusion in their 2022/23 priorities and will be working to increase the digital skills of the social care workforce (both in-house staff and the wider independent and 3rd sector care workers). The team will be delivering digital skills workshops and increasing the availability of laptops and tablets to allow greater access to e-learning and virtual classroom session particularly for staff in the independent and 3rd sectors in Flintshire.

Connectivity

The highest number of responses said the Council should be

- Working to provide better connectivity in the County

Work on the LFFN programme is in the final stages with fibre ducting being installed in a steadily reducing number of remaining sites across the County. We are now focusing on the Digital Infrastructure element of the North Wales Growth Deal, seeking to ensure our residents, business and visitors have better connections throughout the County.

Website and service provision

A number of responses suggested we should be:

- Ensuring online services are easy to use

	<ul style="list-style-type: none"> • Ensuring information online is up-to-date and relevant • Designing services based on customer needs <p>A website group has been re-established to ensure that the website is improved e.g. updating online content, and maintaining links. We will also continue to streamline and update the website, improve search functionality and ensure it is accessible across all devices (the majority of website hits are from smart phones). A forward work programme to review website content is being developed and will be supported by our Higher Level Trainees who have introduced modern ideas since the consultation including the Digital Hub and Elections Hub.</p>
1.04	<p>The Council has received significant investment (circa £5m) over the last 3 years from Welsh Government for infrastructure and devices in schools. This has given a huge boost to the delivery of IT skills as well as enabling the blended learning that was so essential during lockdown. The revised strategy already sets out our aspirations for improving the use of digital technology in schools, but it could be clearer on demarcation of responsibilities between the Council and the schools themselves.</p> <p>Further the revised strategy could be clearer on some aspects of the governance arrangements under the Digital Strategy Board.</p> <p>Additional wording to reflect these points is proposed for the revised strategy is at Appendix 5.</p>
1.05	<p>It is good practice to publish a response to consultations so that it clear to those who have taken the time to reply:</p> <ol style="list-style-type: none"> 1) whether the Council accepts their representations; 2) the extent to which their representations will be taken on board; and 3) how their representations have helped to shape the strategy <p>A draft response to the respondents is attached at Appendix 6.</p>

2.00	RESOURCE IMPLICATIONS
2.01	<p>Work is continually ongoing to ensure that the projects and ambitions within the strategy have accurate costings assigned with the Digital Project Plan. This will feed in to the Medium Term Financial Strategy and ensure that any potential funding gaps are identified as early as possible.</p> <p>It is already clear that the level of ambition within the Council and expectation from residents outstrips the available funding and capacity of the IT Service to support new projects alongside day-to-day delivery and necessary renewals of software/hardware (so called “keeping the lights on”). Only those projects which are a clear priority can be taken forward and portfolios will assist in prioritising and managing conflicting priorities.</p>
2.02	<p>The revised strategy contains the digital standards which ensure that only those projects which advance our strategic aims are progressed. Also, part of the role of the Digital Strategy Board is to assess the priority to be allocated to projects within available finance and IT capacity.</p>

2.03	Digital projects are also very demanding of transformation capacity within the services themselves so that existing work practices are amended to maximise the benefit that can be derived from any new software. Such projects need to be carefully dovetailed into the existing commitments of services to ensure that sufficient capacity exists and to minimise disruption to service users.
2.04	An action plan showing the start and end dates for projects is included within the revised strategy. This is a live document and is constantly adjusted in light of changing demands (such as emergencies or the previously unannounced termination of a piece of software). Portfolios are closely involved in ranking the importance of projects to help develop that sequencing plan.

3.00	IMPACT ASSESSMENT AND RISK MANAGEMENT	
3.01	Ways of Working (Sustainable Development) Principles Impact	
	Long-term	Positive
	Prevention	Recognising that our population is aging and becoming more diverse, digital services mean more focus can be given to supporting those more in need of support. Recognising the threat of climate change, more flexible working practices mean less journeys impacting on Co2 emissions and air quality.
	Integration	Easy access to information and ability to easily manage day-to-day tasks digitally can help people to be self-reliant and prevent loss of independence.
	Collaboration	Consultation results have underpinned the strategy and ongoing programmes of learning from feedback from citizens and users will inform future development.
	Involvement	Benefits across the wellbeing goals from improved digital services e.g. an equal Wales. Working with our partners to deliver digital services that enable Health and Social Care Integration e.g. Single Point of Access (SPOA).
	Well-being Goals Impact	
	Prosperous Wales	Improving local infrastructure to support developing businesses. Helping local people gaining relevant skills.

	Resilient Wales	Changing working practices and developing skills for more resilient services and communities as the population and climate changes in the long-term.
	Healthier Wales	Timely access to information to ensure support can be provided promptly preventing further deterioration, supported by real time information.
	More equal Wales	Flexible services, responsive to the needs of the most vulnerable.
	Cohesive Wales	Supporting improved internet connectivity so that information is easily and reliably available to enable all communities to be well-connected, informed and involved in their local area.
	Vibrant Wales	Ensuring all services and information are provided bilingually.
	Globally responsible Wales	More digital services reduces the need for journeys and resources such as fuel and paper, reducing Co2 emissions and use of resources.
Risks are logged, recorded and monitored by the Digital Strategy Board and included in the Corporate Risk Register where required.		

4.00	CONSULTATIONS REQUIRED/CARRIED OUT
4.01	A Member briefing took place on 28 th June 2021. The strategy has been considered by the Corporate Resources Overview and Scrutiny Committee. As described within the body of the report there has been public consultation as well.

5.00	APPENDICES
5.01	Appendix 1 – Digital Flintshire 2021-2026 Appendix 2 – Digital Flintshire Interactive Document PDF Appendix 3 – Consultation Results – Executive Summary Appendix 4 – Consultation Results Appendix 5 – Digital Strategy 2021-2026 – Additional Wording Appendix 6 – Consultation Response

6.00	LIST OF ACCESSIBLE BACKGROUND DOCUMENTS
6.01	<p>Digital Strategy for Wales – publication date 23 March 2021 https://gov.wales/digital-strategy-wales-html</p> <p>Local Digital Declaration - https://localdigital.gov.uk/declaration/</p> <p>Digital Flintshire Interactive - https://indd.adobe.com/view/f6f2bbb8-27e8-41a1-a566-32f5a0cddd08</p> <p>Digital Flintshire Hub - https://www.flintshire.gov.uk/en/Resident/Digital-Flintshire/Home.aspx</p> <p>Flintshire Digital Strategy - https://www.flintshire.gov.uk/en/Resident/Council-and-Democracy/Digital-Strategy.aspx</p> <p>The Hwb- https://hwb.gov.wales/</p>
7.00	CONTACT OFFICER DETAILS
7.01	<p>Contact Officer: Lisa McQuaide – Project Manager Telephone: 01352 702357 E-mail: lisa.mcquaide@flintshire.gov.uk</p>
8.00	GLOSSARY OF TERMS
8.01	<p>DSB: Digital Strategy Board - chaired by the Chief Officer for Governance and comprised of theme leads and portfolio representatives from across the Council</p> <p>Theme Lead: a senior manager responsible for overseeing and reporting against any projects which are assigned to their theme</p> <p>LFFN Programme – Local Full Fibre Network: a national programme to implement high quality broadband connections to key public buildings and sites, especially in “not spots”. The ducting to those buildings enable them to be connected to fibre broadband thus improving their connectivity. Additionally, the spare capacity within the ducts can be used by private providers enabling them to offer packages to local business and residents. The network is county wide but it delivers significant benefits in laying ducting to areas where the cost of fibre installation might otherwise have been prohibitive.</p> <p>HWB Programme: a national programme to invest in schools IT infrastructure and technology. The aim is to increase digital standards in schools across Wales by investing in a standard level of provision.</p> <p>Medium Term Financial Strategy: a written strategy which gives a forecast of the financial resources which will be available to a Council for a given period and sets out plans for how best to deploy those resources to meet its priorities, duties and obligations.</p>

Capital Funding: Capital funding is usually utilised to acquire or improve a long-term asset such as equipment or buildings.

Revenue Funding: is utilised for items that will be used within a year. Examples include salaries, heating, lighting, services and small items of equipment. Routine repairs are revenue expenditures and can include significant repairs that do not extend the life of the asset or do not improve the asset.

EdTech (Education Technology): IT tools, technological implementations and digital practices in the classroom

Digital Flintshire

Supporting Flintshire in a Digital World




2021 - 2026



Contents

Introduction	3	Digital Customer	12
What has changed?	4	Digital Workforce	13
Wider strategic context	5	Digital Business and Connectivity	14
Digital Strategy for Wales	5	Digital Partnership.....	15
Local Digital Declaration	6	Information and Data Management	16
Digital Standards	7	Digital Delivery	18
Links with Other Strategies	8	Digital Inclusion	19
Future Generations	9	Digital Learning and Culture	20
Socio-Economic Duty	10	Governance Arrangements	21
Digital Flintshire: The Vision	11		



Introduction

The Council adopted “Digital Flintshire” in 2017. Since that time much has changed within the Council and the wider world. At the time the strategy marked a change of direction and ownership; from a document being solely about the IT Services’ plans to a wider statement of the whole Council’s ambitions in the digital arena. As the Council’s understanding of what is digitally possible has grown, so too has the acceptance and demand for digital services, particularly following the imposition of different levels of lockdown in response to the coronavirus pandemic. It is now an appropriate time to review and revise the strategy in light of those changes and our experience.

In the four years since adopting the first iteration of Digital Flintshire the Council has made solid progress in delivering the aims and ambitions within that document. For example it has:

- Updated our website and developed our own Customer Relationship Management System (CRM) which has seen us process almost 200,000 electronic forms from customers over the past 3 years, many of which have integrated directly into our business systems providing an end-to-end digital experience
- Developed a customer account to enable customers to securely access services personal to them. These services have included school admissions, planning applications, garden waste schemes and a range of services for council tenants. To date we have in excess of 17,500 customers signed up for this service
- Implemented modern and up to date infrastructures within schools aligned to agreed national digital standards as part of the Welsh Government HWB programme, ensuring they meet the needs of schools and provide a solid foundation for the delivery of the curriculum

Our partners and other public sector bodies have made progress in delivering their ambitions that affect or support our own digital ambitions, for example, the North Wales Economic Ambition Board has been successful in securing a government grant to improve broadband connection speeds within the region.

The Council’s delivery of digital services accelerated during and as a result of the physical restrictions imposed to contain the coronavirus pandemic. With an already agile workforce, the Council was well placed for its employees to work from home wherever possible. The legislation governing Council committee and Cabinet meetings was swiftly amended and all meetings now take place virtually, which has opened up access to meetings that previously were little seen despite being open to the public. The widespread adoption of video conferencing, to complement existing agile technologies, has also had significant benefits in terms of reducing travel and the consequent carbon emissions whilst improving

productivity and work life balance for employees. It has also further supported the Council’s Asset Rationalisation Programme.

The demand for digital services has accelerated within the Council and those who use its services. Our experiences of what is now possible and acceptable has lifted our ambition and the Council has refreshed its long term ambitions in light of that experience, allocated additional resources to support the delivery of the action plan and recognise that further resourcing will be critical for the success of the strategy moving forward.

The strategic context for digital has developed within Wales. Welsh Government has published its own digital strategy and digital standards which set out expectations for local government on the digital transformation of services. We have built those standards into this document and signed up to the Local Digital Declaration to ensure that the Council keeps pace with other organisations in the public sector.

The Councils own policy context has also changed. The Council Plan has always had a strong emphasis on tackling the effects of poverty and exclusion, but the 2021/22 plan saw the inclusion of a specific theme on tackling digital poverty to ensure that no one is excluded by a lack of skills or access to digital technology. This has carried through into a new wrap-around theme within the digital strategy to ensure that digital inclusion is addressed as a consideration in all projects we undertake.



Tudalen 335

Introduction (continued...)

What has changed in the updated strategy?

The Council has:

- Removed those aspirations or milestones that have been completed and updated its ambitions and long term aims
- For the first time been able to include a clear action plan showing the timescale for project delivery
- Shown how the Digital Strategy delivers the aims and ways of working mandated under the Well-being of Future Generations Act
- Separated out some themes to give them greater clarity and reframed/refocused its aims around education, learning, culture and the arts
- Set out clear digital standards that all projects must meet if they are to be supported and delivered by IT Services



Digital Strategy for Wales

Since the first iteration of Digital Flintshire, Welsh Government has published its own [Digital Strategy for Wales](#), which sets out its vision for a consistent standard of digital public service. It contains 6 missions below which clearly overlap with the aims in this updated strategy:

Mission 1: Digital Services

Deliver and modernise services so that they are designed around user needs and are simple, secure and convenient

Mission 2: Digital Inclusion

Equip people with the motivation, access, skills and confidence to engage with an increasingly digital world, based on their needs

Mission 3: Digital Skills

Create a workforce that has the digital skills, capability and confidence to excel in the workplace and in everyday life

Mission 4: Digital Economy

Drive economic prosperity and resilience by embracing and exploiting digital innovation.

Mission 5: Digital Connectivity

Services are supported by fast and reliable infrastructure

Mission 6: Data and Collaboration

Services are improved by working together, with data and knowledge being used and shared

Local Digital Declaration

UK Government has also created a vision for the delivery of digital services called the [Local Digital Declaration](#). Signing the declaration is statement of intent to follow a common approach to delivering digital services, which will facilitate and increase collaboration and connections between different public bodies.



The 5 principles of the [Local Digital Declaration](#) are set out below and Flintshire will adopt these as its preferred way of working to deliver the ambitions and projects within Digital Flintshire:

1. We will go even further to redesign our services around the needs of the people using them. This means continuing to prioritise citizen and user needs above professional, organisational and technological silos.
2. We will 'fix our plumbing' to break our dependence on inflexible and expensive technology that doesn't join up effectively. This means insisting on modular building blocks for the IT we rely on, and open standards to give a common structure to the data we create.
3. We will design safe, secure and useful ways of sharing information to build trust among our partners and citizens, to better support the most vulnerable members of our communities, and to target our resources more effectively.
4. We will demonstrate digital leadership, creating the conditions for genuine organisational transformation to happen, and challenging all those we work with to embrace this Local Digital Declaration.
5. We will embed an open culture that values, incentivises and expects digital ways of working from every member of our workforce. This means working in the open wherever we can, sharing our plans and experience, working collaboratively with other organisations, and reusing good practice.

Digital Standards

National digital standards serve to provide a set of minimum design principles for digital services, specifying criteria that all digital services developed by public services must meet.

The Welsh [Digital Service Standards](#) “takes inspiration from other digital standards around the world” and targets 14 key criteria across 3 themes to achieve its vision:

1. Meeting users' needs
2. Creating good digital teams
3. Using the right technology

Scotland has published its [Digital First Service Standard](#), which sets out 22 different criteria that each project should meet to ensure that it is contributing to the vision created by the Scottish Government. As stated:

“The standard has 3 themes:

- user needs - focus on what your users want to do rather than the organisation's objectives or the mechanics of delivering your service
- technology - how you've built your service
- business capability and capacity - having the right team with enough time to maintain the service

The standard aims to make sure that services in Scotland are continually improving and that users are always the focus.”

Learning from these national standards, Digital Flintshire contains 12 key maturity points for consideration which ensure that any project undertaken within the Council will help to achieve the aims and objectives of the overall policy. These are:

Usability and Accessibility

1. Website content and online service
2. Relationship with the Flintshire 'My Account'
3. Omni-channel capabilities
4. Online payments
5. Online bookings
6. eSignatures

Data

7. Reporting – Management Information and Business Information
- 8 Data strategy links
9. Document management

Technology


10. Hosting requirements – cloud or on premise
11. Integration requirements
12. Mobile working



Links with Other Strategies

Digital Flintshire touches upon the work of the whole Council and needs to both influence and be influenced in turn by other corporate strategies if it is to be successfully delivered. The links and interdependencies with other strategies are as follows:

- **HR Strategy** – Digital Flintshire contains a specific theme on delivering digital processes for its employees. In turn it relies upon employee development, in accordance with the HR Strategy, to build and recruit digital skills within the workforce
- **Customer Strategy** – the Customer Strategy revolves around providing effective services at the first point of contact and enabling customers to self-serve wherever possible. Close integration between digital services provided on the website and the Council's own Customer Relationship Management (CRM) software enables employees in the Contact Centre to support customers if required
- **Environmental Strategy** – the Council has set the goal of becoming carbon neutral by 2030. Digital services remove the need for officers/residents to travel in order to deliver/access services thereby reducing the Council's carbon footprint. Increased data usage has its own carbon cost which is in turn mitigated by purchasing, or generating our own, green energy



Future Generations

This strategy will contribute towards progressing the well-being goals. Embracing digital innovation and improving access to faster broadband can lead to greater economic opportunities and the strategy has a theme directed to this end, thereby creating a more prosperous and resilient society. Equipping people with the digital skills they need and designing services around the user will also improve social cohesion, create a healthier and more equal society with well-connected communities and contribute to a thriving Welsh language.

Through supporting remote working, designing public services effectively, using data smartly and modernising the technology we use, we can support our ambition to reduce carbon usage (noting that through purchasing, or even generating our own, "green energy", this can offset the carbon cost of increased data usage).

Achieving real digital transformation of public services provides an opportunity to support the ways of working described in the Well-being of Future Generations Act. Digital services join up and integrate departments for residents so they can seamlessly conclude their request for service in a single process. Good engagement supports the design of user-facing services that prevent inefficiencies and inconsistent experience for the citizen. Designing services in an iterative, agile and user-focused way will ensure services are designed for the long-term.

Some examples of how the strategy is taking forward the Wellbeing of Future Generations Act:

Long term

Recognising that our population is aging and becoming more diverse, digital services mean more focus can be given to supporting those more in need of support. Recognising the threat of climate change, more flexible working practices mean less journeys impacting on CO2 emissions and air quality.

Preventative

Easy access to information and ability to easily manage day-to-day tasks digitally can help people to be self-reliant and prevent loss of independence.

Involvement

Consultation results have underpinned the strategy and ongoing programmes of learning from feedback from citizens and users will inform future development.

Integration

Benefits across the wellbeing goals from improved digital services e.g. an equal Wales. Working with our partners to deliver digital services that enable Health and Social Care Integration e.g. Single Point of Access (SPOA).

Collaboration

Working with schools to ensure children are equipped to thrive in a digital world. Working with partners to help build skills within the community and ensure access to digital services.

A prosperous Wales

Improving local infrastructure to support developing businesses. Helping local people gain relevant skills.

A resilient Wales

Changing working practices and developing skills for more resilient services and communities as the population and climate changes in the long-term.

A healthier Wales

Timely access to information to ensure support can be provided promptly preventing further deterioration, supported by real time information.

A more equal Wales

Flexible services, responsive to the needs of the most vulnerable.

A Wales of Cohesive communities

Supporting improved internet connectivity so that information is easily and reliably available to enable all communities to be well-connected, informed and involved in their local area

A Wales of vibrant culture and thriving language

Ensuring all services and information are provided bilingually.

A globally responsive Wales

More digital services reduces the need for journeys and resources such as fuel and paper, reducing CO2 emissions and use of resources.

Socio-Economic Duty

The Council recognises that inability to access digital services can disproportionately impact people from lower socio-economic groups, perpetuating or even exacerbating the disadvantages they face. This revised strategy seeks to tackle these issues through every theme, and also includes a theme aimed at specifically targeting these challenges.

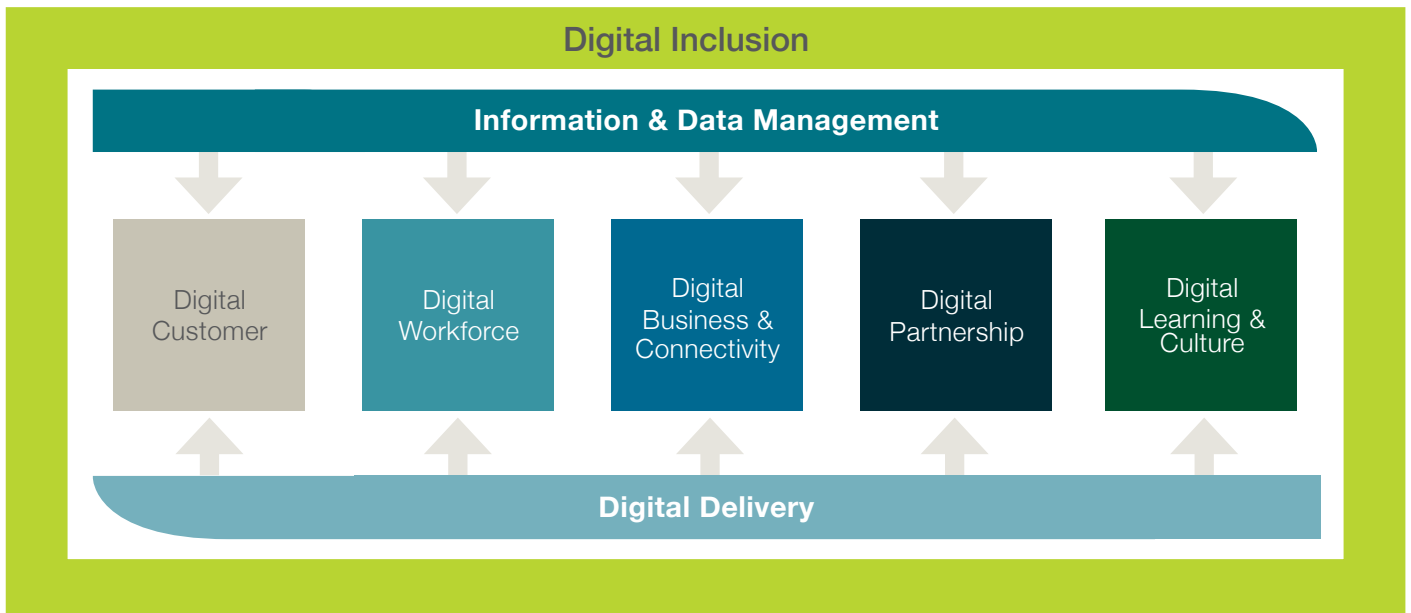


Tudalen 342

Digital Flintshire: The Vision

This digital strategy sets out how the Council will embrace the opportunities that digital technologies, innovation and information offer to ensure the effective delivery of modern, efficient public services by adopting the following principles:

- Using technology to offer customers increased flexibility in when and how they access our services
- Ensuring our customers have the access, skills and confidence to engage with an increasingly digital world, based on their needs - no one is left behind
- Providing and promoting accessible and inclusive digital services that are simple, secure and convenient enabling people to use the Welsh Language on a day-to-day basis
- Creation of a workforce which is efficient, informed, and able to interact confidently and effectively in a digital world
- Demonstrating digital leadership, creating conditions for genuine organisational transformation to take place and challenging those we work with to embrace this culture
- Working with and supporting our businesses to maximise and exploit opportunities that digital technology and innovation offers
- Using digital technology to work and collaborate with our partners efficiently and securely, including the effective sharing and use of data
- Ensuring that we treat Information as a key corporate asset ensuring it is compliant, accurate, relevant and secure so that we can use it to design and deliver more effective and efficient services
- Delivering a secure, reliable, resilient and cost effective digital infrastructure that is responsive to the needs of the Council and its customers



Digital Customer

“Empowering customers to use digital channels to access information, engage and complete a transaction.”



Principles:

- Our services will be modern, efficient and streamlined to meet the needs of customers
- Digital services will be simple, secure and convenient
- Our residents will be able to access high quality services in Welsh and English because they are designed bilingually from the outset
- Our services will have a consistent user experience and design
- Services that can be online will be available online and other channels will be available where they are needed
- People will choose to use digital services, increasing self-service interactions between customers and services
- No person is left behind as we embrace digital services, keeping digital inclusion at the heart of all we do

High Level Actions to Support Delivery:

No.	Action
1	Continue to develop modern, efficient and secure digital services
2	Ensure bilingual user experience in service design and delivery
3	Modernise online payment facilities
4	Create a Digital Hub for information, resources and support to help people to use digital services
5	Develop the use of social media as a channel to support service delivery
6	No person is left behind as we embrace digital services, keeping digital inclusion at the heart of all we do

Digital Workforce

Principles:

- We will ensure our employees have the digital tools and skills required to deliver services effectively and efficiently
- We will support changes in working practices that enable employees to work more transparently and flexibly
- We will unify our offline and online communications by keeping employees connected through their mobile devices to provide anywhere, anytime access to business tools and information
- Continue to support virtual work environments that allow employees to stay connected in virtual workplaces whilst balancing business needs and operational risks
- We will help to minimize spending and enhance productivity by providing employees with the right tools and right information at the right time
- We will support our employees to adopt digital change
- Ensuring we are able to design better processes and services, transforming and accelerating the move to digital delivery where this provides a better experience for our residents, businesses and visitors

“Equipping our workforce with the digital skills, capability and confidence required to deliver better, simpler services.”



High Level Actions to Support Delivery:

No.	Action
1	Continued implementation and development of agile and mobile technologies to enable employees to access business systems and information from any location
2	Development of mobile working to support service delivery
3	Implementation of collaboration and document management technologies
4	Appropriate workforce training to support use of digital technologies and systems
5	Undertake a Digital Workforce Skills Assessment for all existing and new employees
6	Extended provision of wireless in Council buildings
7	Development of e-learning modules to support workforce development in use of new and existing technologies and to promote compliance with information management legislation
8	Implementation of a new intranet with ability for whole workforce access
9	Continued development and rollout of self-service systems across workforce and schools e.g. HR and Payroll

Digital Business & Connectivity

“Working with and supporting our businesses to maximize and exploit opportunities that digital technology and innovation offers.”



Principles:

- We will promote and deliver projects that increase ultra-fast broadband and mobile coverage, enabling;
 - Our businesses to access new markets
 - Our residents to access employment, education and services
- We will promote and deliver projects that facilitate Internet of Things (IoT) deployment by public services and businesses

High Level Actions to Support Delivery:

No.	Action
1	Participate in the North Wales Growth Deal project to create a 5G infrastructure along strategic transport corridors and at key employment sites
2	Contribute to the development of a more streamlined policy framework for North Wales that makes it more cost effective for telecoms infrastructure companies to make investments
3	Participate in the North Wales Growth Deal project to expand rural broadband coverage
4	Complete installation of fibre connectivity to public buildings through the Local Full Fibre Network (LFFN) project
5	Provide officer resource to support rural households in identifying solutions to connectivity issues and to promote community broadband projects
6	Develop projects to improve connectivity at community facilities
7	Develop monitoring infrastructure in town centres to provide data to inform management and investment
8	Compile IoT (Internet of Things) use cases for public sector and businesses

Digital Partnership

“Digital technology will enable people and organisations to work together to design and deliver improved services.”



Principles:

- Digital technology will enable partners to deliver better, seamless, services and outcomes
- Appropriate data and knowledge will be shared and used by partners to develop and improve services
- There will be open and agile ways of working across partnerships, enabling co-located services
- We will maximise technologies which support and enable collaborative service delivery such as cloud and open systems
- We will work with partners to develop and procure established technology ensuring best value for money
- We will explore opportunities for alternative service delivery models with other public, private and third sector organisations

High Level Actions to Support Delivery:


No.	Action
1	<p>Establish a set of 'digital commitments' with our key partners to align our strategic direction, timelines and capacity, improving outcomes.</p> <p>Our ambition will include:</p> <ul style="list-style-type: none"> • the NHS and North Wales Police • schools and higher and further education organisations • Newydd and Aura (Alternative Delivery Models)
2	<p>Identify opportunities to work together on digital initiatives to get the most out of our data:</p> <ul style="list-style-type: none"> • develop consistency by agreeing and adopting common data and architecture standards and using platforms that will support the re-use of data and collaboration more generally • work with partners to identify data sources that can help create a rich and inclusive picture of society to inform service development and commissioning intentions
3	<p>Explore how SharePoint, or other technology, can be effectively deployed to support partnership working and outcomes whilst ensuring compliance to data and information governance standards</p>
4	<p>Develop a Blueprint for co-located services, and the associated infrastructure (e.g. telephony), to facilitate partnership working and seamless services for citizens. This will include co-location with Health, Police and 3rd sector organisations</p>
5	<p>Promotion and collaboration on regional and nation projects including:</p> <ul style="list-style-type: none"> • Phase 2 of All Wales Library Management System • Replacement of social care client and finance systems • Work to move to digital solutions for court work • Replacement system for schools • Procurement

Information & Data Management

Principles:

- People and organisations will have full confidence that their data is being treated responsibly, securely and ethically, in line with appropriate Information and Records Management legislation and by following industry best practice around Information Management and Security
- We will deliver better, seamless, services with improved outcomes due to data being used effectively and innovatively
- We will limit the amount of times citizens need to provide the same information by developing improved data mapping across the Council to support easy and secure use and reuse of data to deliver joined-up services
- We will make our data available so that it can be accessed by people and organisations that need it, when they need it, in a format that is easy to use
- We will design safe, secure and useful ways of sharing information to build trust among our partners and citizens, to better support the most vulnerable members of our communities, and to target our resources more effectively
- We will treat information as a key corporate asset to support improved decision making and best use of resources

“We can improve the services provided to the public by working together and ensuring that our information and data is used effectively, well-organised, protected and gets to where it needs to go.”



Information & Data Management

High Level Actions to Support Delivery:

No.	Action
1	Develop an Information and Data Management Strategy that considers the needs of our citizens, demands of the business, industry best practice and changes in technology and legislation
2	<p>Ensure that we meet our legislative and ethical obligations in the way that we manage our information, building the trust of our citizens and partners e.g.:</p> <ul style="list-style-type: none"> • Data Protection Legislation • Freedom of Information Act 2000 • Environmental Information Regulations 2004 • Public Services Network (PSN) Accreditation • Cyber Essentials Accreditation
3	<p>Reduce both the physical and financial burden of information and data storage on the council whilst maintaining compliance:</p> <ul style="list-style-type: none"> • Contracts review for storage and destruction • Review of corporate fileshare as part of O365 migration • Maximise opportunities for the re-use of information • Reduce duplication of information
4	<p>Use of technology to enable more efficient management and information sharing within the Council and with its partners:</p> <ul style="list-style-type: none"> • Implementation of SharePoint and associated technologies to support improved records management and information sharing • Develop a strategic framework for information sharing
5	<p>Maximise the potential that improved Information Management offers in terms of improving business efficiency, resource planning and reduction of failure demand:</p> <ul style="list-style-type: none"> • Improved data standards • System consolidation and integration • Wider use of data mapping to reduce duplication • Review of information lifecycles from collection through to destruction or archive • Use of business intelligence technologies to support improved decision making and resource planning • Continued development of single view of customer
6	<p>Ensure that the Council's leadership team, members and officers understand both their legal obligations and opportunities for improving service delivery through improved Information Management:</p> <ul style="list-style-type: none"> • Policy review, promotion and awareness • Targeted training and further development of e-learning

Digital Delivery

“Digital Delivery enables the provision of resilient, robust and cost effective IT infrastructure and systems to underpin service delivery and facilitate organisational change.”

Principles:

- We will deliver reliable, secure and resilient IT infrastructure and systems to ensure continuity of service provision
- Ensuring that our investment in technology is aligned with the priorities for the organisation
- Achieving best value from investments made in existing infrastructure by ensuring compliance with industry best practice
- We will harness new and emerging technologies where they can deliver increased efficiency and improved service delivery
- Working to reduce the number of business systems and improving integration in order to standardise and simplify business processes

High Level Actions to Support Delivery:

No.	Action
1	Develop and maintain Cloud and Datacentre strategies to define the Council's "Cloud First" policy and inform the Council's Asset Rationalisation Plan
2	Undertake infrastructure upgrades to ensure there is sufficient capacity to support service provision
3	Ensure infrastructure software is up-to-date to ensure licensing compliance, provision of a secure infrastructure and platforms capable of running the latest business applications
4	Implementation of cloud technologies <ul style="list-style-type: none"> • Microsoft Office 365 • Microsoft Teams • Microsoft SharePoint
5	Support the implementation of new or upgraded business systems
6	Consolidation of Business Systems <ul style="list-style-type: none"> • Review business systems to ensure we are getting best value from investments in 3rd party software • Rationalisation of systems to see if we can reduce the number of business systems with the potential to make efficiencies from license reduction and system management overheads
7	To ensure that we have a clear picture of all the corporate IT assets, their value, relevant contract and license information, warranty and replacement schedules; this will assist with financial asset management planning
8	Support the Council's Asset Rationalisation Programme
9	Facilitate the use of Welsh Language through the use of technology
10	Support the delivery of projects within other workstreams in the Digital Strategy through the provision of technology, systems and resources

Tudalen 350

Digital Inclusion

“To bring the Council closer to residents by equipping people with the motivation, access, skills and confidence to engage with an increasingly digital world, based on their needs.”



Principles:

- We will promote, introduce and develop digital for people in a way that benefits them; helping them do things they care about and can only do online
- Make it easier for our residents to stay safe online by providing simple and straightforward advice and tools
- Working with our partners to maximise expertise, experience and resources to better meet user needs.
- Supporting people with access to appropriate connectivity and equipment to enable access to digital services
- We will identify wider outcomes that can be delivered by helping people become independently confident online

High Level Actions to Support Delivery:

No.	Action
1	Work with our partners to develop and promote a volunteer programme to support people to get online
2	Support and enable access to the internet and devices to ensure people are not excluded from a digital world
3	Develop digital services that are accessible and responsive
4	Continue to work with 3rd sector and other partners to identify opportunities to improve digital literacy within communities and small businesses
5	Promote initiatives to help people to use digital technology both now and in the future
6	Highlight initiatives that support people’s health and wellbeing through participation in digital activities

Digital Learning & Culture

Principles:

- We will work with other organisations to promote and develop inclusive opportunities for digital accessibility, participation and culture growing sustainable communities
- Provide the most effective digital infrastructure and services for education and youth providers, embedding technology in the classroom
- Continue to explore and develop digital channels to provide learning opportunities throughout Flintshire
- Enhance the digital capability and skills of learners of all ages by:
 - Working with schools, partners and the workforce to ensure they are equipped to deliver digital opportunities for learners as part of the curriculum for Wales
 - Supporting the evolving digital requirements of adult learning as part of Digital 2030

“We want learners of all ages to be able to engage with what it means to be a conscientious digital citizen who engages with and contributes positively to the digital world around them.”



High Level Actions to Support Delivery:

No.	Action
1	Continued provision of digital services and support to schools through the Council's service delivery model for Schools IT support
2	Work in partnership with the Regional School Improvement Service (GwE) to provide training and support for schools in delivering the Digital Competency Framework and embedding this within Curriculum Wales 2022
3	Work with Welsh Government to deliver and develop school IT infrastructure to align with agreed digital standards and design
4	Support schools and the workforce to maximise the use of HWB, a bilingual platform hosting a national collection of tools and resources to support education in Wales
5	Work with the adult learning partnership (North East Wales) to identify opportunities to improve digital literacy within communities
6	Provide ongoing professional development for Education and Youth Services to ensure that they are able to take full advantage of modern communication channels and emerging technology to communicate and work with young people
7	Create a cultural hub via NEWA (North East Wales Archives) improving accessibility and engagement with all sectors of the community

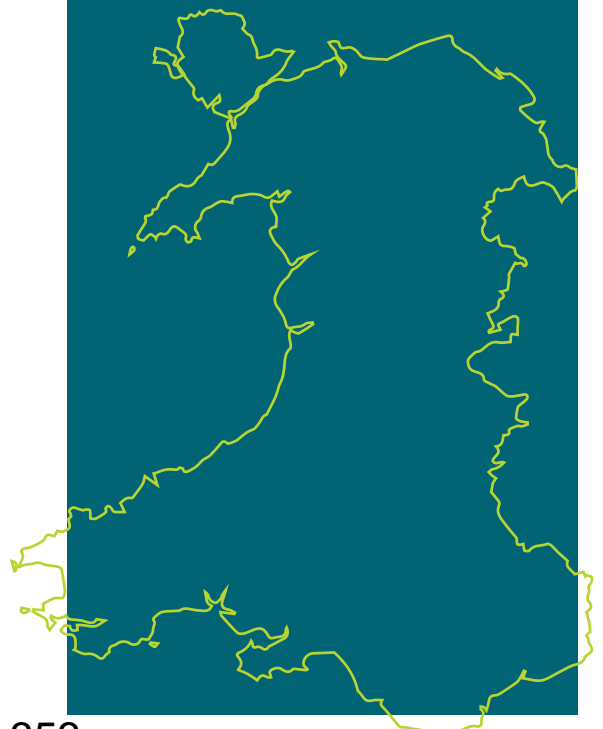
Governance Arrangements

The Digital Strategy Board is responsible for overseeing and ensuring the effective delivery of the Council's Digital Strategy. It will provide a mechanism to monitor and evaluate progress and resolve any resource, capacity and prioritisation issues which could occur across the range of priorities and actions to be delivered.

- The Digital Strategy will be included in the Improvement Plan for the Council and the Board will therefore be required to report on progress through the appropriate channels
- Any bids for resources to deliver actions which support the delivery of the strategy need to be approved and ranked by the relevant Senior Management Team prior to the development of a business case for submission to the Board
- The Board will utilise a set of defined criteria for assessing and prioritising business cases, ensuring that these are aligned with the Council's Digital Strategy priorities and ambitions
- The Board are responsible for highlighting and securing organisational acceptance of the risks associated with each selected priority, ensuring that they are managed appropriately through identified mitigation

Delivery

- The Board is made up of a number of representatives to include all areas within the organisation.
- Each priority theme within the Digital Strategy is led by a Senior Manager who will sit on the Board in order to report progress against their particular theme.
- Lead officers will be responsible for assisting in prioritising work and will be supported by officers and partners with the appropriate knowledge and skills throughout the organisation.



Tudalen 353

Mae'r dudalen hon yn wag yn bwrpasol

What Is Digital Flintshire?

[Why Is This Important?](#)

[How Will We Do It?](#)

[Our Success So Far](#)

[Our Next Steps](#)

[Have Your Say](#)


Tudalen 355



DIGITAL FLINTSHIRE

Supporting Flintshire in a Digital World

Next



DIGITAL
FLINTSHIRE

Supporting Flintshire in a Digital World



What Is Digital Flintshire?

[Why Is This Important?](#)

[How Will We Do It?](#)

[Our Success So Far](#)

[Our Next Steps](#)

[Have Your Say](#)

Tudalen 356

What Is Digital Flintshire?

Digital Flintshire is an ambitious plan which sets out how we will improve and simplify our services.

It's not just about making more services available online, it's about changing the way we deliver our services to provide the best experience for everyone.

It tells you:

- What we will do
- How we will do it

Next 

DIGITAL
FLINTSHIRE

Supporting Flintshire in a Digital World

[What Is Digital Flintshire?](#)

[Why Is This Important?](#)

[How Will We Do It?](#)

[Our Success So Far](#)

[Our Next Steps](#)

[Have Your Say](#)

Tudalen 357

Why Is This Important?

By having an ambitious plan for the county we can:

- improve the services we provide
- create services that are more accessible, easy to use and meet the needs of the people who use them
- help residents and businesses to get connected to faster, more reliable broadband
- support people without the internet or devices to get online



[What Is Digital Flintshire?](#)

[Why Is This Important?](#)

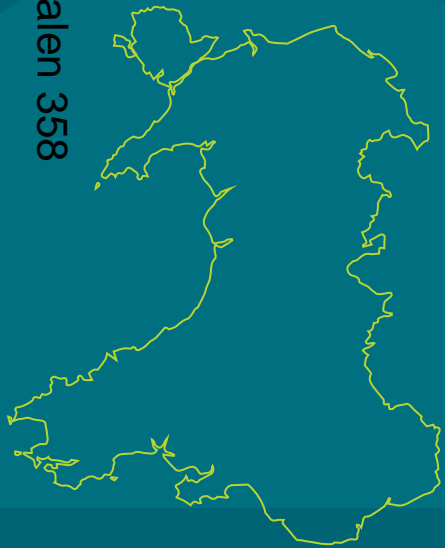
[How Will We Do It?](#)

[Our Success So Far](#)

[Our Next Steps](#)

[Have Your Say](#)

Tudalen 358



DIGITAL
FLINTSHIRE
Supporting Flintshire in a Digital World

Why Is This Important?

By having an ambitious plan for the county we can:

- support people of all ages to learn and develop their digital skills and build the confidence to use them
- provide our schools with the infrastructure they need to deliver 21st century education
- support local businesses to connect with markets all across the world – growing our economy and providing local jobs for local people
- develop the skills of our workforce and provide them with the tools they need to deliver the services we provide



[What Is Digital Flintshire?](#)

[Why Is This Important?](#)

[How Will We Do It?](#)

[Our Success So Far](#)

[Our Next Steps](#)

[Have Your Say](#)

Tudalen 359

How Will We Do It?

The plan has eight main themes:

- Digital Customer
- Digital Workforce
- Digital Business and Connectivity
- Digital Partnership
- Digital Information and Data Management
- Digital Delivery
- Digital Inclusion
- Digital Learning and Culture



[What Is Digital Flintshire?](#)

[Why Is This Important?](#)

[How Will We Do It?](#)

[Our Success So Far](#)

[Our Next Steps](#)

[Have Your Say](#)

Tudalen 360



DIGITAL
FLINTSHIRE

Supporting Flintshire in a Digital World

Digital Customer

We will continue to introduce and improve our digital services, including payments, so that they can be:

- easily and securely accessed by everyone
- completed at first point of contact
- on any device – mobile phone, laptop or computer
- any time of day or night
- anywhere – from home, or on the go

Where people struggle to use digital services, our Contact Centre and Connects Centres will continue to help during office hours.



[What Is Digital Flintshire?](#)

[Why Is This Important?](#)


[How Will We Do It?](#)

[Our Success So Far](#)

[Our Next Steps](#)

[Have Your Say](#)

Tudalen 361



**DIGITAL
FLINTSHIRE**

Supporting Flintshire in a Digital World

Digital Workforce

We will create a digital culture and develop a workplace that gives all of our employees:

- the right knowledge, skills and digital tools
- access to business systems – anywhere, anytime
- access to flexible and agile working spaces
- the confidence to deliver high quality digital services to our customers
- support to change and adapt to new, better ways of working



[What Is Digital Flintshire?](#)

[Why Is This Important?](#)


[How Will We Do It?](#)

[Our Success So Far](#)

[Our Next Steps](#)

[Have Your Say](#)

Tudalen 362



DIGITAL
FLINTSHIRE

Supporting Flintshire in a Digital World

Digital Business & Connectivity

We will work with partners, businesses and communities to introduce digital infrastructure and technologies, such as ultra-fast broadband and mobile coverage.

This will support:

- our businesses to be competitive and access new markets
- our residents to engage with the digital world and access employment, education and services



[What Is Digital Flintshire?](#)

[Why Is This Important?](#)

[How Will We Do It?](#)

[Our Success So Far](#)

[Our Next Steps](#)

[Have Your Say](#)

Tudalen 363



DIGITAL
FLINTSHIRE

Supporting Flintshire in a Digital World

Digital Partnership

We will improve and develop digital systems and technologies that will connect people and places. This will support:

- the delivery of more convenient services
- information sharing across organisations
- better value for money
- new, better ways of working



[What Is Digital Flintshire?](#)

[Why Is This Important?](#)


[How Will We Do It?](#)

[Our Success So Far](#)

[Our Next Steps](#)

[Have Your Say](#)

Tudalen 364



DIGITAL
FLINTSHIRE

Supporting Flintshire in a Digital World

Digital Information & Data Management

We will develop and maintain our systems so that the data we collect:

- is protected and secure
- is used for the right purpose, in the right way, at the right time
- helps to inform what future services should look like



[What Is Digital Flintshire?](#)

[Why Is This Important?](#)

[How Will We Do It?](#)

[Our Success So Far](#)

[Our Next Steps](#)

[Have Your Say](#)

Tudalen 365



DIGITAL
FLINTSHIRE

Supporting Flintshire in a Digital World

Digital Delivery

We will introduce the right IT infrastructure and systems to:

- improve and support the delivery of all our services
- provide better value for money
- make 'Digital Flintshire' happen



[What Is Digital Flintshire?](#)

[Why Is This Important?](#)

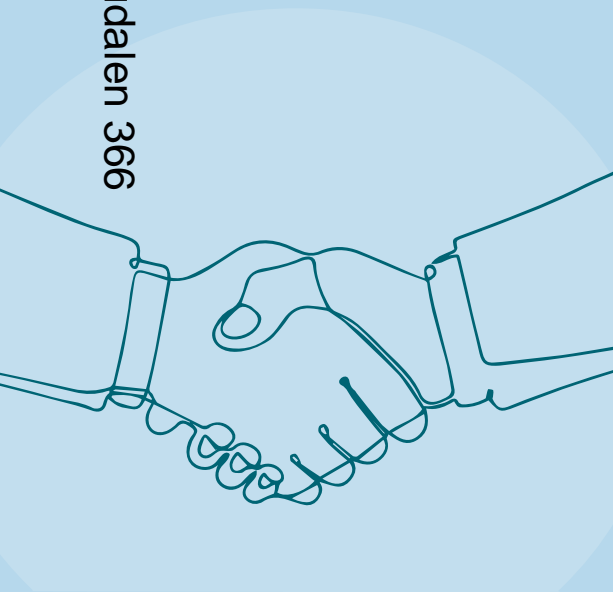
[How Will We Do It?](#)

[Our Success So Far](#)

[Our Next Steps](#)

[Have Your Say](#)

Tudalen 366



DIGITAL
FLINTSHIRE

Supporting Flintshire in a Digital World



Digital Inclusion

We will do all that we can to make sure no one is left behind, providing equal opportunities for everyone to:

- access support and training
- access the internet, devices and online services
- promote independence and confidence
- improve health and well-being
- open up new opportunities

[What Is Digital Flintshire?](#)

[Why Is This Important?](#)

[How Will We Do It?](#)

[Our Success So Far](#)

[Our Next Steps](#)

[Have Your Say](#)

Digital Learning & Culture

We will work with other organisations to provide the infrastructure and systems needed to support:

- digital lifelong learning – in the classroom and out in our communities
- learners of all ages to positively engage with the digital world around them
- communities to become digitally aware and self-sufficient
- people to access the digital services they need to improve their health and wellbeing, education and employment opportunities



DIGITAL
FLINTSHIRE

Supporting Flintshire in a Digital World

[What Is Digital Flintshire?](#)

[Why Is This Important?](#)

[How Will We Do It?](#)

[Our Success So Far](#)

[Our Next Steps](#)

[Have Your Say](#)

Tudalen 368



Our Success So Far

- Updating our **website** providing more on-line applications and services
- **'My Account'** a private and secure area on our website for customers to keep track of their service requests and applications. My Account also enables our tenants to access online information about their tenancy.
- **Digital Flintshire Hub** - an online resource to help people to discover digital technology, and build confidence in digital skills.



[What Is Digital Flintshire?](#)

[Why Is This Important?](#)

[How Will We Do It?](#)

[Our Success So Far](#)

[Our Next Steps](#)

[Have Your Say](#)

Tudalen 369



Our Success So Far

- Working with partners to **improve broadband connection speeds** across Flintshire and North Wales.
- **Changing the way we work** in response to COVID-19 such as home working, online meetings and video conferencing.



[What Is Digital Flintshire?](#)

[Why Is This Important?](#)


[How Will We Do It?](#)

[Our Success So Far](#)

[Our Next Steps](#)

[Have Your Say](#)

Tudalen 370



DIGITAL
FLINTSHIRE

Supporting Flintshire in a Digital World

Our Next Steps

We will continue to develop and implement a range of digital projects such as:

- making more Council services available through **'My Account'**
- Implementing the **'Local Full Fibre Network Project'**
- Moving our digital infrastructure over to the cloud
- Working with our partners such as Betsi Cadwaladr University Health Board and North Wales Police to develop a set of digital commitments to provide residents with responsive, joined up services.



[What Is Digital Flintshire?](#)

[Why Is This Important?](#)

[How Will We Do It?](#)

[Our Success So Far](#)

[Our Next Steps](#)

[Have Your Say](#)

Tudalen 371

DIGITAL
FLINTSHIRE
Supporting Flintshire in a Digital World

Our Next Steps

We will continue to develop and implement a range of digital projects such as:

- Developing our 'Information and Data Management Strategy'
- Developing and improving the information on offer through the **Digital Flintshire Hub**
- Working with partners such as **GwE** to support schools deliver the **Digital Competency Framework** and **Curriculum Wales**.



[What Is Digital Flintshire?](#)

[Why Is This Important?](#)

[How Will We Do It?](#)

[Our Success So Far](#)

[Our Next Steps](#)

[Have Your Say](#)

Tudalen 372



**DIGITAL
FLINTSHIRE**
Supporting Flintshire in a Digital World

Have Your Say

We would really like to hear what you think about our digital plan. You can do this by completing our online survey

<https://www.smartsurvey.co.uk/s/FCC-Digital/>

The closing date for your feedback is **Monday 31 January 2022.**



Digital Flintshire Consultation Results - Executive Summary

Responses

- Total Responses – 179
- Number of responses with a full Flintshire postcode – 109

Respondents

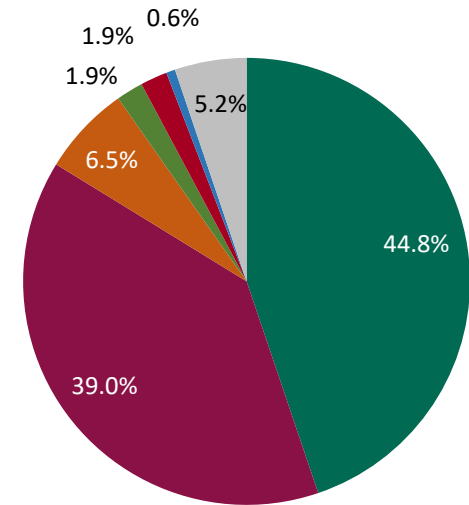
- 51.2% of respondents age range 45-64 years
- 60.4% respondents do not work for Flintshire County Council
- 83.8% respondents live, or live and work, in Flintshire

Aims

Majority of respondents agree or strongly agree with aims of the Digital Strategy:

Tyddalen 373

1. Flintshire needs faster, more reliable broadband
2. People without internet access should be supported to get online
3. Access to devices for people who don't have their own should be free and accessible
4. People of all ages should be supported to develop online skills and confidence
5. People of all ages should have access to training and support
6. Being online helps people to be more self-sufficient
7. Being online helps to improve employment opportunities
8. More Council services should be available online
9. Online Council services will help to deliver better ways of working
10. Online Council services will provide better value for money
11. Organisations should work together to deliver more convenient services



- I live in Flintshire
- I live in Flintshire and work in Flintshire
- I work in Flintshire
- I am a County Councillor
- I am a Town or Community Councillor
- I own a business in Flintshire
- Other (please specify):

Executive Summary

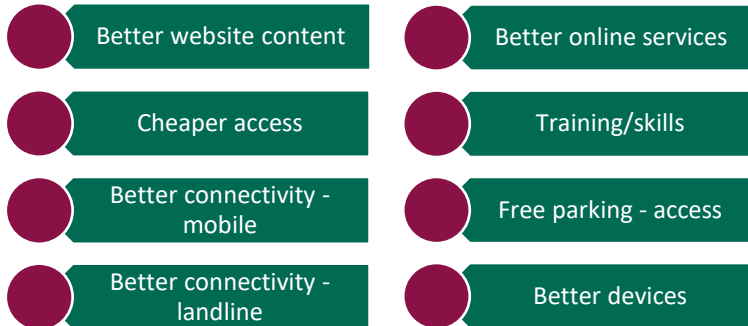
Access to Internet and Devices

- 0 respondents with no internet access at home
 - 98.5% respondents with access to broadband
 - 67.9% respondents with access to mobile internet
- 0 respondents with no devices
 - 94% respondents have a smartphone
 - 86.5% respondents have a laptops
 - 75.2% respondents have a tablet
 - 40.6% respondents have P.C.

Barriers

- 78.3% respondents have no difficulty accessing internet
- Biggest barrier internet speed – 18.6% respondents

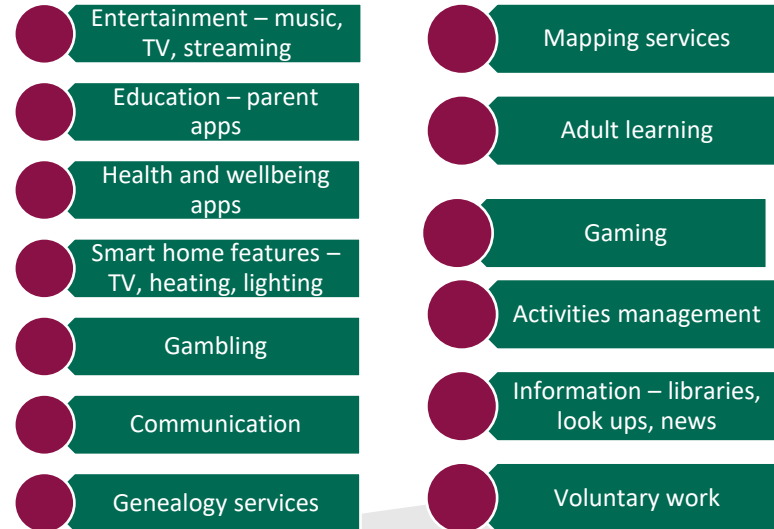
Mitigations



Online Behaviour

- Most (61.4%) respondents socialise online daily
- Most (56.5%) respondents work or study from home daily
- Most (62.8%) respondents shop online weekly
- Most (37.9%) respondents manage finances online weekly
- Most (39.5%) respondents never use online health services
- 38.8% respondents access online health services monthly

Other key online behaviours:



Executive Summary

Current Online Council Services

- Majority of respondents have used online council services (88.8%)
- Majority of respondents extremely satisfied or satisfied with online council services
- Majority of respondents able to do what they needed to do – current online services
- 35 respondents stated something missing from online service

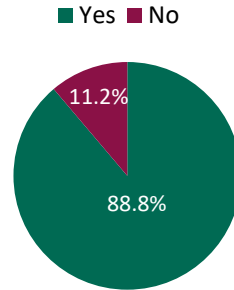
37.1% report it online
31.4% planning applications
22.9% online payments
22.9% check my bin day

Tudalen 375

Current Council Services - Pain Points

- Website poor and difficult to navigate
- Difficult to find information, search functionality poor
- Application forms difficult to use
- Information not up-to-date, broken links
- Limited content, missing information
- Some elements “clunky”
- Limited feedback or response
- Unable to find contact details
- Slow/unresponsive
- Mobile device compatibility

Do you - or have you - used any online Council services?



Tell us why you haven't used online Council services



Key comments - “Digital Flintshire”

1. Planning and Information

- Roadmap and timescales for implementation
- Transparency around costs and impact on services

2. Inclusion

- Inclusion, exclusion and accessibility – people who cannot access services online or would prefer to access services offline
 - Training
 - Alternatives to digital provision
 - Accessible sites
 - Community engagement

3. Connectivity

- Better connectivity in the county

4. Website and Service Provision

- Better designed online services – as easy as picking up the phone
- Up-to-date, easily accessible and relevant website content
- Services designed and based on customer/resident needs

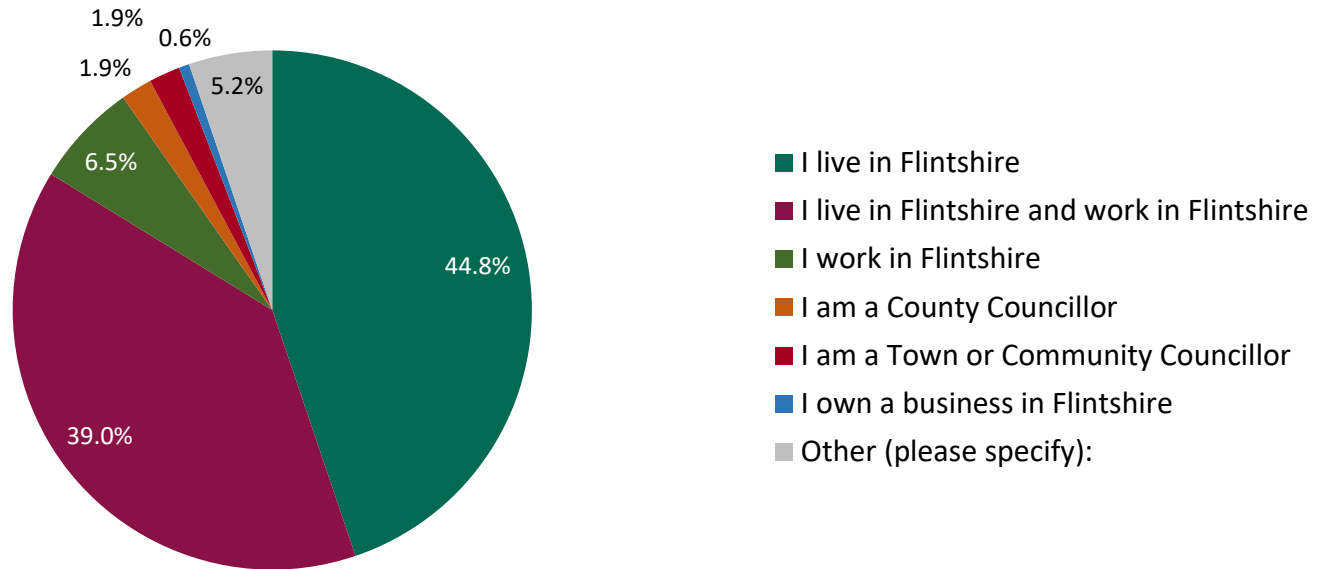
Mae'r dudalen hon yn wag yn bwrpasol

Respondents

- 60.4% respondents do not work for Flintshire County Council
- 39.6% respondents work for Flintshire County Council

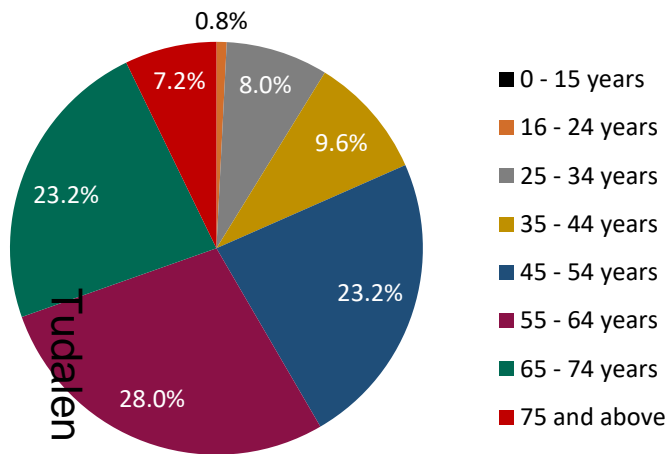
To help us understand the views and opinions of different people - from the list below please select the option that best describes you?

Tudalen 377

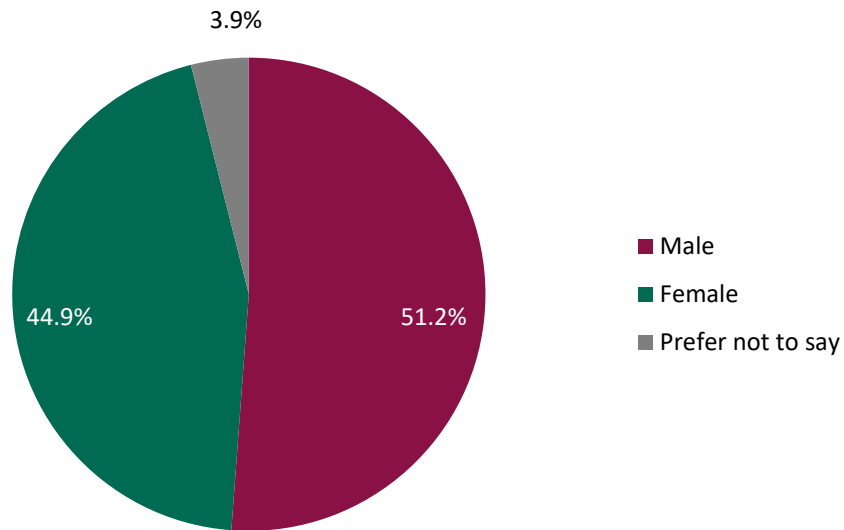


Demographics

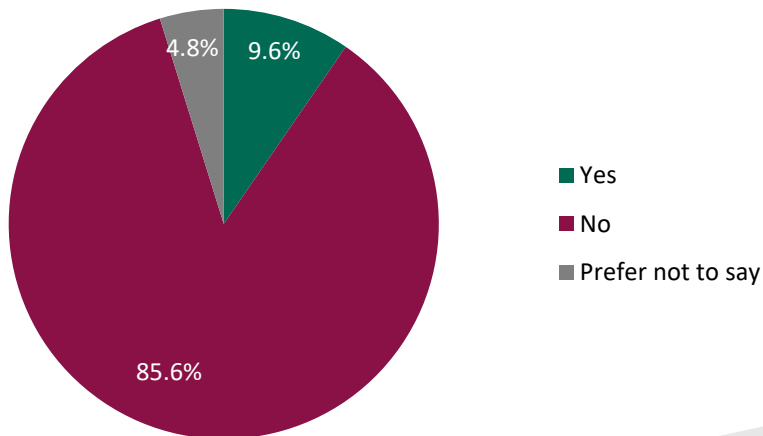
Age



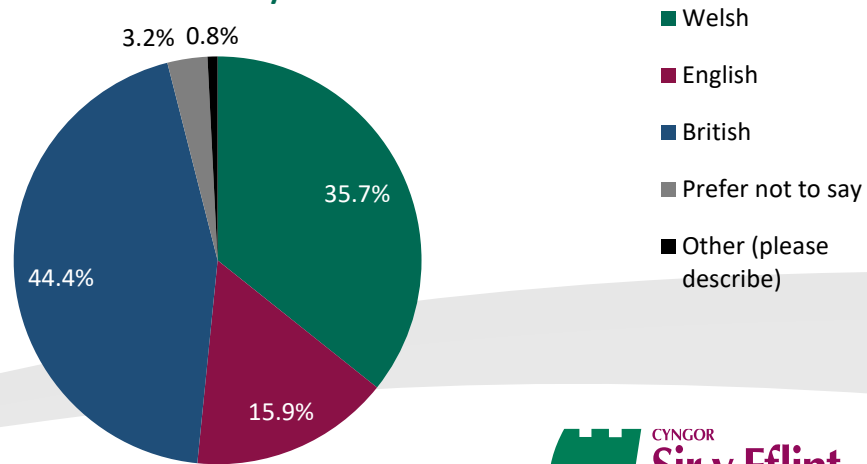
Sex



Disability

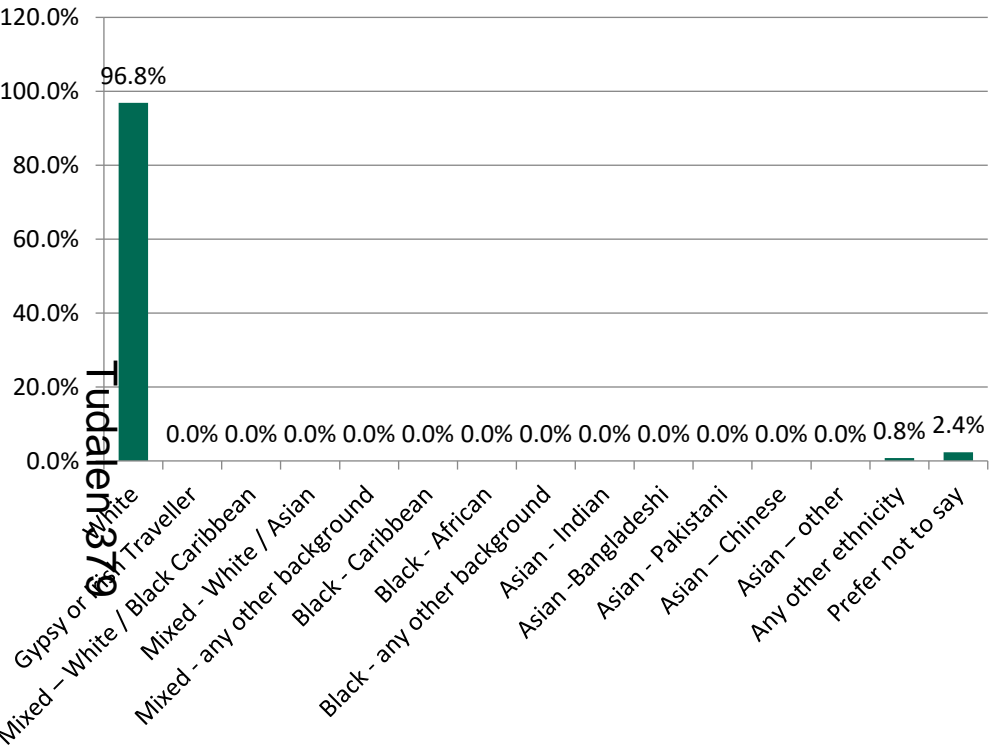


How would you describe your national identity?

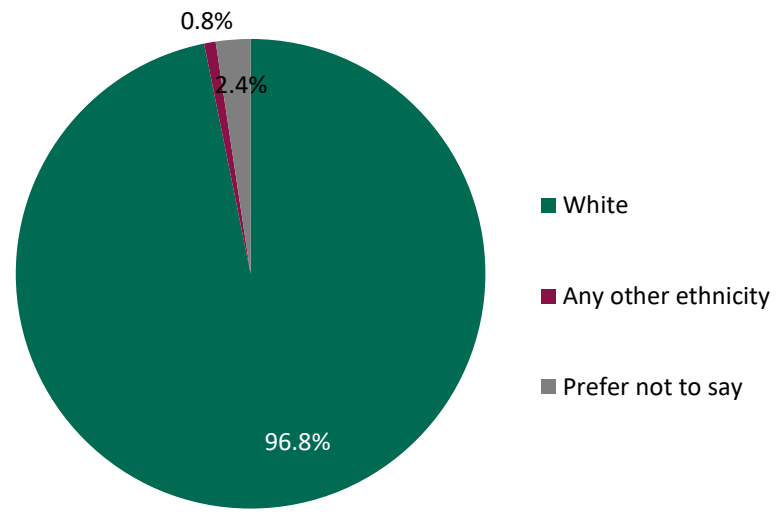


Demographics

Ethnicity

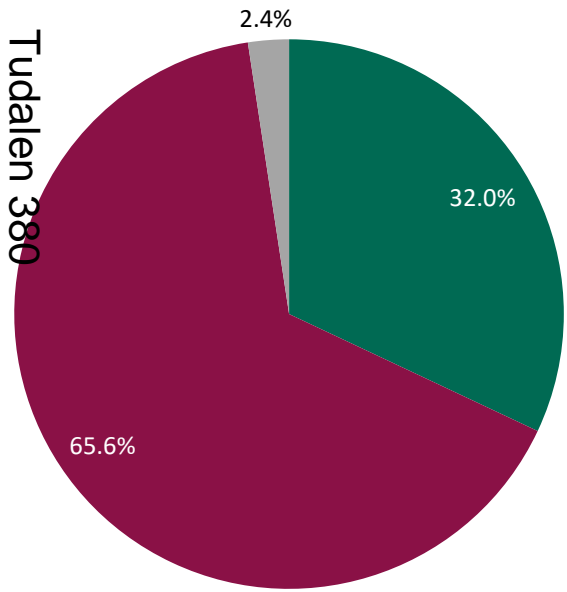


What is your ethnic group?



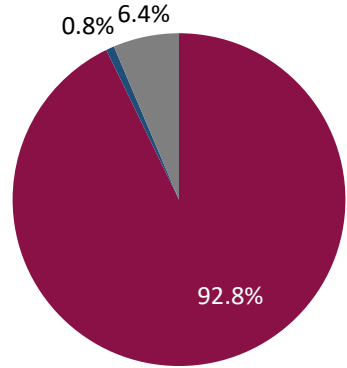
Demographics

Do you look after or give help or support to family members, friends, neighbours or others because of either: long term physical or mental ill-health/impairment; or problems related to old age?



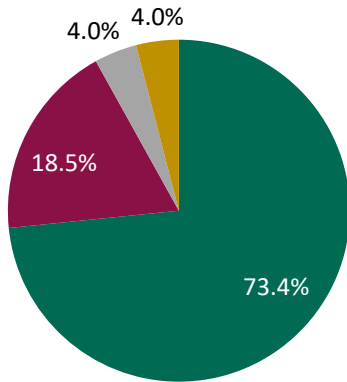
- Yes
- No
- Prefer not to say

Sexual Orientation



- Heterosexual - straight
- Gay woman - lesbian
- Prefer not to say

Are you married or in a civil partnership?

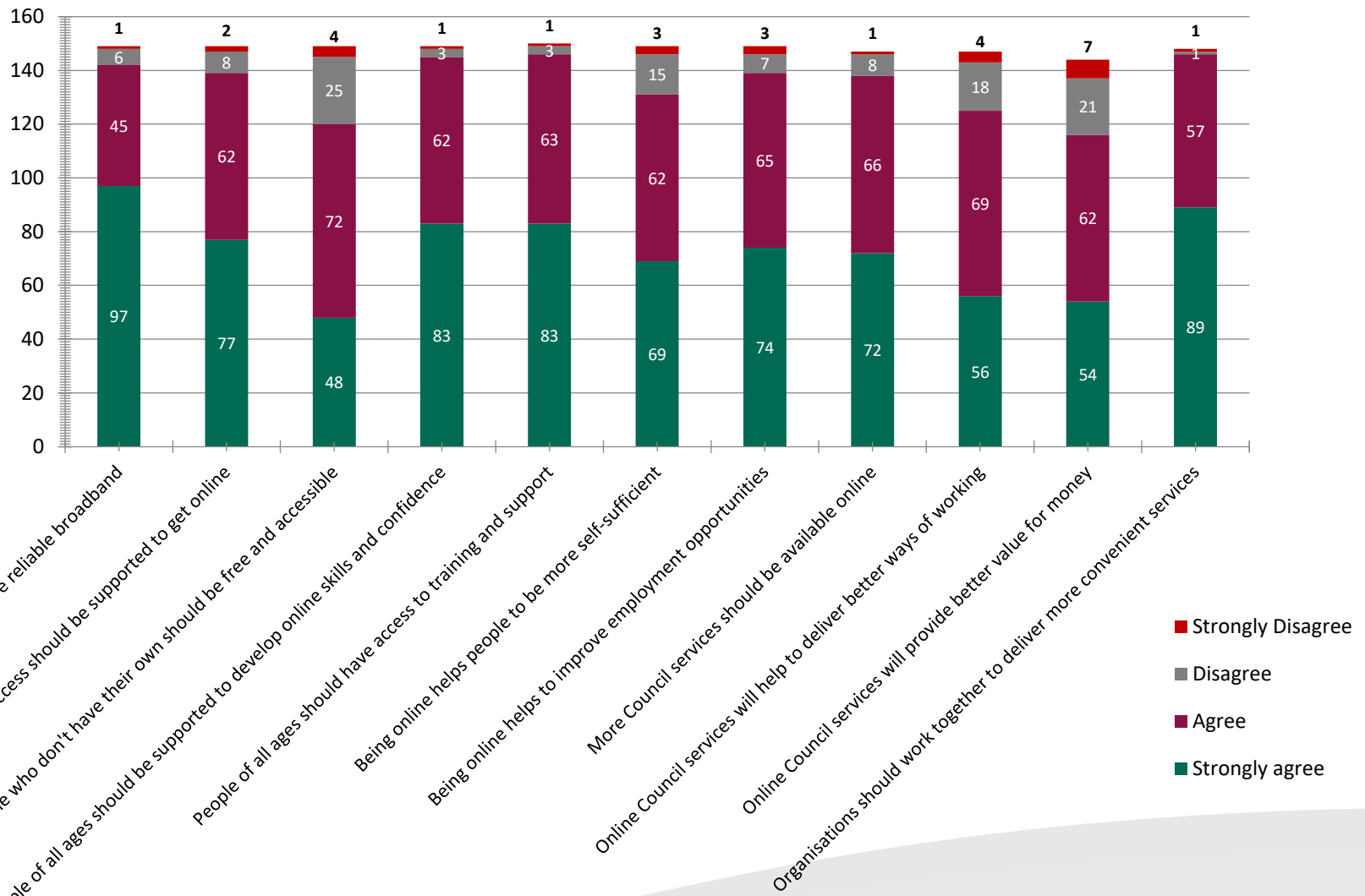


- Yes
- No
- Prefer not to say
- Other (state if desired):

Aims

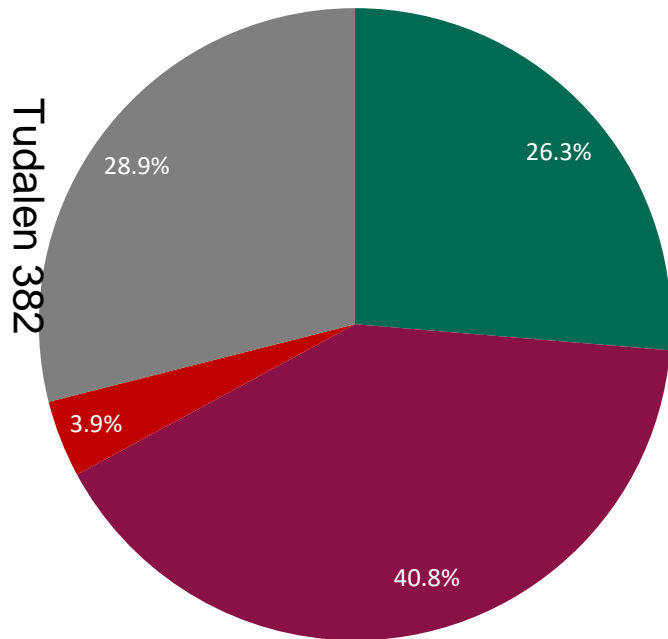
To what extent do you agree with the statements below ... ?

Tudalen 381



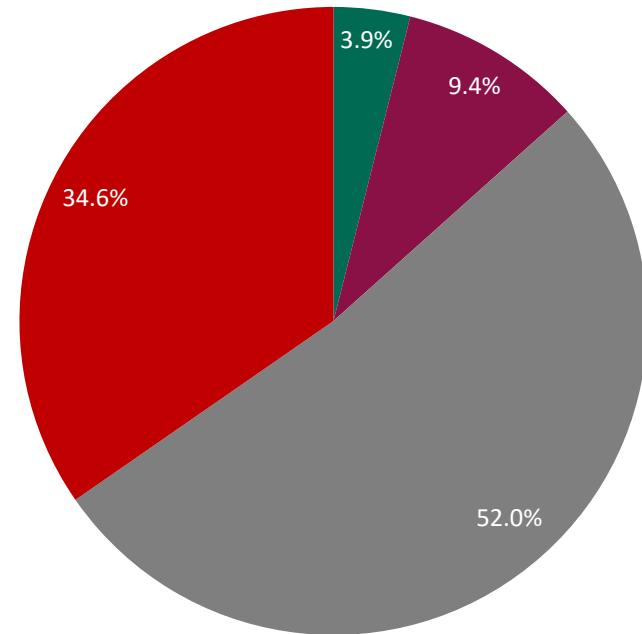
Welsh Language

In your opinion, how do you think this plan will impact the Welsh Language?



- Positive impact
- No impact
- Negative impact
- I don't know

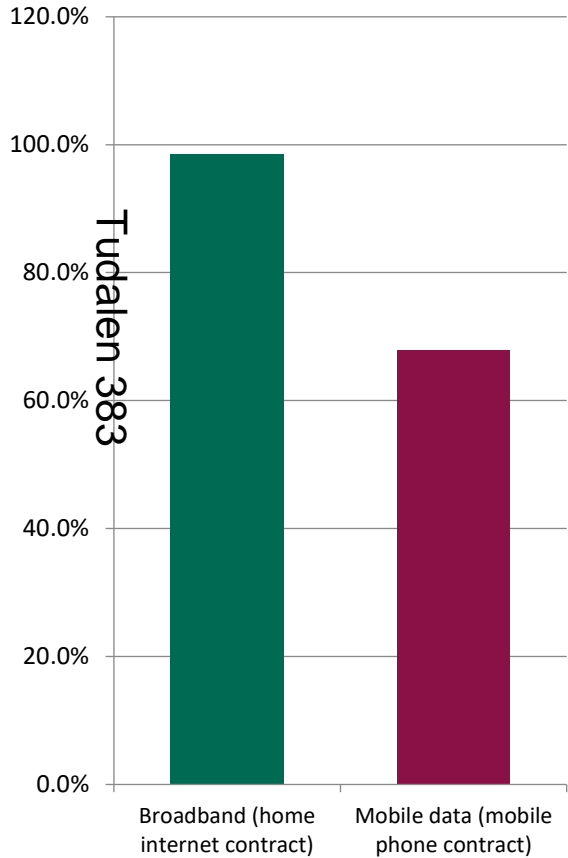
How would you describe your Welsh Language skills?



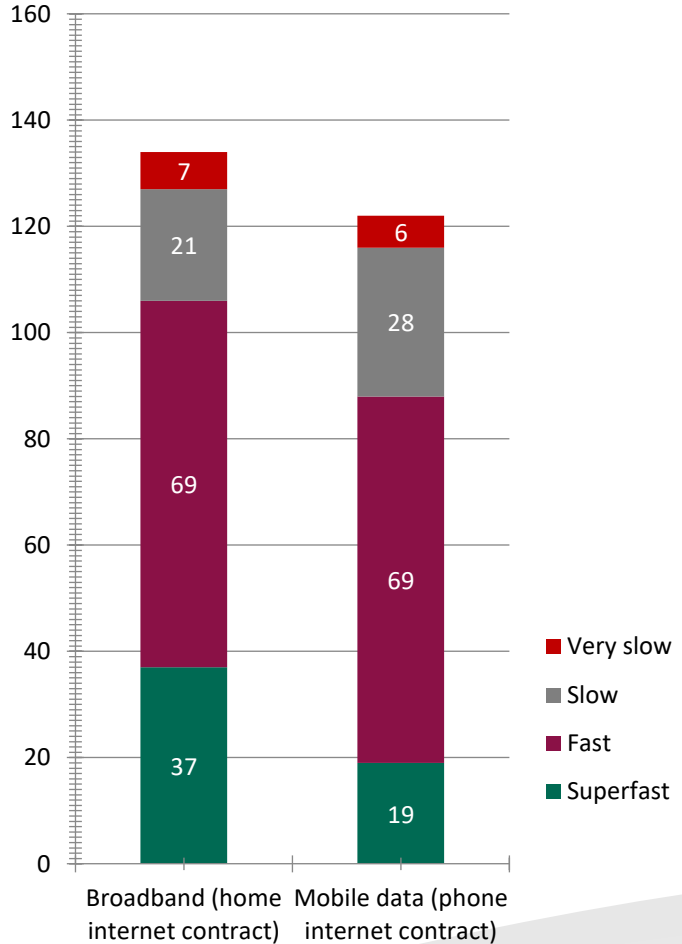
- Fluent
- Moderate
- Basic
- None

Connectivity

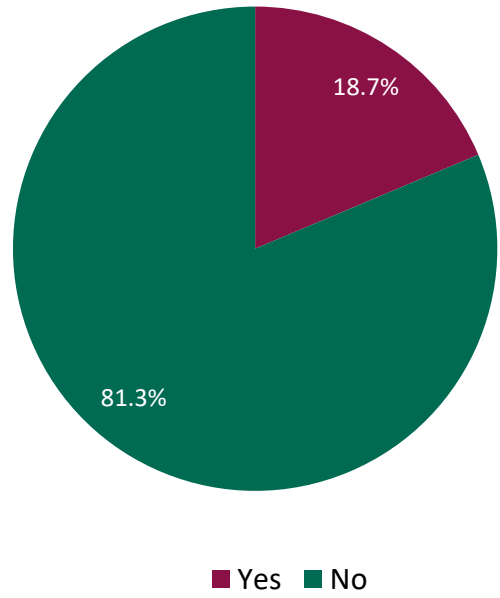
Please identify what internet connections you have at home? Please tick all that apply.



How fast are your internet connections at home?

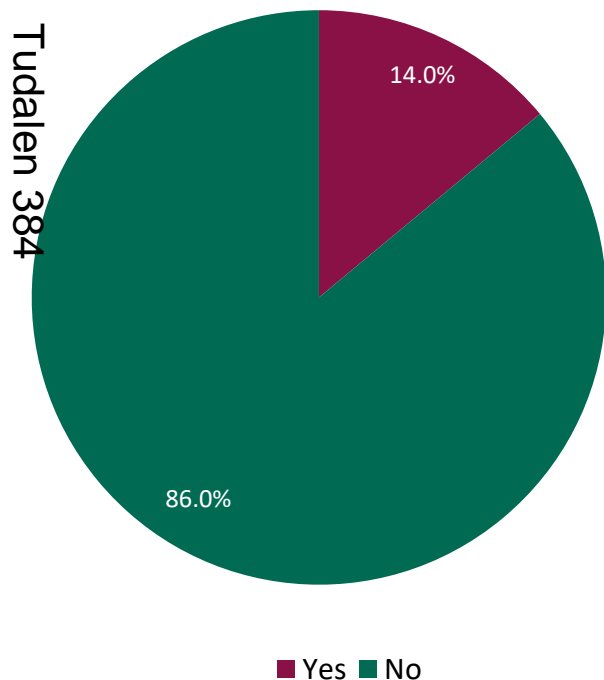


Are you aware of any local schemes to improve internet access in your area?

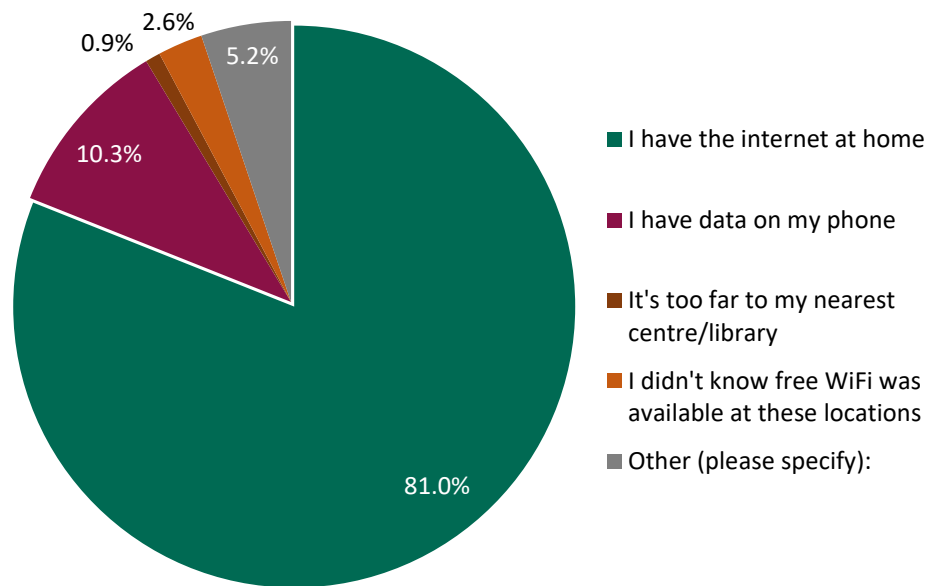


Connects - WiFi

Have you ever visited an Aura Library or Connects Centre to use the free WiFi?

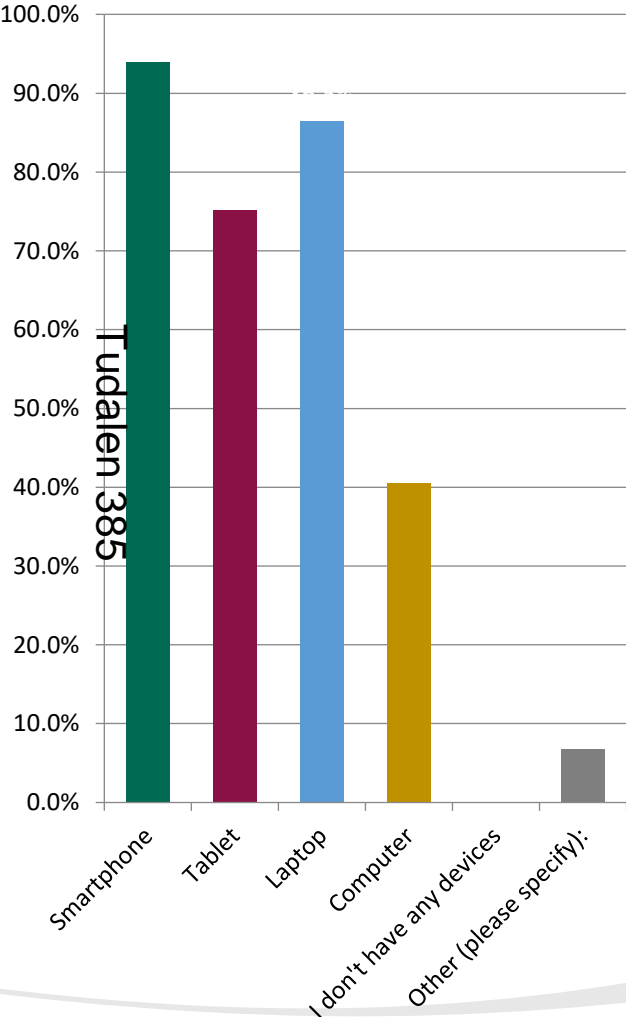


Please tell us why you've never visited a Connects Centre or Aura Library to use the free WiFi?

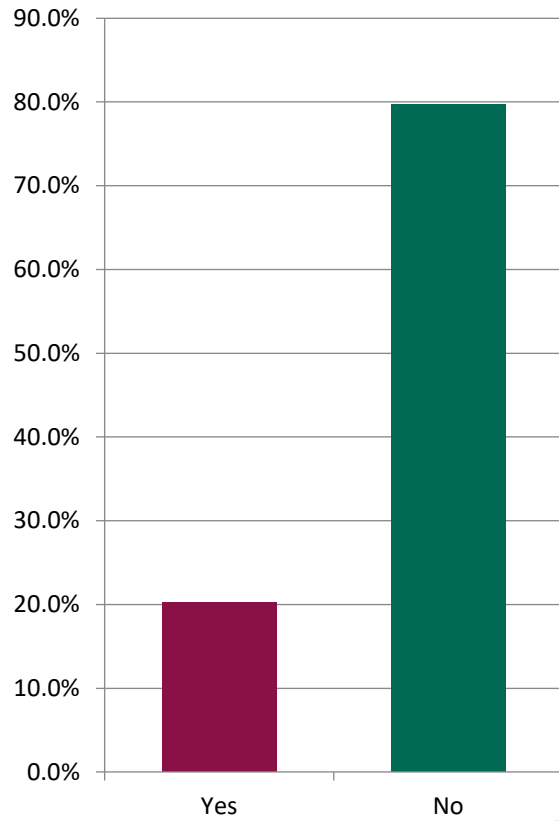


Devices

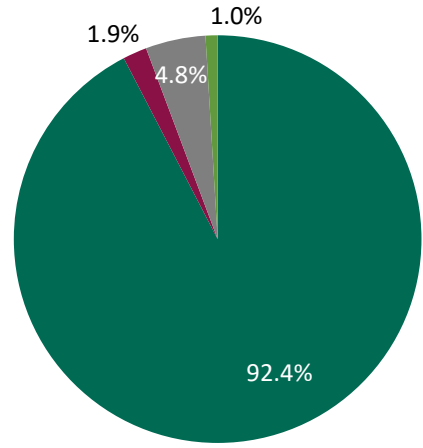
Please identify what devices you have in your home?.



Have you ever visited a Connects Centre or Aura Library to use the computers?



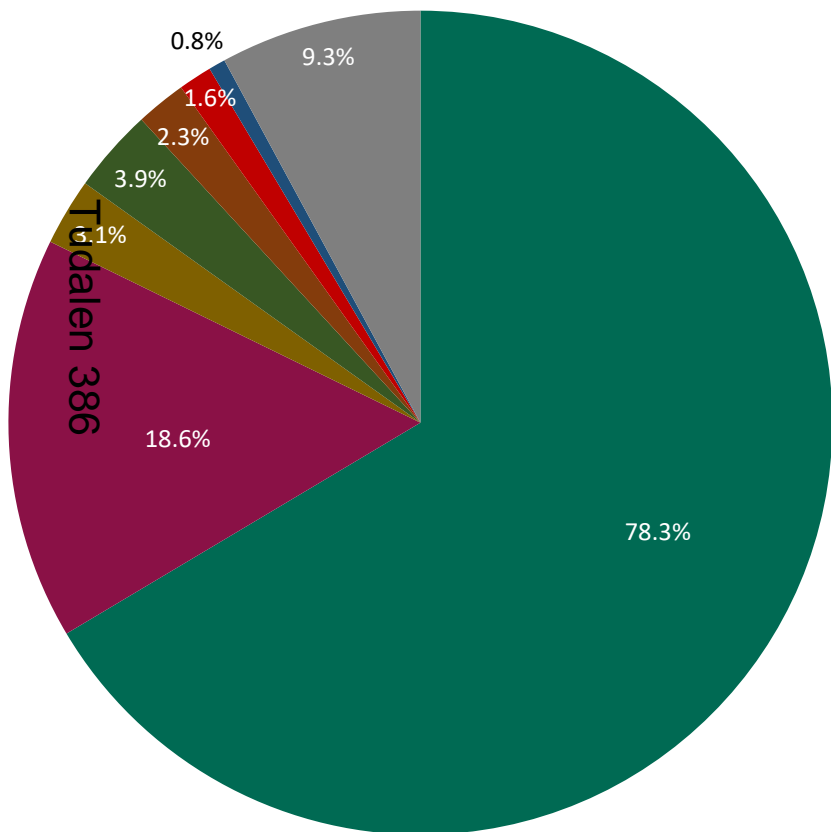
Please tell us why you've never visited a Connects Centre or Aura Library to use the computers?



- I have a device at home
- It's too far to my nearest centre/library
- I didn't know this service was available
- Other (please specify):

Barriers

What things, if any, make it difficult for you to access the internet?



- I have no difficulty accessing the internet
- The internet speed is very slow where I live
- I can't afford internet at home
- I can only afford standard internet
- I have limited data on my phone contract
- Nowhere to access free public internet close to my home (e.g. WiFi)
- Nowhere to access free public devices close to my home (e.g. computers, laptops)
- I have a disability which makes it hard for me to use digital devices
- Please tell us about anything else which makes it difficult

Mitigations

What would make it easier for you to access the internet?

Better website content

Better online services

Cheaper access

Training/skills

Better connectivity - mobile

Free parking - access

Better connectivity - landline

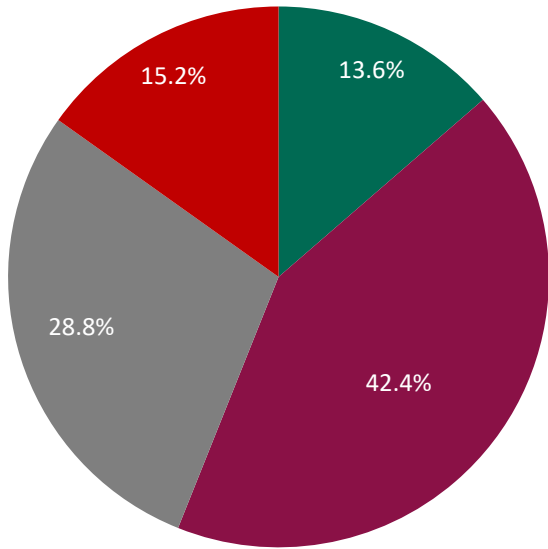
Better devices

Tudalen 387

Information Management

How confident do you feel sharing your personal information online?

Tudalen 388



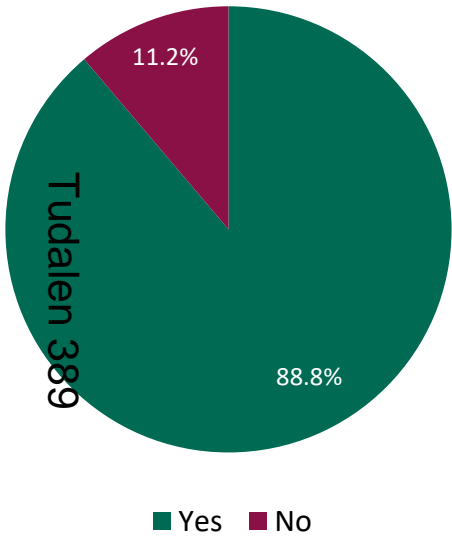
- Very confident
- Confident
- Not that confident
- Not confident at all

What would help to make you more confident?

- Nothing
- Better security and robust policies
- Less cyber crime
- Unified, global approach to security
- Better education into risks

Council Services

Do you - or have you - used any online Council services?



Please tell us why you've never accessed Council services online

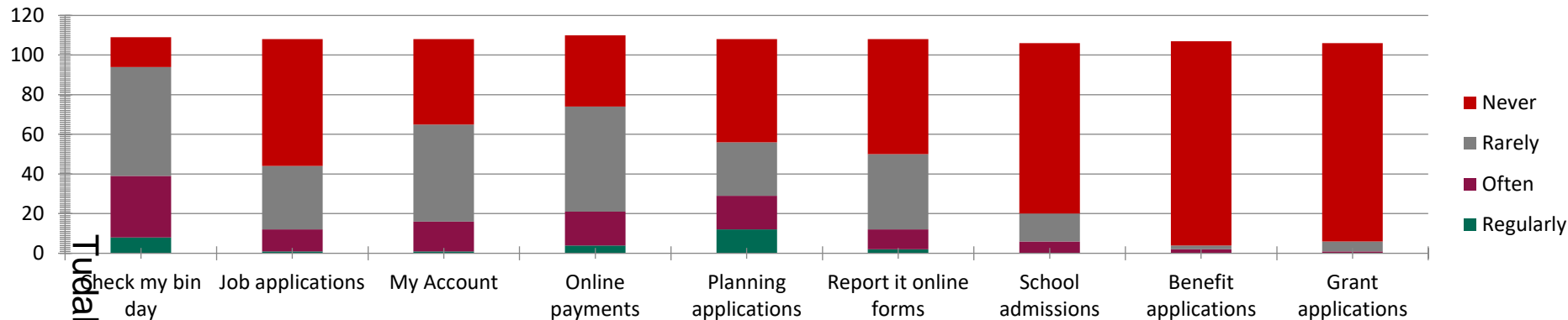
- Hard to find
- Frustrating experience
- Not aware of online services
- Unable to do what I want to
- Never needed to

What other council services would you like to be able to access online?

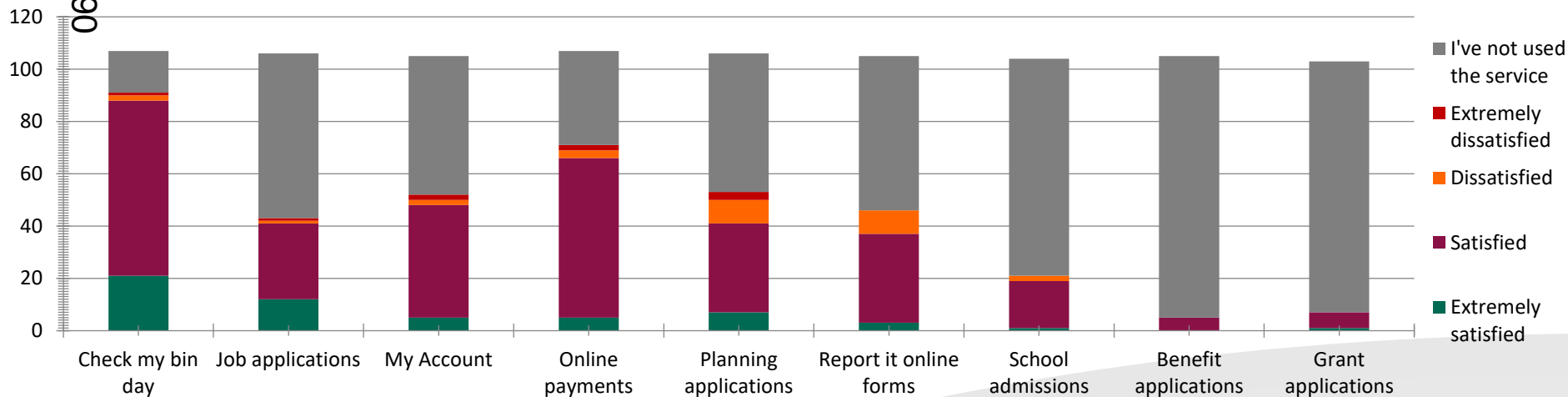
- Budget information – targets and spend transparency
- More information on waste/recycling
- Public Rights of Way
- Pot holes
- Rent payments and payment history
- Able to search for information – results and content poor
- Council meetings
- Fly-tipping

Council Services

Please tell us how often you have used the online Council services listed below?

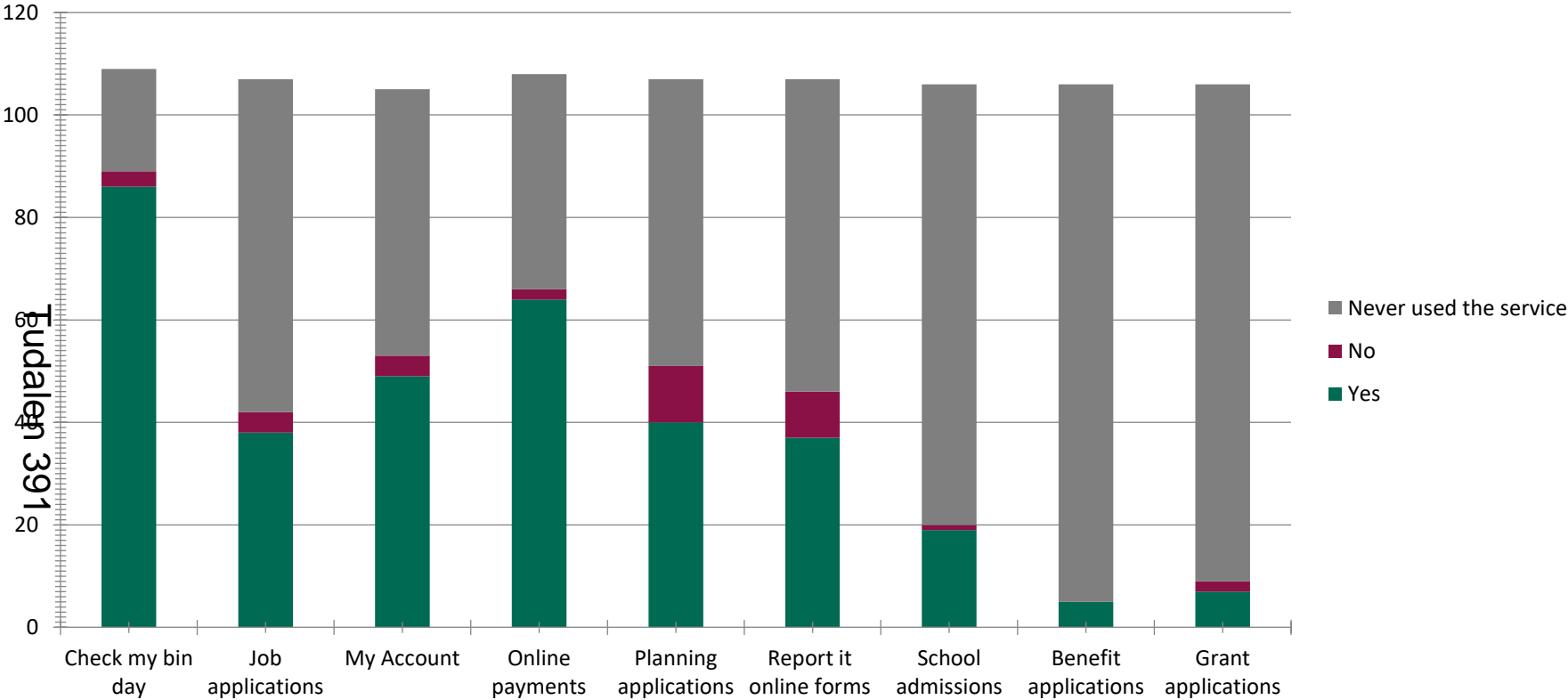


Please tell us how satisfied you are with the online Council services you use?



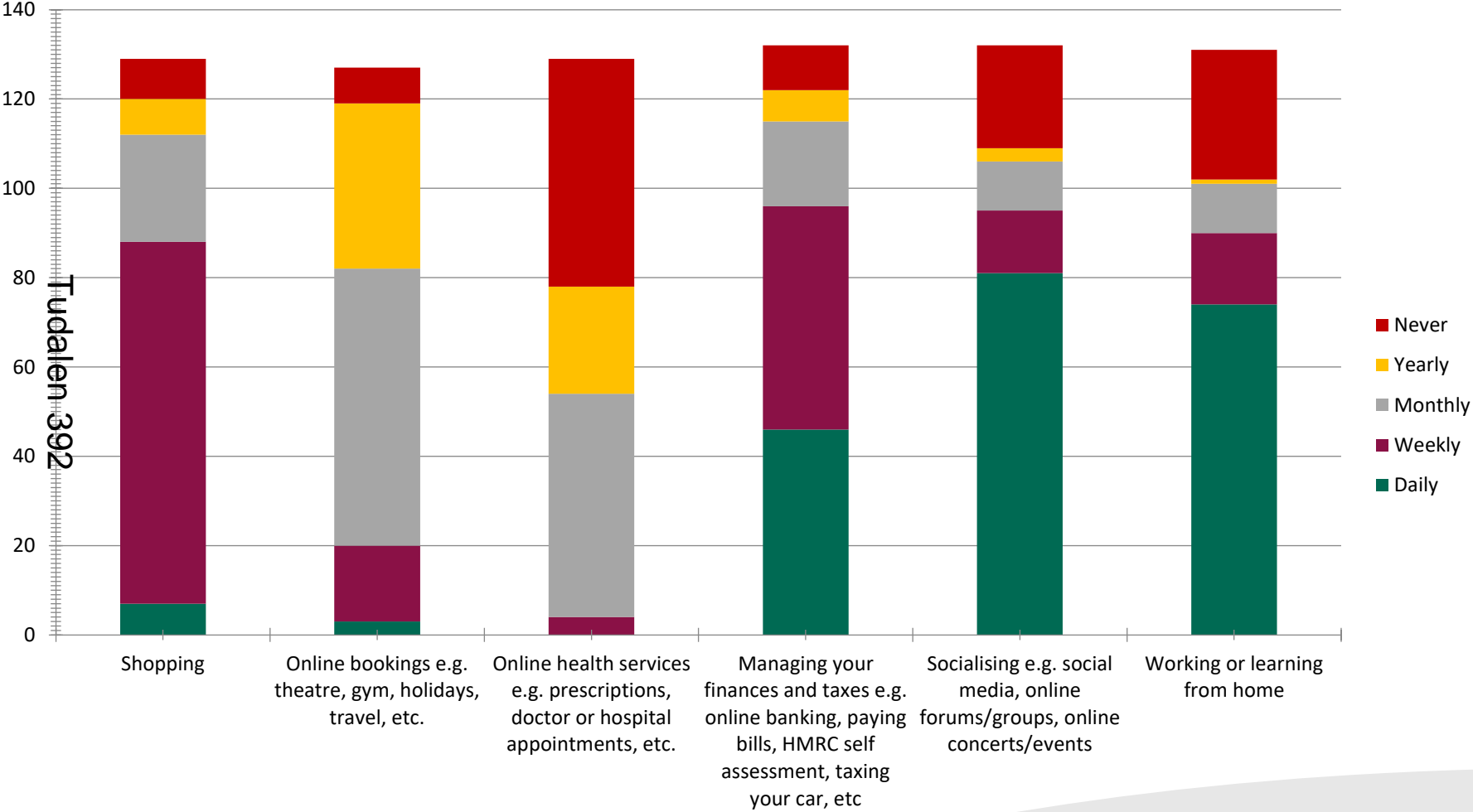
Council Services

When using online Council services were you able to do everything you needed to do?



Online Behaviour

How often do you do the following online?



Online Behaviour

Entertainment – music, TV, streaming

Education – parent apps

Health and wellbeing apps

Smart home features – TV, heating, lighting

Gambling

Communication

Genealogy services

Mapping services

Adult learning

Gaming

Activities management

Information – libraries, look ups, news

Voluntary work

Tudalen 393

Mae'r dudalen hon yn wag yn bwrpasol

Additional Text – Digital Strategy

Link to Digital Learning and Culture

In partnership with schools, the Council provides a range of services in relation to EdTech (Education Technology) via four primary teams: Communications and Networking, Servers and Storage, Management Information and Business Support.

These services include:

- Strategic advice, guidance, support, and training
- High level technical support, including:
 - management and support of secure electronic communication and networking infrastructure;
 - connectivity to PSBA (Public Sector Broadband Aggregation), the Internet and Hwb
- Provision of training, support and problem solving in the use of hardware and software
- Provision of skills transfer/mentoring for schools' technical staff to enable them to manage school networks and devices. This can be on site, via remote connection or technical documentation
- Business support functions including facilitating strategic development, signposting resources, procurement, including managing framework contracts for outsourced services, plus monitoring and review of service provision against an agreed set of performance targets

Council support and advice is identified in the following documents which are regularly reviewed with schools:

- Guidance for Strategic and Operational Use of Digital Technologies within Schools
- Strategy for Implementing and Supporting use of Digital Technologies within Schools

Governance arrangements:

- The Council will publish a roadmap for the Digital Strategy, updating this periodically as instructed by Theme Leads to reflect progress and achievements against its' aims
- The Digital Flintshire pages of the website and the [Council's Digital Blog](#) will be used to help inform and update on projects and initiatives after each Board Meeting

Mae'r dudalen hon yn wag yn bwrpasol

Digital Flintshire Consultation – Results Summary

Participation and Aims

Results are in for the consultation on our proposed Digital Strategy and we'd like to thank the 179 people who participated.

The Digital Strategy sets out how the Council will embrace the opportunities that digital technologies, innovation and information offer to ensure the effective delivery of modern, efficient public services by adopting the following principles:

- Using technology to offer customers increased flexibility in when and how they access our services
- Ensuring our customers have the access, skills and confidence to engage with an increasingly digital world, based on their needs - no one is left behind
- Providing and promoting accessible and inclusive digital services that are simple, secure and convenient, enabling people to use the Welsh Language on a day-to-day basis
- Creation of a workforce which is efficient, informed, and able to interact confidently and effectively in a digital world
- Demonstrating digital leadership, creating conditions for genuine organisational transformation to take place and challenging those we work with to embrace this culture
- Working with and supporting our businesses to maximise and exploit opportunities that digital technology and innovation offers
- Using digital technology to work and collaborate with our partners efficiently and securely, including the effective sharing and use of data
- Ensuring that we treat Information as a key corporate asset ensuring it is compliant, accurate, relevant and secure so that we can use it to design and deliver more effective and efficient services
- Delivering a secure, reliable, resilient and cost effective digital infrastructure that is responsive to the needs of the Council and its customers

Tudalen 397

Digital Flintshire Consultation – Results Summary

Results Summary - Aims

The majority of respondents agree or strongly agree with aims of the Digital Strategy which will see Flintshire County Council continue to improve online services in the digital age.

Respondents also agree that being online helps people to be more self-sufficient and can help improve work opportunities.

We are working towards and will continue to work towards:

1. Faster, more reliable broadband and mobile connectivity for Flintshire
2. Supporting people without internet access to get online
3. Free access to devices for people who don't have their own
4. Supporting people of all ages to develop online skills and confidence
5. Ensuring people of all ages have access to training and support
6. Working together with partners to deliver more convenient services
7. Increasing the number of Council services available online. which will help to deliver better ways of working and increased value for money

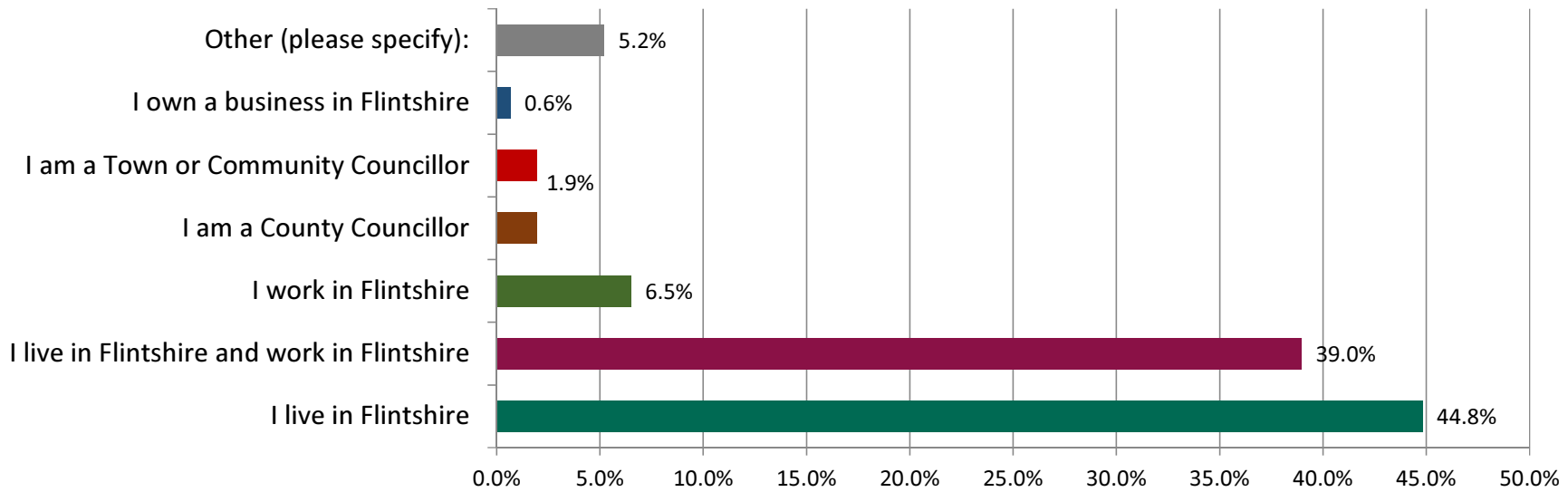
Tudalen 398

Digital Flintshire Consultation – Results Summary

Respondents Summary

- Total Responses – 179
- Number of responses with a full Flintshire postcode – 109
- 60.4% respondents do not work for Flintshire County Council
- 83.8% respondents live, or live and work, in Flintshire

Tudalen 399



Digital Flintshire Consultation – Results Summary

Tudalen 400

Results Summary - Access to the Internet and Devices

All of the respondents have internet access at home:

- 98.5% respondents with access to broadband
- 67.9% respondents with access to mobile internet

All of the respondents have access to a device:

- 94% respondents have a smartphone
- 86.5% respondents have a laptops
- 75.2% respondents have a tablet
- 40.6% respondents have a P.C.

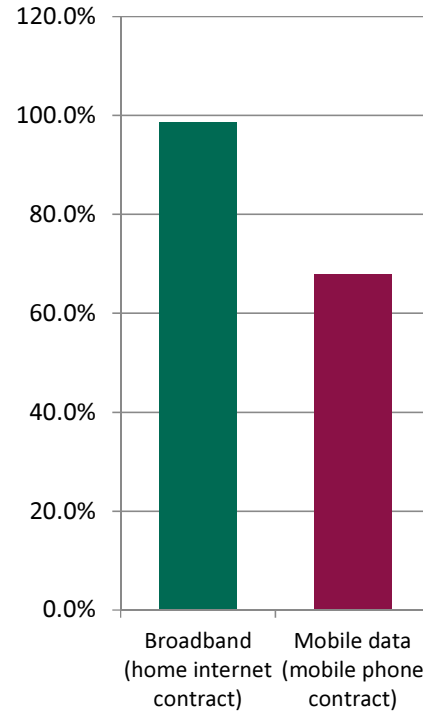
Results Summary - Online Behaviour

- Most (61.4%) respondents socialise online daily
- Most (56.5%) respondents work or study from home daily
- Most (62.8%) respondents shop online weekly
- Most (37.9%) respondents manage finances online weekly
- Most (39.5%) respondents never use online health services
- 38.8% respondents access online health services monthly

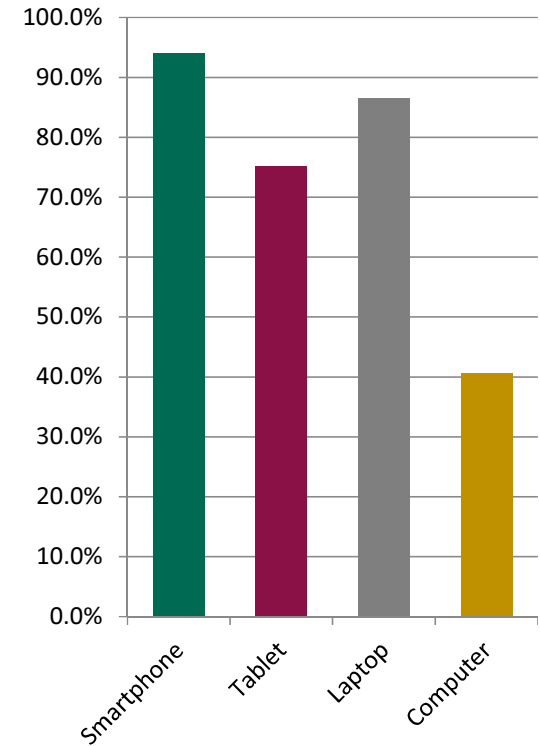
Results Summary - Connectivity

While 78.3% of respondents reported no difficulty in accessing the internet, the biggest barrier was the speed of the connection (18.6%)

Internet Connections



Devices



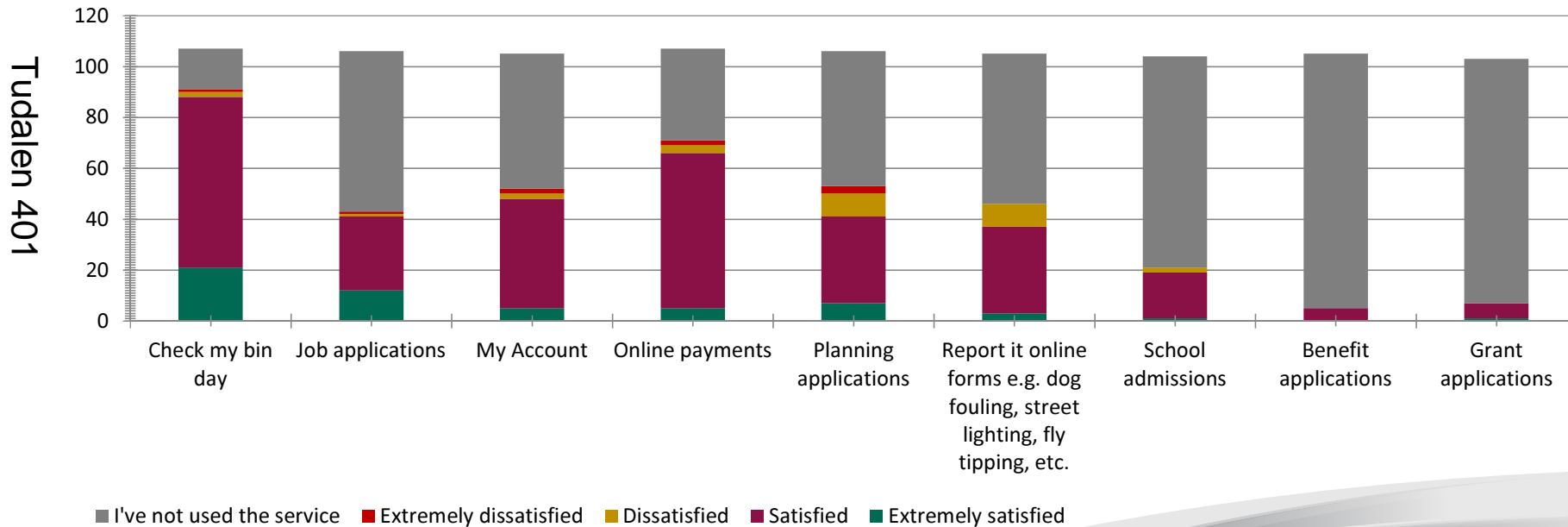
Digital Flintshire Consultation – Results Summary

Results Summary – Online Council Services

The majority of respondents:

- have used online council services (88.8%)
- are extremely satisfied or satisfied with online council services they have used
- have been able to do what they need to do via the current online services

Please tell us how satisfied you are with the online Council services you use?




Digital Flintshire Consultation – Results Summary

Current Council Services - Pain Points Summary

- 35 respondents stated that something was missing from online service they used
 - 37.1% report it online
 - 31.4% planning applications
 - 22.9% online payments
 - 22.9% check my bin day
- Website search poor and difficult to navigate – unable to find information required
- Ease of use of forms and site
- Information not up-to-date, limited content or missing information
- Limited feedback or response from online services
- Mobile device compatibility

All of these issues are being addressed as we continue to streamline and update the website, improving search functionality and ensuring it accessible via a variety of different devices.

What would make it easier for you to access the internet?



We will continue to work our partners to improve connectivity within the region via our Local Full Fibre Network (LFFN) project and the North Wales Growth Deal where digital infrastructure is an agreed priority.

Digital Flintshire Consultation – Results Summary

Respondents Views on “Digital Flintshire”- Summary

We asked respondents to share their views on our plans to deliver Digital Flintshire. Results can be categorised and summarised into the sections below which we will continue to focus on as part of our Digital Strategy:

1. Planning and Information

- Visibility of a roadmap and timescales for implementation
- Transparency around costs and impact on services

2. Inclusion and Accessibility

- Inclusion, exclusion and accessibility – consider people who cannot access services online or would prefer to access services offline
 - Training, skills and confidence building
 - Alternatives to digital provision
 - Accessible sites
 - Community engagement

3. Connectivity

- Better connectivity in the county

4. Website and Service Provision

- Better designed online services – as easy as picking up the phone
- Up-to-date, easily accessible and relevant website content
- Services designed and based on customer/resident needs

Digital Flintshire Consultation – Our Response

We have collated and summarised the feedback we received during the consultation period

Tudalen 404

Feedback received	Our response
No clear roadmap, milestones, targets set for implementation, ways to measure success etc.	
Where will costs be coming from? Where is the money coming from to pay for this? I am sure you will be increasing next years Council Tax and some of the services you provide are already under funded. Maybe its a question of sorting out today before investing in tomorrow. When the services you already provide are funded and working properly, then is the time to invest in the future.	
No details of how the aims and objectives will be met and how this will impact residents	
Does this mean that fewer services will be available in real life and will this affect jobs?	
How secure is “the cloud” and what sort of information will be stored there? How will information be backed-up?	
Where can I find examples of the Council’s progress?	
The way services are accessed online shouldn’t be more difficult than traditional methods	
The use of data is very important to ensure a continuous improvement approach to the services provided.	

Digital Flintshire Consultation – Our Response

We have collated and summarised the feedback we received during the consultation period

Tudalen 405

Feedback received	Our response
Council services, information and advice should be equitable and able to be accessed offline as well as online	
What about people who are not able to access digital or online services?	
How will people with limited skills be supported to access digital services and will training be provided?	
Some issues, questions and concerns are personal and complex – an online platform may not be able to address these or be the right approach. Residents still need to be able to access knowledgeable staff	
Digital contact can be efficient , but can also effectively isolate if the e forms have a built in dead end ; ie if the reasons for contact are not included or covered sufficiently and there is not a clear alternative route . Frustration in this respect can lead to feelings of isolation from services or help.	
would like to see information on current interruptions to local services e.g. non-collection of bins, and perhaps even road closures and (serious) congestion on the A.55. [as Dwr Cymru does for water supply interruptions] Will the web site be updated at times of need(out of hours) i.e. when unusual events occur. e.g. snow fall - is school open? Bins not emptied , how do I know when binmen coming? When a phone call is more useful.	

Digital Flintshire Consultation – Our Response

We have collated and summarised the feedback we received during the consultation period

Tudalen 406

Feedback received	Our response
A strong emphasis on customer first is needed	
Digital services should be secure, easy to access and easy to use	
I feel you should ensure that local "council contact hubs" are a permanent fixture for those people who cannot afford to purchase computers and pay for broadband services, and those who prefer to have a minimal internet footprint.	
What happens if the IT or systems fail? Need robust system and back up plan so that downtime - whatever the reason - will not adversely impact residents or staff	
Great to see this happening but the infrastructure in terms of bandwidth and reliability of ISP's must be available as a priority	Digital connectivity is the responsibility of the UK Government and the private sector. The Council will continue, with every opportunity that arises, to make use of resources to accelerate or complement improvements to connectivity to a position above the baseline these bodies have planned. The Council has recently completed a programme of investment through the Local Full Fibre Programme and plans further investment through the North Wales Growth Deal funding and through the UK Government Shared Prosperity Fund.
'Communities to become digitally aware and self-sufficient.' Can you explain what you mean by this phrase?	
Welsh should be used as much as English	

Digital Flintshire Consultation – Our Response

We have collated and summarised the feedback we received during the consultation period

Tudalen 407

Feedback received	Our response
<p>The plan is absolutely vital - not only for service users, but for retaining employees in the new WFH era and ensuring our LA is not left behind. The pandemic has enormously accelerated the need and motivation for this infrastructure development.</p>	<p>Digital connectivity is the responsibility of the UK Government and the private sector. The Council will continue, with every opportunity that arises, to make use of resources to accelerate or complement improvements to connectivity to a position above the baseline these bodies have planned. The Council has recently completed a programme of investment through the Local Full Fibre Programme and plans further investment through the North Wales Growth Deal funding and through the UK Government Shared Prosperity Fund.</p>
<p>An enhanced digital offer in Flintshire is critical for residents to access the services that can support them</p>	
<p>Please remember the elderly residents like my mother who is 90 years old. She does not own a mobile phone or any digital device. She has no wish to own either or learn how to use them. (I have tried unsuccessfully for 10 years to encourage her.) She likes to have paper copies of her accounts and likes to be able to post a cheque for payments. She is house bound and cannot travel to a bank or Connects Centre. This is important to her and helps her feel in control of her financial affairs. Remember that this is what matters to her and needs to be respected and catered for.</p>	
<p>I think everyone should have access to digital services (ipads, phones etc) but not necessarily free. How can you determine who is more worthy than the other to get such free services. Even people with jobs and what would seem to be a good salary are struggling nowadays.</p>	

Digital Flintshire Consultation – Our Response

We have collated and summarised the feedback we received during the consultation period

Tudalen 408

Feedback received	Our response
<p>Schools should provide all children with a tablet/laptop for homeworking , not just the families who are on credit support etc . With home schooling parents had to buy tablets, printers etc. in order to do the school work. Some schools still are doing this for homework. its not on that the parents have to pay for what the school should be providing for the children.</p>	
<p>when it comes to active engagement with our communities. I feel we need a robust engagement strategy and policies to support the use of digital methods alongside face to face</p>	
<p>Accessible training is key for those already being left behind. Should be mandatory training for all staff who work with and provide care/support/assistance to people</p>	

Eitem ar gyfer y Rhaglen 8



CABINET

Date of Meeting	Tuesday, 12 th July 2022
Report Subject	Shared Prosperity Fund
Cabinet Member	Cabinet Member for Climate Change and Economy
Report Author	Chief Officer (Planning, Environment and Economy)
Type of Report	Operational

EXECUTIVE SUMMARY

The Shared Prosperity Fund will deliver £2.5bn of investment until March 2025 across the UK. The aim of the programme is “to build pride in place and increase life chances”. UK Government have allocated £126m to North Wales to deliver the programme between 2022/2023 and 2024/2025 with £10.8m allocated to Flintshire for the core programme.

UK Government have set a challenging 16 week timescale to develop and submit a high-level Investment Strategy for the programme. The deadline is 1 August 2022 and delivery of the programme is estimated to need to start in September 2022.

This report provides an outline of the programme, a summary of the work done to date to prepare for it and the next steps required to meet the UK Government’s requirements to allow the funding to be drawn down.

RECOMMENDATIONS

1	That approval is given to further develop the Shared Prosperity Fund programme within Flintshire and regionally, through officer input, in line with the principles set out in this report.
2	That delegated authority is given to the Chief Officer (Planning, Environment and Economy) and the Cabinet Member for Climate Change and Economy to develop and submit Flintshire’s priorities for inclusion in the regional Investment Strategy to enable the programme funding to be drawn down.

3	That the proposal to ask Gwynedd County Council to act as the lead body to submit the regional Investment Strategy to UK Government and to lead subsequent programme delivery is supported.
---	---

REPORT DETAILS

1.00	EXPLAINING THE SHARED PROSPERITY FUND
1.01	European Structural Fund programmes have been a major funding source in Wales for several decades but are due to close over the next 18 months. UK Government has now launched the Shared Prosperity Fund as a domestically-funded replacement to the European programmes. Due to eligibility constraints, Flintshire has been a modest recipient of European funds but the programmes have funded a wide range of programmes to support businesses, develop skills, and increase employability.
1.02	<p>The Shared Prosperity Fund will deliver £2.5bn of investment until March 2025 across the UK. The aim of the programme is “to build pride in place and increase life chances”. The investment priorities set out by UK Government are:</p> <ul style="list-style-type: none"> • Community and Place - Strengthening our social fabric and fostering a sense of local pride and belonging. To build resilient and safe neighbourhoods. • Supporting Local Business - Creating jobs and boosting community cohesion by supporting local businesses. Promoting networking and collaboration and stimulating innovation and growth. Targeted support to help businesses grow - e.g. innovation, productivity, energy efficiency, low carbon and exporting. • People and Skills - Boosting core skills and supporting adults to progress in work. Supporting disadvantaged people to access the skills they need. Funding local skills needs and supplementing local adult skills provision. Reducing levels of economic inactivity and supporting those furthest from the labour market.
1.03	The guidance for the programme was released on 13 April 2022. The programme is to be managed by local government across the UK. Funding is allocated to local government and no competitive bids are expected. An Investment Strategy setting out the approach to delivering the programme is expected in order to release the funding and UK Government will need to receive this by 1 August 2022. UK Government has asked local government in Wales to collaborate to produce one Investment Strategy for each region and to nominate a single Lead Body to submit the Strategy and act as the accountable body for the funding. UK Government has indicated that it will approve Investment Strategies by 31 August 2022.
1.04	Local government is expected, in developing the programme, to engage stakeholders including from the third sector and business community and to provide opportunities for organisations to secure resources from the programme to deliver against its priorities.

1.05 A regional budget allocation has been made available by UK Government as shown below.

Individual authorities	Core UKSPF		Multiply		Total		
Conwy	Allocation	£	20,285,722	£	4,234,398	£	24,520,120
Year 1 - 15%	£ 3,678,018.00	15.00%	£ 2,378,904.69	30.68%	£ 1,299,113.31	£	3,678,018.00
Year 2 - 27%	£ 6,620,432.40	27.00%	£ 5,152,790.05	34.66%	£ 1,467,642.35	£	6,620,432.40
Year 3 - 58%	£ 14,221,669.60	58.00%	£ 12,754,027.25	34.66%	£ 1,467,642.35	£	14,221,669.60
Total - 100%	£ 24,520,120.00	100.00%	£ 20,285,722.00	100.00%	£ 4,234,398.00	£	24,520,120.00
Denbighshire		£	21,218,792	£	4,429,165	£	25,647,958
Year 1 - 15%	£ 3,847,193.70	15.00%	£ 2,488,325.88	30.68%	£ 1,358,867.82	£	3,847,193.70
Year 2 - 27%	£ 6,924,948.66	27.00%	£ 5,389,800.07	34.66%	£ 1,535,148.59	£	6,924,948.66
Year 3 - 58%	£ 14,875,815.64	58.00%	£ 13,340,667.05	34.66%	£ 1,535,148.59	£	14,875,815.64
Total - 100%	£ 25,647,958.00	100.00%	£ 21,218,793.00	100.00%	£ 4,429,165.00	£	25,647,958.00
Flintshire		£	10,840,177	£	2,262,755	£	13,102,933
Year 1 - 15%	£ 1,965,439.95	15.00%	£ 1,271,226.72	30.68%	£ 694,213.23	£	1,965,439.95
Year 2 - 27%	£ 3,537,791.91	27.00%	£ 2,753,521.03	34.66%	£ 784,270.88	£	3,537,791.91
Year 3 - 58%	£ 7,599,701.14	58.00%	£ 6,815,430.26	34.66%	£ 784,270.88	£	7,599,701.14
Total - 100%	£ 13,102,933.00	100.00%	£ 10,840,178.00	100.00%	£ 2,262,755.00	£	13,102,933.00
Gwynedd		£	20,205,992	£	4,217,756	£	24,423,747
Year 1 - 15%	£ 3,663,562.05	15.00%	£ 2,369,554.51	30.68%	£ 1,294,007.54	£	3,663,562.05
Year 2 - 27%	£ 6,594,411.69	27.00%	£ 5,132,537.46	34.66%	£ 1,461,874.23	£	6,594,411.69
Year 3 - 58%	£ 14,165,773.26	58.00%	£ 12,703,899.03	34.66%	£ 1,461,874.23	£	14,165,773.26
Total - 100%	£ 24,423,747.00	100.00%	£ 20,205,991.00	100.00%	£ 4,217,756.00	£	24,423,747.00
Isle of Anglesey		£	13,304,735	£	2,777,202	£	16,081,937
Year 1 - 15%	£ 2,412,290.55	15.00%	£ 1,560,244.98	30.68%	£ 852,045.57	£	2,412,290.55
Year 2 - 27%	£ 4,342,122.99	27.00%	£ 3,379,544.78	34.66%	£ 962,578.21	£	4,342,122.99
Year 3 - 58%	£ 9,327,523.46	58.00%	£ 8,364,945.25	34.66%	£ 962,578.21	£	9,327,523.46
Total - 100%	£ 16,081,937.00	100.00%	£ 13,304,735.00	100.00%	£ 2,777,202.00	£	16,081,937.00
Wrexham		£	18,766,853	£	3,917,353	£	22,684,205
Year 1 - 15%	£ 3,402,630.75	15.00%	£ 2,200,786.85	30.68%	£ 1,201,843.90	£	3,402,630.75
Year 2 - 27%	£ 6,124,735.35	27.00%	£ 4,766,980.80	34.66%	£ 1,357,754.55	£	6,124,735.35
Year 3 - 58%	£ 13,156,838.90	58.00%	£ 11,799,084.35	34.66%	£ 1,357,754.55	£	13,156,838.90
Total - 100%	£ 22,684,205.00	100.00%	£ 18,766,852.00	100.00%	£ 3,917,353.00	£	22,684,205.00
			£ 104,622,271.00			£	126,460,900.00

The programme is predominantly a revenue funding programme but 15% capital (or more by agreement) can be included.

1.06 The Multiply programme included in the table above is a UK Government initiative to boost adult numeracy. The budget for the programme is high and adult numeracy is devolved to Welsh Government for delivery with established programmes already in place. Further discussion between the Welsh Local Government Association, UK Government and Welsh Government is therefore underway to determine how to make the best use of the funding opportunity.

Progress to date

1.07 The timetable set by UK Government gives 16 weeks to consult stakeholders and develop and approve the Investment Strategy for submission. Although the Investment Strategy itself is not expected to require much detail to be approved, local government needs to:

- undertake stakeholder engagement both locally and regionally;
- set priorities for the programme regionally and locally;
- agree appropriate governance structures locally and regionally;
- start to prepare the methodology by which funding will be allocated; and
- agree the regional lead body for the programme and set up the necessary structures and agreement.

1.08 Structures have been established regionally to lead this process with a senior manager group established to oversee the development of the programme and an operational co-ordinating group to drive forward the work streams above.

1.09	It is currently proposed that Gwynedd County Council is asked to act as regional lead authority for the programme. Gwynedd County Council already acts as the lead body for the North Wales Growth Deal portfolio.
1.10	There have been workshops and meetings regionally to engage stakeholders to inform the priorities for the programme in relation to skills and employment. The majority of skills and employment programmes have tended to be delivered on a regional or sub-regional footprint due to the commonality of needs of the clients and the ability to secure economies of scale.
1.11	Locally, the Council has held three workshops; one for each theme of the programme, with representation from Council teams, external partners, third sector representatives and the business community. The feedback from these sessions will be used to inform the priorities for the programme in Flintshire.
1.12	It is proposed that the existing Economic Recovery Group, a multi-sector partnership established following the covid pandemic, is used to contribute to the governance for the programme. The membership and terms of reference for the group will need to be reviewed for this purpose. In addition, the programme priorities and operating models will need to be approved by Cabinet and reviewed by the Environment and Economy Overview and Scrutiny Committee once the funding has been unlocked by UK Government.
	<u>Next steps</u>
1.13	The programme provides a relatively limited financial resource compared to the breadth of the priorities given by UK Government. It is recommended that the Council concentrates its resources into a smaller number of priorities in order to maximise impact. These should be informed by: <ul style="list-style-type: none"> • The Regional Economic Framework • The Council Plan and Well-being Plan • The outcomes of the consultation events with stakeholders
1.14	The Council will need to compile its preferred priorities for the programme and submit these for compilation within the regional Investment Strategy alongside the regional elements of the Strategy required by UK Government. UK Government has given assurances that the Investment Strategy will be able to be amended as needed following approval.
1.15	There are opportunities for delivery of activities under the People and Skills and Supporting Local Business themes to take place on a regional and sub-regional rather than local footprint. This helps to secure economy of scale and has worked successfully to-date. There are fewer opportunities for this within the Places and Communities theme. It is proposed that, wherever shared priorities and opportunities for efficiency exist, regional development and delivery should be used. The Council will still be able to deliver locally-specific activities where this is identified as more appropriate. Organisations seeking to deliver regional projects will, at a future stage of programme development later in 2022, be required to

	demonstrate how their project will deliver measurable benefits to each county in order to receive funding.
1.16	Further discussions with strategic stakeholders will determine the approach to be taken to the Multiply element of the programme and how it should be reflected in the Investment Strategy.
1.17	<p>Delivery of the programme will need to comply with Council Contract Procedure Rules. There are expected to be three main methods for delivering the programme:</p> <ol style="list-style-type: none"> 1) Direct delivery by Council teams using programme funding 2) Procured activity 3) Funding given to third parties through open and competitive calls for proposals <p>It is anticipated that, due to the constraints imposed by the timetable for the programme, the majority of expenditure for the 2022/2023 financial year will be through the first method. The third method, open calls for proposals, will be established for the appropriate priorities and will operate in the second half of 2022/2023 so that approved projects are ready to start by 1 April 2023.</p>
1.18	The Council will work with regional and local partners to ensure that the Investment Strategy is delivered to UK Government by the 1 August 2022 deadline.

2.00	RESOURCE IMPLICATIONS
2.01	Four percent of the value of the programme can be drawn down by the regional lead body for programme governance, administration and monitoring and evaluation. Funds can be allocated from this sum to each local authority to cover programme management costs so the programme should not present an additional burden to Council finances.
2.02	UK Government does not require local government to provide match funding for the programme, although it is encouraged. The Council may, in order to maximise the availability of limited funding or to comply with subsidy control legislation, require organisations applying for funding from the programme to provide an element of match funding.
2.03	Managing and delivering the programme will require the Council to recruit temporary staff which may create the risk of redundancy cost liabilities at programme closure in 2025/26.

3.00	IMPACT ASSESSMENT AND RISK MANAGEMENT	
3.01	Ways of Working (Sustainable Development) Principles Impact	
Long-term	The Council will prioritise projects that can demonstrate an impact beyond the two and a half year duration of the programme.	
Prevention	The Council will prioritise projects that can demonstrate that they address underlying issues rather than merely tackling their symptoms.	
Integration	The Council has already held some consultation on the priorities for the programme. The Council will, under appropriate priorities, establish open calls for proposals so that a wide range of organisations can contribute to the delivery of the priorities. The Council will use the existing multi-sector Economic Recovery Group to provide oversight of the programme and link it to wider programmes and initiatives. The Council will prioritise projects that can demonstrate that they are integrated into wider local partnerships and programmes rather than established solely for the purpose of securing funding from this programme.	
Collaboration		
Involvement		
Well-being Goals Impact		
Prosperous Wales	The Council will prioritise projects that can demonstrate that they address the Well Being Goals.	
Resilient Wales		
Healthier Wales		
More equal Wales		
Cohesive Wales		
Vibrant Wales		
Globally responsible Wales		
Risk management		
Risk	Mitigation	
Recruitment The programme will require the Council to recruit a number of staff to manage and deliver the programme. Recruitment will be urgent due to the constrained timescale of the programme and the Council will be competing with every other Council in the UK for applicants.	This will be a strategic risk for the programme and for the majority of projects within it. There is no immediate mitigation possible but close monitoring will help the Council to take corrective action where it can.	

	<p>Expectations</p> <p>The programme offers a relatively small resource compared to the breadth of the priorities it can deliver against. There is a risk that organisations whose priorities and projects are not prioritised will criticise the Council.</p>	<p>The Council will need to be clear from the earliest stages on the approach it will take to setting the priorities for the programme and on its delivery strategy including how it will invite and select proposals from third parties. Transparent criteria for this will be used wherever possible and approval for these will be sought from Cabinet following review by the Environment and Economy overview and Scrutiny Committee.</p>
	<p>Multiply</p> <p>The scale of the programme appears to be disproportionate to the unmet need in our communities and there is existing provision in place to meet these needs.</p>	<p>Further discussion at the strategic level on the approach needed to deliver Multiply and to seek greater flexibility to allow resources to be used more widely.</p>

4.00	CONSULTATIONS REQUIRED/CARRIED OUT
4.01	The Council has held three workshops with internal and external partners; one for each theme of the programme. The Council will also consult on the draft priorities as they are ready to be submitted regionally.

5.00	APPENDICES
5.01	None.

6.00	LIST OF ACCESSIBLE BACKGROUND DOCUMENTS
6.01	None.

7.00	CONTACT OFFICER DETAILS
7.01	<p>Contact Officer: Niall Waller (Enterprise and Regeneration Manager) Telephone: 01352 702137 E-mail: niall.waller@flintshire.gov.uk</p>

8.00	GLOSSARY OF TERMS
8.01	<p>Match funding – money provided by a project applicant towards the costs of delivering their project.</p> <p>Multiply – a mandatory element of the Shared Prosperity Fund programme to tackle adult numeracy.</p> <p>Shared Prosperity Fund – a funding programme from UK Government operating over the 2022-2025 financial years “to build pride in place and increase life chances”.</p>

Eitem ar gyfer y Rhaglen 9



CABINET

Date of Meeting	Tuesday, 12 th July 2022
Report Subject	Welsh Government's Consultation on Proposals for New Bus Legislation
Cabinet Member	Deputy Leader of the Council and Cabinet Member for Streetscene & Regional Transport Strategy
Report Author	Chief Officer (Streetscene and Transportation)
Type of Report	Strategic

EXECUTIVE SUMMARY

Welsh Government is seeking views on the proposal to introduce new legislation to fundamentally change the way bus services are planned and operated in Wales, and has launched a 12-week public consultation on how the new bus system will be designed, which closes on 24th June 2022.

In Flintshire, we have sought an extension to the consultation to allow the new administration and ensure that newly elected members are afforded the opportunity to learn about the proposals and provide a response. Accordingly, Welsh Government have agreed to a small window beyond the consultation deadline, which will ensure that Flintshire members are given the opportunity to respond to the proposals.

The legislative proposals seek to essentially change the way that bus services are governed, coordinated and operated in Wales. Welsh Government is intent on achieving a bus system that boosts social equity and is capable of delivering the scale of modal shift required by the climate emergency, which is governed and designed to serve the public interest, with the widest possible geographic coverage, fully integrated connections between different services, the highest possible service frequencies, and simple unified easy-to-use ticketing and information under the banner: 'One Network, One Timetable, One Ticket: planning buses as a public service for Wales.'

The purpose of this report is to advise Informal Cabinet on the proposals for new bus legislation and highlight some of the benefits and risks.

RECOMMENDATIONS

1	That Cabinet welcome the proposals to introduce new legislation for bus services in Wales, but notes some of the risks and challenges highlighted in this report.
2	That Cabinet supports the proposed response put forward by Flintshire to the White Paper Consultation.

REPORT DETAILS

1.00	EXPLAINING THE BACKGROUND FOR THE PROPOSALS TO INTRODUCE NEW LEGISLATION FOR BUS SERVICES IN WALES
1.01	<p>Welsh Government is seeking views on the proposal to introduce new legislation to fundamentally change the way bus services are governed, planned, coordinated and operated in Wales, and has launched a 12-week public consultation on how the new bus system will be designed, which closes on 24th June 2022 (see Appendix 1 – Consultation document).</p> <p>Welsh Government is intent on achieving a bus system that boosts social equity and is capable of delivering the scale of modal shift required by the climate emergency, which is governed and designed to serve the public interest, with the widest possible geographic coverage, fully integrated connections between different services, the highest possible service frequencies, and simple unified easy-to-use ticketing and information under the banner: ‘One Network, One Timetable, One Ticket: planning buses as a public service for Wales.’</p> <p>https://gov.wales/one-network-one-timetable-one-ticket-planning-buses-public-service-wales</p>
1.02	<p>Current legislation under the Transport Acts 1985 and 2000 places a duty on us as a local authority to plan and administer bus services that cannot be run for profit by commercial bus operators, keep the bus network under review and intervene where appropriate. There is no statutory duty upon the Council to provide local bus services or any other form of public transport, but there is local discretion as to the level of subsidised services provided and this must be achieved within the funding available. Subsidised bus services are provided under contract to us by various bus operators. The local authority does not run services, own the buses or employ the drivers and this falls under the private bus company’s remit. Services therefore must be sustainable, benefit as many people as possible and offer reasonable value for money for the public purse, when the cost of providing them is equated with patronage they actually receive.</p>
1.03	<p>In May 2015, Cabinet approval was given for a review of the county’s subsidised bus services as part of the business planning proposals over a three-year period between 2015 and 2018. Under the proposals, it was agreed that only a core network of bus routes would be supported in the county, which would be largely made up of commercial bus services with minimal financial support, to ensure that essential regular connections were retained to key hubs along the routes. Commercially operated routes might also operate in the county, but these would not be within the control of the council and may not receive any direct subsidy. Workshops were subsequently held with elected members and town and community councils to identify the core bus network and determine the minimum standard required for the core network in terms of days/hours of operation and the frequency of services.</p>
1.04	<p>In line with the portfolio business planning proposals, the subsidies provided by the Council were reduced, with the final phase of reductions delivered in 2017/18. At the time, the situation was complicated by the failure of a large, local public transport provider in July 2016 when the level of subsidy increased as the routes provided by the supplier were supported by the Council in the immediate aftermath of the service failure.</p>

1.05	<p>The core bus network structure in place currently is characterised by a number of key destinations across the County (hubs), such as main towns or public transport interchanges/railway stations with direct, high frequency bus services operating between the hubs. The core network predominantly consists of commercial bus services; however, some support has continued to be provided to ensure that connections are maintained and that regular, high quality services continue to link the key hubs along the network. The current level of revenue support provided by Flintshire for the core bus network is £513k with additional support provided through the Bus Service Support Grant (BSSG) by Welsh Government, which stands at £558k. Appendix 2 details the core bus network and Appendix 3 shows a list of all the supported bus routes as part of this core bus network and details how this network is currently funded.</p>
1.06	<p>Deregulation of the bus service industry since the 1980s meant that road service licensing was abolished and allowed for the introduction of competition on local bus services. To operate a bus service, all an accredited operator was required to do was provide 56 days' notice to the Traffic Commissioner of their intention to commence, cease or alter operation on a route.</p> <p>It has been widely recognised that deregulation has had several consequences in that the link between transport authorities and bus operators was removed and local authorities lost the power to control bus services or provide incentives to operators to improve services. In effect, local authorities lost control of the routes, the frequency of services and the setting and collection of fares, which meant that the opportunity to integrate and coordinate services was also removed.</p> <p>Over the years, the impact of deregulation has been felt most heavily in the more rural areas, where competition is poor, demand for travel by public transport is lower and the cost for subsidised services is high. For those people without access to a car, or those with special access requirements, the lack of public transport is a major barrier to accessibility. In north Wales, commercial bus services have tended to be concentrated in the more urban, populated coastal strip, which is dominated by one or two private companies.</p>
1.07	<p>In addition to this, the COVID-19 pandemic has exposed serious issues around the resilience of the bus services network in Wales and the vulnerability of the bus industry from reduction in patronage and fare-box revenue. Despite bus services being an essential part of the public transport network in Wales, they are in decline with passenger numbers falling steadily for many years on most routes in Wales. This decline reflects a similar picture across the UK as a whole.</p>
1.08	<p>As Wales recovers from the pandemic, there is an opportunity to legislate for the much-needed reform of the planning and delivery of bus services, and to enable an increase in bus services in a way which achieves a range of policy objectives. The draft Regulatory Impact Assessment (see Appendix 4) published alongside the consultation document sets out key success factors for a better bus system, including:</p> <ul style="list-style-type: none"> • area-wide networks with all significant local destinations reachable • one ticket system • easy to understand network • one brand • easy and reliable transfer • reliable travel times

	<ul style="list-style-type: none"> • accessible and comfortable • public feedback and customer care • passenger safety, security and health • network efficiency and financial affordability <p>Welsh Government intends to encourage people to make the change to more sustainable transport by making it more attractive to all parts of society (One Network), adopting innovations that make it easier to use (One Timetable) and making it more affordable (One Ticket).</p>
1.09	<p>Welsh Government is intending to introduce Primary Legislation that enables the regulation of bus services in Wales and proposes the following measures: -</p> <ul style="list-style-type: none"> • Local authorities will work with Transport for Wales (TfW) to develop area-wide network plans with all significant local destinations reachable • Corporate Joint Committees (CJCs) will discuss and agree the network plans to ensure regional connectivity. • Regional network plans will be submitted to a national group including all 4 CJCs, Welsh Ministers, Transport for Wales and operator, passenger and employee representatives to ensure national join-up and effective interchange with other transport modes, including rail and active travel routes. • Franchising of bus services across Wales: powers for franchising would sit with Welsh Ministers in order for TfW to procure and manage franchise contracts for those plans, in close cooperation with local authorities. • Lifting the ban on setting up new municipal bus companies (either as a totally new entity or the acquisition of an existing bus company with services run independently at arms-length or as an in-house department e.g. Teckal) and removing restrictions on existing municipal bus companies to enable parity (“No Advantage”) under a franchised system, to include co-ownership, acquisition, and raising funds commercially. • The need for transitional regulations. • Introducing a mechanism for an “Operator of Last Resort” for situations where a franchise operator might fail commercially • A specific legislative duty to consider the impacts on SMEs when franchising.
1.10	<p>There is general agreement amongst local authorities that improvements can be made to the way bus services are currently managed and controlled in Wales. There is also complete consensus that radical action is needed to address the challenge of climate change and reduce emissions.</p>
1.11	<p>Whilst the ambition of the White Paper is highly commendable, there is significant concern about how the changes are going to be made in practice and whether the level of funding required to realise the ambition is going to be achievable. To be effective and improve services across Wales, the franchising model proposed will require a substantial increase in the amount of funding dedicated to bus services. It is important that any such increase in investment is used as effectively as possible to ensure it makes a significant contribution to efforts to tackle the climate change emergency.</p>
1.12	<p>The White Paper outlines that, in order to ensure that public funding is used efficiently, various strategic objectives would have to be achieved. One of them is: “multi-year sustainable funding allocations for bus services and bus infrastructure that enable long-range strategic planning and investment, optimal</p>

	<p>use of available monies and development of sustained improvement packages targeted to grow patronage.”</p>
1.13	<p><u>Considerations / Implications & Risks</u></p> <p>a) Undoubtedly, a significant increase in funding will be required for a franchising model and, as plans are developed, this will need to be costed and assessed for affordability. The additional costs of a franchise model have been estimated to be around £61m per year with no guarantees that improvements in bus services will be delivered any more quickly than through local authorities and operators working in partnership to improve services.</p> <p>b) Local authorities contribute significant amounts of funding from a variety of sources to bus services already. However, these contributions vary significantly across Wales and it is not a level playing field. The local authorities that contribute the highest amounts currently have concerns about the impact locally of effectively pooling resources with regional partners that have either provided lower amounts of funding or none at all. Similarly, councils in areas with strong commercial networks at present are wary that franchising could see a redistribution of resources to improve services in areas poorly served at the moment. However, equally, if improvements in some areas have to be funded by a redistribution of resources, as opposed to from additional funding, that could mean some local residents seeing a reduction in services.</p> <p>c) Local authority bus service budgets are currently discretionary and un-hypothecated, and there is no statutory duty upon the Council to provide local bus services or any other form of public transport. Although it has not been raised yet, there is concern that local authorities may be mandated to provide or increase funding for local bus services. Funding in place at present is complex and comes from numerous sources, and is not limited to Welsh Government e.g. cross-boundary and cross-border services receive subsidies from neighbouring local authorities.</p> <p>d) Concerns have been raised around the local input to service design. Welsh Government believes that the best way to achieve the kind of national level coordination and network design needed to maximise the public good across Wales is to bring regional leads together through the CJsCs with Welsh Government and expert input at a national supervisory board which can offer a guiding mind, bringing all levels of the bus system together to achieve that objective. It is important to note that the proposals will allow Welsh Ministers to change the entire Supervisory Board and decide on a reallocation of funding between regions without any local input.</p> <p>e) CJsCs will be required to develop regional transport plans and ensure a coordinated approach across the region for bus and rail services, and situations should be avoided, in so far as possible, where bus and rail are competing for the same passengers. CJsCs also have a statutory responsibility to produce Strategic Development Plans. These need to be developed in harmony with transport plans, ensuring that land use plans correspond with transport plans.</p> <p>f) WG is proposing to centralise the letting and management of contracts for the franchise through Transport for Wales (TfW) at a national level. All councils have raised significant concerns around this proposal and feel that the current knowledge and experience sits within local authorities. There are also TUPE issues to consider. Clearly, TfW will have a role to play, but</p>

	<p>there is also concern that this would create significant issues for councils as the officers who manage contracts are generally also involved in other transport functions, including home to school transport. Other questions around compliance monitoring, H&S, and safeguarding have yet to be addressed.</p> <p>g) No mention has been given to the maintenance and management of bus stop or bus station infrastructure in the proposals and whether this responsibility would be retained by local authorities. Funding for maintenance is currently very limited and has been significantly reduced at a local authority level over the years, which has meant that it tends to involve reactive repairs only. Any improvements to infrastructure would need to be accurately costed and funded with consideration given to ongoing maintenance revenue funding.</p> <p>h) Concerns have been raised around potential distortion of the market and competition through franchising, particularly where one large commercial operator currently dominates. The impact on SMEs of new arrangements certainly needs to be a major consideration. This is of particular importance for rural areas where these SMEs are often an important source of local employment and provide other local transport services (e.g. home to school transport, rail replacement). If SMEs fail to win franchises in competition with larger operators it is likely to put their future at serious risk – with a range of potential unintended consequences locally.</p> <p>i) Home to school transport plays an integral part of the local bus network and is often used to cross-subsidise public transport services (and vice versa), as it is often more cost effective i.e. cheaper to purchase seats on public transport services than provide a dedicated school transport contract. Under the franchising model, local authorities would lose the flexibility to do this, resulting in missed opportunities and higher overall costs.</p> <p>j) Flintshire’s location as a border authority with England – it is still unclear how cross border services will be impacted and whether the franchise would extend beyond the border e.g. Service 5 to Ellesmere Port. Consideration also need to be given to the fact that the costs for subsidising cross-border services are shared with neighbouring cross-border local authorities.</p> <p>k) Potential impact on community transport providers, which operate under Section 19 and Section 22 of the Transport Act 1985 as “not-for-profit” transport and allow the provider to operate transport services for hire or reward without the need for a full public service vehicle operator’s (PSV ‘O’) licence. Welsh Government have already indicated that they are unlikely to include provisions for these regulations, as they are unlikely to fall within the competence of the Senedd. However, up to 10% of the Bus Service Support Grant, which equates to £615k in north Wales, is currently used to fund these essential community transport services. There has been no indication whether this funding will continue to be provided in the future under the new regime.</p>
--	---

2.00	RESOURCE IMPLICATIONS
2.01	<p>Staff resources may be impacted if specific duties transfer to the proposed CJsCs and/or TfW; however, without full details, the full impact of this cannot be evaluated at this stage.</p> <p style="text-align: right;">Tudalen 422</p>

2.02	The revenue support funding provided by Flintshire for the local bus core network could be impacted in the future, but again, without further details, the full impact of this cannot be assessed at this stage. Similarly, the impact on school transport services and budgets is not known, but there may be unintended risks and consequences attached to the proposals as a result of the franchising model.
2.03	The proposals around allowing local authorities to create new municipal bus companies would require significant funding and investment, and carries with it its own operational and strategic risks.

3.00	IMPACT ASSESSMENT AND RISK MANAGEMENT
3.01	A Regulatory Impact Assessment has been produced by Welsh Government, which is shown in Appendix 4 .
3.02	An Integrated Impact Assessment has also been completed.

4.00	CONSULTATIONS REQUIRED/CARRIED OUT
4.01	Cabinet Member for Streetscene & Transportation

5.00	APPENDICES
5.01	Appendix 1 – Consultation document Appendix 2 – Flintshire’s core bus network Appendix 3 - List of current supported bus routes and funding Appendix 4 – Welsh Government’s Regulatory Impact Assessment

6.00	LIST OF ACCESSIBLE BACKGROUND DOCUMENTS
6.01	One network, one timetable, one ticket: planning buses as a public service for Wales: https://gov.wales/one-network-one-timetable-one-ticket-planning-buses-public-service-wales

7.00	CONTACT OFFICER DETAILS
7.01	Contact Officer: Katie Wilby, Chief Officer, Streetscene & Transportation Telephone: 01352 704530 E-mail: katie.wilby@flintshire.gov.uk

8.00	GLOSSARY OF TERMS
8.01	CJCs = Corporate Joint Committees. The power to pass regulations creating CJCs was included in the Local Government and Elections (Wales) Bill that was passed in the Senedd in 2020. There will be four CJCs corresponding to the growth deal areas within Wales with the initial membership comprising of all the Leaders of Councils within the area covered. The CJCs will exercise functions which WG believe are best exercised regionally. At present the proposal is for them to undertake functions within economic development, transport and strategic planning.



Llywodraeth Cymru
Welsh Government

PUBLICATION

One network, one timetable, one ticket: planning buses as a public service for Wales

We are seeking your views on proposals for new bus legislation.

First published: 31 March 2022

Last updated: 31 March 2022

This document was downloaded from GOV.WALES and may not be the latest version.

Go to <https://gov.wales/one-network-one-timetable-one-ticket-planning-buses-public-service-wales.html> for the latest version.

Get [information on copyright](#).

Tudalen 425

Contents

[Ministerial foreword](#)

[Vision](#)

[Context and background](#)

[Legislative proposals](#)

[Draft regulatory impact assessment](#)

[How to respond](#)

[Your rights](#)

[Further information and related documents](#)

Ministerial foreword

Lee Waters MS, Deputy Minister for Climate Change:

“ Buses are the backbone of our public transport service. They carry three times as many passengers as trains, getting people across Wales to work and school, allowing us to meet family and friends, and offering a key lifeline for the quarter of people in Wales who do not have access to a car.

“ Governments have long recognised the importance of this public service, even before the COVID-19 pandemic we invested well over £100 million

This document was downloaded from GOV.WALES and may not be the latest version.

Go to <https://gov.wales/one-network-one-timetable-one-ticket-planning-buses-public-service-wales.html> for the latest version.

Get [information on copyright](#).

Tudalen 426

every year in bus services. However, the legacy of privatisation still prevents us from planning buses as a public service and designing networks to ensure that investment gets people where they need to go.

“ That isn’t good enough.

“ The scientific advice on Climate Change is as clear as it is stark. We have to make urgent changes to the way we live and take meaningful action to avoid catastrophic damage to our climate.

“ Transport accounts for nearly a fifth of our carbon emissions, yet we cannot currently plan bus networks to break our reliance on private cars and make sure people can access services reliably and sustainably. This is a key barrier to delivering a just transition to net zero.

“ This white paper sets out our plan to fundamentally change the way bus services are planned in Wales – allowing all levels of government in Wales to work together to design the bus networks our communities need.

“ I would like to thank both local government colleagues and industry partners for their work with us to help develop these proposals and look forward to continuing to work closely together to build the bus system Wales needs.

“ This consultation marks the start of a process by which we can significantly improve bus services in Wales and take meaningful strides towards delivering a transport system which helps rather than hinders our journey to Net Zero.

“ I look forward to receiving comments and views on these proposals. This is a generational opportunity to make a change and implement a bus system which works for Wales. We want to work with partners to do it as effectively and fairly as we possibly can.

“ Your feedback and continued engagement as we finalise the legislation proposed in the white paper can help us get there. ”

Vision

The climate emergency demands urgent action. We need a decade of action which goes further over the next 10 years than we have in the last 30. The scale and immediacy of this challenge is laid out in our overarching plan to tackle it:

Net Zero Wales Carbon Budget 2

For climate damaging emissions, transport has been the worst-performing sector of the economy. We need to change the way we travel. Even if we electrify vehicles at the fastest feasible rate, we will break our carbon budget unless we reduce the number of cars on our roads and instead use public transport more and make more local trips by walking or cycling.

To achieve this change we need a transport system that works for everyone and offers a real alternative to relying on a car. This is essential to ensure there are affordable transport options for everyone to get where they need to go, as well as to meet our climate targets. At an average of £44,000 (**average cost of an electric car 2021**), an electric car is beyond the means of many families.

Furthermore, approximately 13% of households in Wales do not have a car (**The National Survey for Wales**), and 25% of bus users are disabled or have a long-term illness (analysis undertaken by Transport for Wales, 2019). This highlights the crucial social and economic role buses currently play and could play in the future – they are a key lifeline for people across Wales to access services, get to work, and meet family and friends.

The Welsh Government is intent on achieving a bus system that boosts social equity and is capable of delivering the scale of modal shift required by the climate emergency.

This white paper is about creating a bus system dedicated to providing the best possible service to the public. That means a bus system which is governed and designed to serve the public interest, with the widest possible geographic coverage, fully integrated connections between different services, the highest possible service frequencies, and simple unified easy-to-use ticketing and information – expressed simply: ‘One Network, One Timetable, One Ticket’.

This document was downloaded from GOV.WALES and may not be the latest version.

Go to <https://gov.wales/one-network-one-timetable-one-ticket-planning-buses-public-service-wales.html> for the latest version.

Get [information on copyright](#).

Tudalen 428

Climate change requires us to think beyond the immediate, this vision needs to govern how we deliver transport services over the next 30 years. The current deregulated bus system is directed by market forces rather than public need, and has shown itself incapable of delivering the scale or pace of change we need. This white paper is about putting in place a governance system for buses that will give us the power to achieve this vision of affordable comprehensive public transport services that work in a joined-up way to carry us on our journey to net zero.

What are the aims and objectives?

The vision set out above requires a transformation in how buses in Wales are governed to achieve the following over-arching aims:

- a bus system that is purposely designed to maximise the public good
- a bus system that efficiently uses public investment to strategically address public priorities for bus improvements, thereby justifying greater public investment
- a bus system, which forms part of an integrated transport network that provides an excellent travel option, wherever people need it, whenever people need it, throughout Wales.

Legislation alone cannot achieve these aims, nor, on their own, can traditional scheduled bus routes: a much-enhanced scheduled network must provide the basis for linked flexible services that extend the reach of buses to cover many more times and places. Implementing the legislation, and introducing franchise contracts over different areas, will take time and will probably require iterative improvements to reach the ambitious level of service we are aiming to develop. We will need to continue making the case for further investment in bus services to deliver the extent and regularity of services they require. We will also need to continue work on demand-responsive travel options, such as the Fflecsi service being piloted by Transport for Wales, to offer reliable, sustainable, affordable travel options in places and times when scheduled bus services are not available. However, this sets out where we're aiming to get to, and the path our legislative proposals set us on.

The term demand-responsive transport encompasses various forms of service, from buses to minibuses and taxis, that are provided to be flexible about times and/or destinations and enable people to request travel to places and at times beyond the reach of scheduled bus services. Further information on the Fflecsi service is available on [Fflecsi Wales](#).

To provide an excellent travel option for people in the long term, we will need:

- a comprehensive network of bus routes to serve the widest feasible range of destinations, both at busy times and less busy times in the evenings and Sundays.
- coordinated timetables for bus-bus connections and bus connections with all other modes of public transport.
- simple area-wide fares, valid across all bus routes and on all modes of public transport.

These three objectives are best summarised by the title of this white paper: ‘One Network, One Timetable, One Ticket’.

Further objectives for an excellent bus system include:

- bus services that run quickly and on time, with congestion-busting dedicated road space and bus priority infrastructure enabling buses to offer a time-competitive alternative to private car use.
- a stable bus network from one year to the next, that people come to know and trust.
- easy-to-find comprehensive information and a unified high visibility brand.
- affordable fares that represent good value in comparison to driving.
- passenger-friendly drivers, trained and supported to be front-line ambassadors providing a day-to-day public face for the bus service that helps attract users.
- good quality waiting facilities and vehicles, with a rapid transition to zero emissions vehicles.
- all parts of the bus operating sector delivering according to their particular strengths, including SMEs (Small and Medium-sized Enterprise), municipally owned companies and corporate players, and for demand-responsive services, taxi providers and community-based operators.

This document was downloaded from GOV.WALES and may not be the latest version.

Go to <https://gov.wales/one-network-one-timetable-one-ticket-planning-buses-public-service-wales.html> for the latest version.

Get [information on copyright](#).

Tudalen 430

The aim to achieve efficient use of public investment requires the following strategic objectives to be achieved:

- ability to develop, plan and implement bus routes and networks
- effective public control over the way in which public money invested in the bus system is spent, including control over how ticket revenue is reinvested (ticket revenue is often referred to as 'farebox revenue' and is the money/ revenue taken from passengers to use services).
- ability to implement policies for affordable and concessionary bus travel without difficulty or undue expense due to prolonged negotiation or complex systems for operator reimbursement.
- a healthy market for competition for franchise contracts.
- ability to apply public monies in ways that effectively complement and lever in investment from the private sector.
- all road passenger transport funded and governed together to maximise synergies, minimise wasteful duplication and optimise demand-responsive infill to the network of scheduled bus services.
- ability to closely integrate expenditure on bus improvements and fare reductions with actions to reduce car reliance, to form a strategic transport policy for mode shift.
- integration of bus system investment with land use planning and economic and development investment, so that new development is focused in locations with strong bus services and so new developments themselves are designed to facilitate the flow of bus services through the development.
- multi-year sustainable funding allocations for bus services and bus infrastructure that enable long-range strategic planning and investment, optimal use of available monies and development of sustained improvement packages targeted to grow patronage.

Outline legislative proposals

The Welsh Government believes that the legislative proposals contained in this paper are necessary to help achieve the aims, objectives and ambitions set out above. This paper will set out each proposal and describe its potential to support the changes we are seeking.

This document was downloaded from GOV.WALES and may not be the latest version.

Go to <https://gov.wales/one-network-one-timetable-one-ticket-planning-buses-public-service-wales.html> for the latest version.

Get [information on copyright](#).

We should be clear that this is the start, not the end, of the journey. Legislation will create new and better powers for all levels of government in Wales to co-design the bus network Wales needs, and unblock local authorities from setting up and effectively running their own bus companies. However, it will take time to achieve. We will need to work with a healthy market, competing for contracts instead of competing for passengers at bus stops, both to get effective franchised networks up and running and to make the case for further investment to expand those networks and reach the extent and quality of service we want to see.

Our legislative proposals include:

- requiring the franchising of bus services across Wales
- allowing local authorities to create new municipal bus companies
- relaxing restrictions on existing municipal bus companies to put them on the same footing as new ones

Context and background

Much of the data used within this white paper comes from before the COVID-19 pandemic (mainly 2019/2020). This gives us a better picture of what was happening when passengers were making transport choices without having pandemic restrictions at the forefront of their decisions. We also recognise that as we move out of the pandemic passenger choices will have changed. For example, the COVID-19 pandemic has caused a step-change in working from home where possible, moving us closer to the Welsh Government's long-term ambition to see around 30% of Welsh workers working from home or near home (**Aim for 30% of the Welsh workforce to work remotely**) – giving more people the choice to work in a way that helps their productivity as well as their work-life balance, and with the potential to drive regeneration and economic activity in communities. It seems likely that there will be long-term changes to patterns of bus use as a result, but it is as yet unclear what form these changes will take. However, the proposals in this white paper are fundamentally about ensuring we can design bus networks as a public service, getting people wherever they need to go even if travel patterns change in emphasis between local high streets, city

This document was downloaded from GOV.WALES and may not be the latest version.

Go to <https://gov.wales/one-network-one-timetable-one-ticket-planning-buses-public-service-wales.html> for the latest version.

Get [information on copyright](#).

Tudalen 432

centres and other destinations.

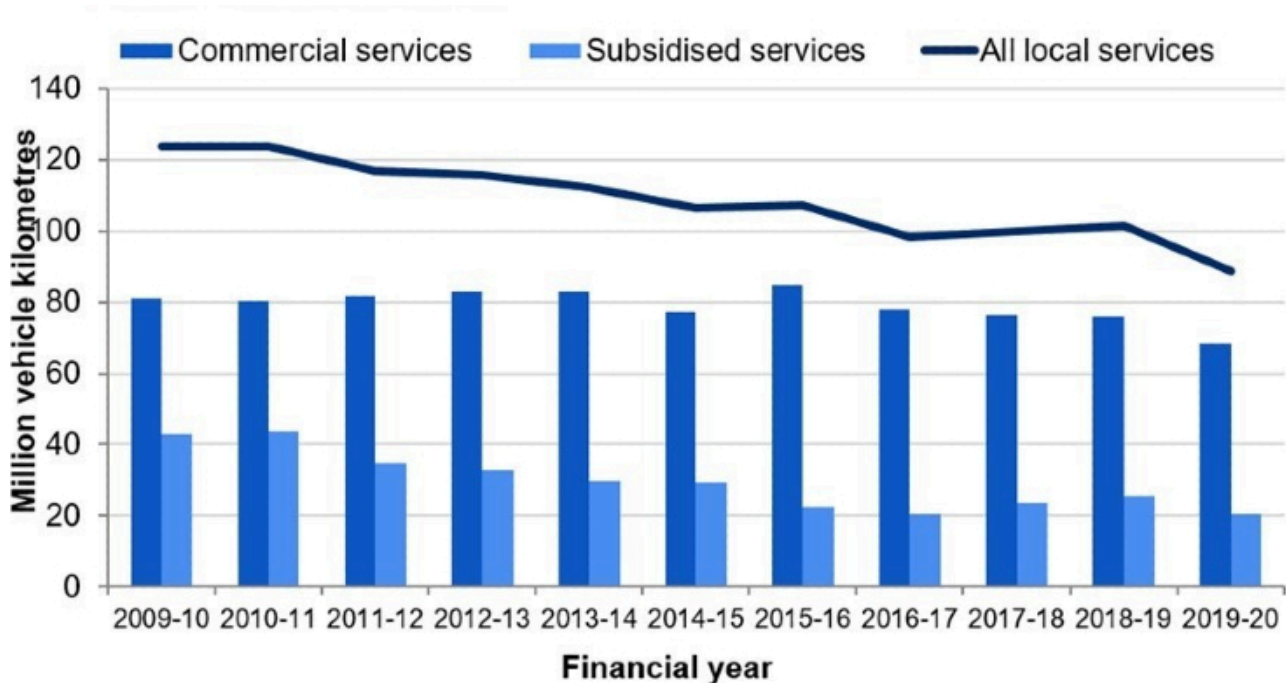
Wales, prior to the COVID-19 pandemic, had 1539 registered bus routes (The National Survey for Wales as of 31 March 2018), serviced by 2378 locally operated vehicles, driving 88.8 million in service kilometres each year. These local bus journeys account for three out of four journeys made by public transport in Wales each year. Bus services in Wales provide important access to essential services, education, leisure and tourism, and provide important links for communities.

Looking at the most recent patronage, where the COVID-19 pandemic has had a big impact, bus user numbers have reduced by around 90% over the past 2 years, severely reducing the income from fares. However, the Welsh Government has enabled bus operators to continue providing some services through its Bus Hardship Fund (BHF) and the Bus Emergency Scheme (BES).

The COVID-19 pandemic exposed serious issues around the resilience of the bus services network in Wales and the vulnerability of the bus industry from reduction in patronage and fare-box revenues. As Wales recovers there is an opportunity to legislate for the much-needed reform of the planning and delivery of bus services, and to enable an increase in bus services in a way which achieves a range of policy objectives.

Despite bus services being an essential part of the public transport network in Wales, they are in decline with passenger numbers falling steadily for many years on most routes in Wales. This decline reflects a similar picture across the UK as a whole.

Distance travelled on local bus services, 2009-10 to 2019-20



Source: Welsh Government analysis of Department for Transport 'Public Service Vehicle survey'.

There has also been a decline of routes offered and number of vehicles on the road, (a decrease of 71 vehicles from 2017, **Public service vehicles (buses and taxis): April 2019 to March 2020**). Falling passenger numbers puts pressure on fare paying passengers and the public purse to sustain a network that, despite significant investment from private and public sources, continues to decline. This in turn exacerbates the pressure on local authorities as they identify and subsidise socially necessary services for local communities.

Although the decline must be noted, this is not to say that buses are no longer wanted. Far from it. Bus remains as the most popular choice for public transport, and accounts for about 90 million passenger journeys each year (2019 to 2020) compared with approximately 30 million annual rail journeys. So instead of focusing on the decline we really need to switch our thinking to how we can improve services in Wales and better meet the demands of Welsh citizens. This will also help us towards our ambitious modal shift targets and creating a truly

This document was downloaded from GOV.WALES and may not be the latest version.

Go to <https://gov.wales/one-network-one-timetable-one-ticket-planning-buses-public-service-wales.html> for the latest version.

Get [information on copyright](#).

Tudalen 434

integrated transport system that is fit for purpose, encourages more people to use it and thus makes a positive impact to Climate Change.

We also need to develop a system which works both for rural and urban areas and across Wales. Cities and larger towns currently have much more frequent services, though often far from what is required to provide the necessary alternatives to private car use. There is a need for better integration between local bus services and services such as educational transport (also known as learner travel), social care, community, health and demand responsive services. This would deliver a more comprehensive bus service for local communities, especially those in rural areas.

To create a fit-for-purpose system we need to look at the existing system and the elements that may need to be changed. The UK de-regulated its bus services, in all areas outside of London and Northern Ireland, as part of the Transport Act 1985. Since de-regulation there has been wide recognition (as highlighted by an extract from the Department for Transport's bus strategy, 'Bus Back Better', below) that the de-regulated system does not work, leading to many incremental steps to enable partial re-regulation in the form of market exemptions for coordinated fares and various partnership provisions. The current de-regulated system in Wales has created fragmented services and a lack of comprehensive collaboration amongst operators with regard to timetables, route maps, or ticketing, which paints a confusing picture for the public and does little to attract new customers to travel by bus.

The draft Regulatory Impact Assessment published alongside this white paper summarises the challenges facing the current system as follows:

- there is a fragmentation of responsibilities for bus between multiple operators and local authorities with an associated difficulty of alignment in respect of common goals and policy-based outcomes
- currently local authorities' ability to manage bus networks is partial, so bus public transport systems are not subject to transport planning as would typically be the case for, for example, road network improvement
- bus service lines are typically operated as a set of discrete services with limited co-ordination with other services – as no single organisation has the appropriate capability and directive powers to manage this co-ordination

This document was downloaded from GOV.WALES and may not be the latest version.

Go to <https://gov.wales/one-network-one-timetable-one-ticket-planning-buses-public-service-wales.html> for the latest version.

Get [information on copyright](#).

- even before the COVID-19 pandemic, Welsh Government funding accounted for over half of bus operating costs in Wales, but is largely directed to operators without linkage to any long-term improvement strategies; and
- although multiple operator tickets are feasible to implement under the current arrangements, operators would continue to provide their own tickets, which ultimately fails to provide customers with the simplicity of a single ticketing product. Furthermore, any significant market penetration by a multi-operator ticket will also bring a need for a complex revenue redistribution system to different services and operators, that would likely need continual re-negotiation in response to changes to road conditions, land use, service frequencies etc.

The latest bus strategy from the [Department for Transport: Bus Back Better \(p.20\)](#) notes the following example of some barriers to delivering better bus services

Limited cooperation

In a busy seaside resort, there are two sizeable rival bus networks that don't acknowledge each other's existence:

- they publish separate city maps, showing only their own services, giving potential users including visitors the impression that some areas of the city are completely unserved
- they use the same route numbers for entirely different routes
- on the busiest routes, served by both operators, there can be overcapacity at certain times of the day.

There is a multi-operator ticket, but it is more expensive and hard to find out about.

On numerous routes across the country, evening and daytime services are operated by different bus companies, many of which do not acknowledge each other's existence or even accept each other's tickets. Some operator timetables don't display each other's services, which gives the impression there are no services at different times of the day.

The market system works to maximise short term commercial profits and fails to maximise benefits for passengers or to maximise broader social, economic and environmental benefits that are a priority for public authorities and government. Bus use in London, where de-regulation did not occur, held up substantially better than the rest of the UK, even prior to substantial investment to improve bus services after the turn of the century. Some of the differences are set out below. Fully regulated governance of all modes of public transport in northern European countries such as Germany, Austria and Switzerland, delivers two to four times the number of public transport journeys per capita per year than areas of the UK with comparable population density.

London bus franchising

London

- London was not subject to the same deregulation of the bus network by the Transport Act 1985. Buses in London are governed by the Greater London Authority Act 1999 (chapter four (Public passenger transport) (sections 173-178) of the Greater London Authority Act 1999 sets out how public passenger transport services are provided for in London).
- In London, Transport for London (TfL) specifies what bus services are to be provided. TfL decides the routes, timetables and fares. The services themselves are operated under contract by private companies through a competitive tendering process.
- TfL is accountable to the Mayor of London
- Since 1986:
 - patronage in London has doubled (up 99%)
 - mileage has increased by 75%
 - fare increases have been lower than the city regions ([A briefing by PTEG \(now the Urban Transport Group\) on “Bus Franchising”](#))

Rest of the UK

- The Transport Act 1985 –introduced deregulation of bus services throughout Great Britain. Deregulation of the busses has led to a free market - anyone (subject to minimum safety and operating standards) can operate bus services. Public transport remains under direct control in Northern Ireland
- bus operators are free to run services they want to set the fares they want and choose the vehicles they will use
- uncoordinated network
- array of ticketing options
- the five large companies that, across most of the country, have each achieved local dominance (Arriva, First, Go-Ahead, National Express and Stagecoach), rarely compete head-to-head with each other.
- operators focus on the most profitable journeys
- local authorities have to pay operators to run journeys and routes that are socially necessary without full knowledge of route profitabilities and without the ability to maximise synergies across commercial and subsidised services
- patronage nationwide has been in long-term decline, bar some local exceptions.

Public support given in both revenue (concessionary reimbursement, bus service operator grants and support for socially necessary services) as well as capital measures, such as bus lanes, interchanges, infrastructure and in some cases, fleet.

Public funding for bus services in Wales, even prior to the COVID-19 pandemic, has been considerable, including over £100 million of direct support each year through the Bus Services Support Grant, concessionary fare reimbursement and locally tendered services. This rises to over £220 million each year for the wider system (including some taxi and community transport) when you factor in additional publicly supported transport services. This covers non-emergency health transport, school transport, the TrawsCymru bus service, bus grants and reimbursement for the Mandatory Concessionary Fares scheme. As noted above, this is based on estimates prior to the COVID-19 pandemic, where significant additional funding has been needed to compensate the industry for

the loss of passenger revenue.

Current legislation, subject to the Welsh Ministers commencing the relevant legislative provisions, would allow local authorities in Wales to enter into Quality Contracts Schemes (QCSs) (sections 124 to 134B of the Transport Act 2000). These are a form of franchising which enable local authorities to dictate what bus services are provided in an area and let contracts for the provision of those services.

However, the current QCS process is overly complex and resource intensive. Only one QCS has been attempted in England (Nexus Tyne and Wear) and none in Wales. This scheme failed to obtain approval from the relevant QCS board led by the Traffic Commissioner. The process was costly, taking around two years. History has shown that these provisions are insufficient to deliver the scale of change we need to see in the design and planning of our public transport systems, and that legislative change is needed to deliver the quality-of-service people need, at the pace the climate emergency demands.

The following summarises the challenges and issues around the current provision of bus services in Wales:

A summary of the challenges and issues around the current provision of bus services in Wales

Problems associated with de-regulation:

- de-regulated industry with over 80 bus operators in Wales
- multiple operators cause a lack of co-ordination, on both a local and national level. Including, but not limited to, routes; ticketing (especially non-interoperable tickets); and integrations with rail and active travel networks. This results in a suboptimal service and is confusing and off putting for passengers
- lack of an overall guiding mind function with power to provide coordination between services and with different models such as rail
- routes fail to respond to changing passenger needs, from short / retail-based

This document was downloaded from GOV.WALES and may not be the latest version.

Go to <https://gov.wales/one-network-one-timetable-one-ticket-planning-buses-public-service-wales.html> for the latest version.

Get [information on copyright](#).

Tudalen 439

journeys to longer journeys

- limited stability in routes and destinations over time
- lack of simplicity on journeys, bus numbering, tickets, fares, signage
- variable standards of vehicles, infrastructure, passenger information
- inconsistency of branding and lack of overall network identity
- marginal services switch between commercial and non-commercial over time, making strategic network planning difficult.

Further issues

- declining passenger numbers
- ageing workforce threatening a potential lack of skilled drivers in future
- reduction of commercial services in some areas has resulted in increased pressure on local authorities to support socially necessary services
- evening and weekend services that require additional subsidy
- need to set and deliver decarbonisation targets
- bus emissions from diesel vehicles contribute to poor air quality, with coordinated improvement of the fleet needed
- absence of real-time travel information provision in many areas
- bus services that fail to reliably arrive as timetabled due to congestion and lack of bus priority measures to get past congested traffic.

Ultimately people need bus services that get them where they need to be when they need to get there, on buses that are safe, clean, reliable, punctual and affordable. They also want the buses they travel in not to worsen local air quality and not to produce carbon emissions that worsen climate damage. We want to see Wales using ultra low emission buses as soon as practicable.

The draft Regulatory Impact Assessment published alongside this paper sets out key success factors for a better bus system, including:

- area-wide networks with all significant local destinations reachable
- one ticket system
- easy to understand network
- one brand
- easy and reliable transfer

This document was downloaded from GOV.WALES and may not be the latest version.

Go to <https://gov.wales/one-network-one-timetable-one-ticket-planning-buses-public-service-wales.html> for the latest version.

Get [information on copyright](#).

- reliable travel times
- accessible and comfortable
- public feedback and customer care
- passenger safety, security and health
- network efficiency and financial affordability.

The proposals set out in this white paper have passengers as the focus. Bus services must be usable, attractive options to a far greater range of people than at present. This means improvements to where and when buses run; dedicated space on roads to speed them past congested traffic; and improvements to the vehicles themselves, to bus stations, to bus stops, to information and to ticketing.

Our priority is to provide the services that people want and to encourage more people to use buses. In particular, we want drivers of cars to have affordable, convenient, quick, safe and clean alternatives to driving.

Clear, high quality, and up-to-date information is essential for people to understand the services available to them. People have far greater expectations of the quality of information that should be available than even a few years ago, and consumers expect to be able to make informed choices based on easily available information.

As well as improvements to passenger information we want to see fundamental improvement to ticketing. Currently, tickets are often not transferable across operators or modes of transport, and we believe this limits the attractiveness of bus as a means of travel and must be addressed. People should be able to make journeys with just one simple ticket that gets them where they want to go, whatever combination of services they need to take to get there.

Reducing our carbon impact

The climate emergency is a global challenge requiring urgent action. Net Zero Wales Carbon Budget 2 identifies that if we are to respond to the climate emergency then this must be a decade of action in Wales, and that we need to make more progress in the next ten years than we have in the last thirty.

This document was downloaded from GOV.WALES and may not be the latest version.

Go to <https://gov.wales/one-network-one-timetable-one-ticket-planning-buses-public-service-wales.html> for the latest version.

Get [information on copyright](#).

Transport has a significant role to play in helping Wales reach net zero and generating wider benefits across health, air quality, accessibility and the economy.

The current fragmented public transport system does not result in the best services for passengers. Enabling people to switch from private cars to lower carbon modes of travel will be important to meet our near-term carbon budgets. This will be enabled by developing an integrated, multi-modal public transport system, which results in a seamless and effortless experience for passengers.

In taking action and making changes to transport it is recognised that there must be a just transition so that we leave no-one behind, and the impacts of change are distributed fairly. If we are to live up to these objectives then being able to offer people real travel choice, and not exclude those who may not be able to afford to invest in an electric car, or cannot drive, is critical. Consequently, we will put people and climate change at the front and centre of our transport system.

There are multiple ways in which carbon impacts of transport, including buses, can be reduced:

- reduce the amount of travelling
- reduce the number of journeys made by car
- promote a habitual switch from cars to buses (and other public transport, walking and cycling)
- boost the number of people using each bus
- promote a switch to buses with zero tailpipe carbon emissions

We need to achieve modal shift through more people using public transport, walking and cycling rather than the use of private cars. Based on our current analysis, the Welsh Government has set a target of 45% of journeys to be by public transport, walking and cycling by 2040. The current modal share is estimated at 32% (These are estimates based on the English National Travel Survey, with disaggregation by rural-urban categories, weighted to match the proportion of people living in each rural-urban category in Wales). Improving bus services will be critical to encourage people to make this change.

Llwybr Newydd: the Wales Transport Strategy 2021 sets out that in 2018 transport was responsible for 17% of greenhouse gas emissions in Wales: 62% from private car use; 19% from light goods vehicles (LGVs); and 16% from bus and heavy goods vehicles (HGVs). Switching from a fleet of buses which use fossil fuels to a fleet which uses battery electric, or fuel cell electric (using green hydrogen) will contribute to reducing carbon emissions; and to reducing the emissions of pollutants which can affect local air quality, harming public health.

We will encourage people to make the change to more sustainable transport by making it more attractive to all parts of society (One Network), adopting innovations that make it easier to use (One Timetable) and making it more affordable (One Ticket).

Whilst not explicitly covered in our proposed legislation, we will need to work with the industry within the proposed regulated system to ensure the design and construction of bus depots enable the re-charging and re-fuelling of electric/hydrogen powered buses. Depots, bus stations and bus shelters should, wherever practicable, use solar or wind power (or other renewable energy) to generate electricity for lighting, heating, electronic displays etc.

Question 1

Do you agree that change is required in how we deliver bus services to meet the needs of Wales' citizens and respond to the climate emergency? Please score from 5 agree strongly to 1 disagree strongly. Please provide comments.

Legislative proposals

To deliver the objectives set out at the start of this paper, we need to change the operating model for our buses in Wales. This is centred around the need to deliver a bus system which maximises the benefit to the public.

We have considered various options for change, which are set out in more detail in the Regulatory Impact Assessment, including an Enhanced Partnership model

This document was downloaded from GOV.WALES and may not be the latest version.

Go to <https://gov.wales/one-network-one-timetable-one-ticket-planning-buses-public-service-wales.html> for the latest version.

Get [information on copyright](#).

that was introduced in England in 2017, a *no change* baseline, and the impacts of significant further change and investment beyond legislation. However, these partnership arrangements are voluntary and, after 5 years, there is only set to be a significant growth in Enhanced Partnerships as a result of a decision to remove bus funding from areas without one (Department for Transport' **Bus Back Better National Strategy** (2021) has set a deadline that from April 2022, LTAs will need to have an Enhanced Partnership in place, or be following the statutory process to decide whether to implement a franchising scheme, to access the new discretionary streams of bus funding). Crucially, such a system does not allow us, quickly and surely, to deliver a 'One Network, One Timetable, One Ticket' system across Wales that works alongside trains. We believe that to achieve the pace and certainty that the climate emergency demands of us bus networks in Wales need to be franchised. That assessment concluded that, even taking the conservative (i.e. high) cost estimate of implementing franchising at the individual local authority level, the benefits available from franchising outweigh those delivered either by partnership models or the current legislative framework. It also shows that if significant wider investment is made in the bus system, franchising continues to deliver more benefits than partnerships as an alternative.

Franchising

What we mean by franchising is that Local Government, Transport for Wales and the Welsh Government will work together to design bus networks and services which best meet people's and communities' needs within the funding available. The franchising authority specifies the services and how they will run, including routes, vehicle standards, timetables, fares, branding, passenger information and ticketing. Operators will then bid for contracts to run these services, competing in a tender process to deliver those services as efficiently and effectively as possible rather than competing for passengers at bus stops. Other operators are then unable to register routes within the franchised area. The scale at which contracts are let for services will be determined on a case by case basis from individual routes to entire local networks.

There may be a need for commercial services to be licensed in addition to that contracted network, particularly to ensure cross-border connectivity with England whilst maintaining consistency with other services in Wales. This will allow the

franchised system to support that key connectivity for many of our communities, ensuring cross-border networks receive the same level of network, timetabling and ticketing coordination in Wales whilst only specifying the standards for the Welsh portion of cross-border services so as not to impinge upon the governance of bus services in England. For operators, this would mean that cross-border routes operate similarly to the current system, but would be subject to additional standards on the Welsh side, and would require approval to ensure they complemented the rest of the network.

Whilst other models have been attempted elsewhere in the UK, and proposed previously in Wales, we have to recognise the scale of the challenge facing us. Over the last 20 years significant efforts have been made, both within our existing legislative framework and through statutory partnerships in England, to improve bus services. However, nothing has come close to delivering the scale, and certainly not the pace, of change we need to respond to the climate emergency. The analysis set out in our draft Regulatory Impact Assessment, published alongside this paper, highlights the need for some form of overall control to ensure a well-planned, easy to understand network; for a single easy to use ticketing system; and for reliable, universally branded services.

A key element of this approach is that contracting services in this way allows the public sector to control the ticket revenue, paying operators a fixed fee with opportunities to include incentives to reward high quality services and reliability, and penalties for failing to meet certain service standards. This means that choices can be made in the public interest about whether unprofitable routes are still worth running and how to reinvest income from profitable routes to support those socially necessary services.

Whilst this may limit the profit operators are able to make from some routes and networks, it also ensures they can run services with a reliable income without bearing a revenue risk in the case of patronage falling due to economic downturn or other factors. Under a franchised system, the public sector assumes that risk to enable us to deliver the best network we can with the funding available.

Beyond legislative change, a contracted model also allows us to set minimum contractual standards. This could apply both to services and to staff pay and

conditions, in line with our Economic Contract, ensuring that competition for services doesn't come at the expense of supporting and growing the bus driving profession.

This does not mean, particularly initially, that we will be able to afford to run the ideal network, and that everybody will be able to get what they want from the bus system. However, we are committed to developing as effective and reliable a bus network as we can, and we believe the proposals in this paper set the framework for us to do that. We will need, in parallel, to carry on working on the wider system including demand responsive transport to provide a reliable, affordable travel option for everyone in Wales.

Franchising will allow us to design and contract networks that get people where they want to go, it will allow us to plan reliable timetables, which are stable over time so people know when they can get a bus, and it will allow us to introduce simple multi-operator ticketing, so people don't have to navigate different operators' offers, don't need to buy multiple tickets for the same journey, and can focus on getting where they need to go. This is about creating a bus system that people can rely on to get them where they need to go.

As set out above, these key service improvements, along with others highlighted in this paper, will make services more efficient and attractive, offering a much improved service to people who rely on buses, and encouraging and supporting people to shift from private cars to public transport; a critical objective set out in the Wales Transport Strategy and Net Zero Wales to meet our climate targets.

Question 2

Do you agree that franchising is required to deliver the depth and pace of change to the bus network that is required in the context of the climate emergency? Please score from 5 agree strongly to 1 disagree strongly. Please provide comments.

Embedding local knowledge and accountability

Local Government is central to the bus system. We rely on local knowledge to identify the services which are critical to communities and local authorities provide key services coordinating transport to schools and for care. Sustaining local accountability for identifying and prioritising those services is a key objective for us in this process.

We also know that people don't stop at local authority borders, so we need to find a way of embedding that knowledge and accountability in a system that joins up bus services regionally and nationally, and links them into other transport options such as rail and active travel, to develop the right network for the whole of Wales

This points to a key role for Corporate Joint Committees (CJCs), mirroring their transport planning role, to form a regional view of the network and ensure inter-regional routes and communities are as well served as those within a single authority.

Established under the Local Government and Elections Act 2020, Corporate Joint Committees (CJCs) are bodies formed from the membership of principle councils, established in statute, and able to directly employ staff, hold assets and manage funding. Corporate Joint Committees are intended to enable selected functions to be delivered more effectively and strategically at a regional level, making more efficient use of valuable resources. The model is designed to offer maximum flexibility, with detail being developed through regulations co-produced with local government.

We believe the best way to achieve the kind of national level co-ordination and network design needed to maximise the public good across Wales is to bring those regional leads together with Welsh Government and expert input at a national supervisory board which can offer a guiding mind, bringing all levels of the bus system together to achieve that objective.

Under this model, local authorities would develop a plan for a bus network that meets the need of their communities. CJCs would then be responsible for

This document was downloaded from GOV.WALES and may not be the latest version.

Go to <https://gov.wales/one-network-one-timetable-one-ticket-planning-buses-public-service-wales.html> for the latest version.

Get [information on copyright](#).

bringing these together to agree a regional plan. Transport for Wales would work with them, on behalf of the Welsh Government, to combine these networks into a national plan to be reviewed by the members of the supervisory board and agreed by Ministers. At each of these stages we would expect Transport for Wales to offer specialist network planning support and work with local authorities and CJsCs to help develop their plans and ensure they are well integrated with rail services across Wales.

Our current proposal is that this board must include representation from each of the Corporate Joint Committees to feed their regional perspective into the overall plan and to ensure inter-regional join up. It should also include the Welsh Government, who are responsible for national transport strategy, for overall funding levels, and for Wales and Borders rail services through Transport for Wales.

That final plan should also be informed by expert and public views on bus services, to ensure it is considering a range of perspectives. We are currently proposing that this includes an operator representative, a staff representative, and a public transport user representative who would sit on that board. We are not proposing to set out specifically in primary legislation who these representatives should be, but we will expect the board to give regard to their views and allow, by regulations and guidance, more detail to be set out on exactly how that representation will operate. This will allow the representatives on the board to properly reflect the composition of the industry, workforce and passenger body at the time, without tying a future board to a model designed for the industry as it stands in 2022.

To effectively implement the overall franchise plan, we are proposing to develop a new national centre of excellence for franchising contracting through Transport for Wales, giving all parts of Wales access to the same specialist resources to tender and manage high quality franchise contracts. To ensure this national level contracting scheme operates effectively we are proposing that the franchising power sits with the Welsh Government, so that Transport for Wales can work with CJsCs and local authorities to discharge it on the Welsh Governments behalf. This would have the additional benefit of aligning the powers with rail services, allowing us through Transport for Wales to make plans for services, ticketing and journey information for bus and rail side by side. This will allow us

to avoid duplication of publicly subsidised bus and rail services wherever possible and focus on offering people a better integrated overall public transport network, including strengthening the case for investment in rail services where bus networks can be planned to complement rather than compete with them. It also enables coordination with the long-distance TrawsCymru bus services and Fflecsi demand-responsive bus services that are overseen by Transport for Wales on the Welsh Ministers' behalf.

However, to ensure local input, Welsh Ministers would have a statutory duty to consult the members of the proposed supervisory board on franchising plans and would have to report on and account for any departures from their recommendations.

We are also proposing to allow Welsh Ministers to delegate the franchising power. We are not expecting to do so, but this future-proofs the primary legislation against unplanned changes to delivery structures, so that powers could be delegated to a statutory delivery body, should it be deemed appropriate in future. We would consult on any further changes to CJsCs' responsibilities to ensure they reflected an agreed understanding of the appropriate role for CJsCs.

For this model to work in practice, plans developed at each level of the system will need to be affordable within an overall model. We are proposing to create a duty to ensure that affordability is considered when developing network plans, both at the regional and national level. This would mirror, for example, a similar model created in the Railways Act for infrastructure improvements, which creates a duty to consider affordability and sustainable funding. In practice the Welsh Government will need to work with local authorities through Corporate Joint Committees to discuss and agree funding envelopes to ensure they can plan against, ensuring that decisions can be taken throughout the system, both to contribute the right level of investment according to an area's needs and to maximise that investment by designing the best possible bus services within the budget available. Whilst it is not required by the legislation, under the Railways Act model, the Secretary of State publishes a multi-year Statement of Funds Available to provide a basis against which this duty can be fulfilled.

Under the current devolved funding settlement, we are unable to provide the

kind of long-term funding certainty such a system would ideally receive, but we will work with Local Government to develop an indicative funding envelope against which they can plan, to ensure we are all working towards the same objectives and planning the best bus network we are able to deliver within that budget.

This model would generate the following benefits for each level of the system:

Passengers will have:

- a new bus system, where Welsh Ministers are supported by a guiding mind that can coordinate delivery bodies to implement 'One Network, One Timetable, One Ticket' and use investment with maximum efficiency to increase and improve their bus services
- a passenger voice to input passenger priorities at the highest level as part of the supervisory board guiding mind.

Local authorities, directly and with their input through their Corporate Joint Committees, will have:

- the ability to design bus network plans that best meet their communities' needs
- a major say in national decisions about the shape of the franchising system and its operation
- transport for Wales working with them, on behalf of the Welsh Ministers, to help deliver their local-regional needs and priorities with maximum efficiency of resources and expertise
- a substantial say in the distribution of services and national investment from Welsh Government across CJsCs / LA priorities.

Welsh Government will have:

- a bus governance system able to design a bus network fit to address the climate emergency, and capable to fulfil wider environmental, economic objectives and social policy objectives with maximum rapidity and lowest cost
- the ability, through Transport for Wales, to coordinate bus and rail to create a

multimodal integrated 'One Network, One Timetable, One Ticket'.

Bus operators will have:

- a clear vision for the future of the bus network following the COVID-19 pandemic
- maximum patronage uplift and consequent expansion of the bus industry through optimisation of network attractiveness as 'One Network, One Timetable, One Ticket'
- collaborative working through a seat at the top table of the supervisory board guiding mind plus expert exchange at network design level
- removal of market uncertainty risk through the franchising authority by means of gross contracts (i.e. the Welsh Ministers will take the ticket revenue and with it the revenue risk).

Bus company employees will have:

- collaborative working through a representative seat at the 'top table' of the supervisory board guiding mind
- better protection against a race to the bottom with the franchising authority able to set contractual conditions for all franchise competitions, in line with our Economic Contract.

This model ensures that local authorities can work together regionally through Corporate Joint Committees to plan the services their communities need, and then have a meaningful say in how Welsh Ministers combine regional networks into an overall bus system designed to maximise the benefits it generates for people in Wales, contracting with economies of scale and ensuring the whole country has access to the same skills and expertise. This highlights the importance of collaboration and co-design, with all levels of government in Wales working together to best serve our communities, in line with the Ways of Working set out in the Wellbeing of Future Generations Act.

Question 3

Do you agree with the Welsh Government's preferred franchising model as

This document was downloaded from GOV.WALES and may not be the latest version.

Go to <https://gov.wales/one-network-one-timetable-one-ticket-planning-buses-public-service-wales.html> for the latest version.

Get [information on copyright](#).

described above? Please score from 5 agree strongly to 1 disagree strongly. Please provide comments.

Question 4

Do you agree that this model provides sufficient local input for designing local bus networks? Please score from 5 agree strongly to 1 disagree strongly. Please provide comments.

Question 5

Do you agree that there is a need for regional consideration and coordination of bus network plans by Corporate Joint Committees, before combining them at a national level? Please score from 5 agree strongly to 1 disagree strongly. Please provide comments.

Question 6

Do you agree that letting and managing contracts at the national level by the Welsh Government through Transport for Wales offers the best opportunity to pool franchising expertise, deliver economies of scale? Please score from 5 agree strongly to 1 disagree strongly. Please provide comments.

Question 7

Do you agree with the need for a duty to ensure plans are designed to be affordable? Please score from 5 agree strongly to 1 disagree strongly. Please provide comments.

Additional requirements, regulations and guidance

Primary legislation will set the structures for franchising, but there will be a lot of additional detail required to ensure implementing franchising is a success. Some of these issues will need to be dealt with in the Bill, ensuring that franchising powers are exercised to support the long-term growth of the industry. Other detail will need to be set out in further regulations and guidance to ensure franchising is implemented well, which is set out below.

We are aiming to maximise the effectiveness of franchising both in providing high quality public transport services and growing and sustaining a healthy market to deliver bus routes. That includes having a range of SMEs and municipal operators as well as the large commercial operators who can bid to run franchise contracts. The majority of this will rely on the contracting approach, ensuring there are attractive opportunities for all types of operators to compete for. However, we are particularly conscious of the risk franchising poses to smaller operators. We are working with Transport for Wales and operators to consider how to ensure zero emission buses and appropriate depot facilities could be available to smaller operators, to reduce the barrier to market entry and capital risk of bidding for contracts. We are proposing that when exercising franchising powers, all feasible steps should be taken to seek to ensure that franchising plans and forms of contracts used to operationalise them will give small and medium sized bus operators an equal chance to compete with corporate players and will support a healthy SME sector. We are proposing that this includes a specific legislative duty to consider the impacts on SMEs when franchising.

Other franchising models, such as in rail, include provisions in case of operator failure to allow an Operator of Last Resort to step in and run services (An operator of last resort is a business in the United Kingdom that operates a franchise if an operating company is no longer able to do so). Even before the crisis of the COVID-19 pandemic this power had been used on multiple occasions to ensure trains kept running after a franchisee in financial difficulties withdrew from a contract. We are proposing to create a similar provision,

This document was downloaded from GOV.WALES and may not be the latest version.

Go to <https://gov.wales/one-network-one-timetable-one-ticket-planning-buses-public-service-wales.html> for the latest version.

Get [information on copyright](#).

whereby a public service operator, which might for example be a locally owned municipal operator or Transport for Wales at a national level, could step in should a franchise fail and make sure buses keep running.

We are also proposing to give the Welsh Ministers powers to make regulations and guidance in relation to franchising, setting out key objectives we consider are necessary to successful franchising and to support the long-term growth of bus services and the bus industry, especially should powers to franchise be delegated in future. We expect that this should include:

- regulations for dates by which network plans of routes to be franchised should be prepared to ensure rapid transition to new arrangements
- guidance on minimum quality standards for services, detailed through contracts
- guidance on expected service frequency standards, detailed through contracts
- guidance for permits or other requirements for routes crossing the boundary of the franchise area
- decarbonisation requirements, such as targets for decarbonisation of buses,
- regulations to ensure consistency of fares and coordinated ticketing
- regulations on the provision of clear, high-quality and up to date information on bus services, both to ensure passengers can make easy, informed journey choices and to support the development of network plans
- guidance for how bus network plans for franchising should be prepared including co-production with operators and communities, and consideration of wider policies such as planning and learner travel
- guidance for how the bus network integrates with other transport modes.
- guidance for the letting of franchise contracts to include:
 - how the franchise contract procurement strategy addresses the Welsh Government's policy such as supporting SMEs and the foundational economy.
 - standard franchise contract terms, including minimum terms of staff pay and conditions, in line with our Economic Contract.
 - good practice principles for contract procurement strategy.
 - transitional requirements for moving between franchise contracts

These guidance and regulations will also offer the flexibility to consider how best

to implement franchising in different parts of Wales, ensuring that appropriate service levels are delivered both in rural communities and in city regions and considering the make-up of the bus industry in the relevant area.

Question 8

Do you agree that the proposed powers to make regulations and guidance are suitable to ensure franchises are let successfully and sustainably? Please score from 5 agree strongly to 1 disagree strongly. Please provide comments.

Question 9

Do you agree with the proposed requirement to consider the impact on SME bus operators when franchising? Please score from 5 agree strongly to 1 disagree strongly. Please provide comments.

Question 10

Do you agree with the benefits of establishing a mechanism to allow a public service Operator of Last Resort to ensure services keep running if a franchise fails? Please score from 5 agree strongly to 1 disagree strongly. Please provide comments.

School transport

This white paper consultation is not setting out any proposals for changes to the Learner Travel Measure, which governs the provision of school transport by local authorities, however our intention is to take forward a full review which will be subject to consultation in due course. Consequently, we are not seeking comments on the Learner Travel Measure at this point. However, the ability to shape the network planning process will allow local authorities to maximise alignment of public and school transport services wherever it is appropriate and

efficient to do so, whilst retaining the power and responsibility to provide dedicated home to school transport for those pupils who need it.

Transition arrangements

Transitional arrangements will need to be put in place to ensure bus services continue, and continue to improve whilst the proposed legislation progresses and whilst franchises are being prepared and let, minimising disruption for passengers. We will work closely with operators, Local Government and Transport for Wales to make sure we move towards our vision and objectives over this period and prepare the way to transition to a high-quality franchised system. We anticipate creating a regulation-making power for Ministers to make provisions for a smooth transition.

Transitional regulations and arrangements may need to be include (but are not limited to):

- ensuring authorities and operators will be informed and given sufficient notice about changes
- ensuring existing contracts on services are seen out as necessary, or adapted to fit franchise arrangements where this is appropriate
- where team members of existing services that may be affected, should be protected via TUPE arrangements appropriate to each arrangement

Question 11

Do you think further specific legislative provisions are needed for the transitional period until franchising is introduced? Please provide comments.

Municipal bus companies

Sometimes, local authorities receive few or no bids to run bus services, be they school services or contracted socially necessary services. This means either

This document was downloaded from GOV.WALES and may not be the latest version.

Go to <https://gov.wales/one-network-one-timetable-one-ticket-planning-buses-public-service-wales.html> for the latest version.

Get [information on copyright](#).

Tudalen 456

that services don't run, or that they end up paying over the odds for a private operator to fill that gap because they aren't allowed to run those services themselves except in very limited circumstances.

This problem was further exacerbated by the COVID-19 pandemic, where some bus operators considered ending bus services on certain routes and others survived only because of funding support from the Welsh Government. This highlighted the precarious situation that if a bus operating company failed, the local authority wouldn't be able to protect services in their communities. They aren't able to set up a new municipal bus company to run services directly except in very specific circumstances, and they have no alternatives if there aren't any bids to run contracted services in their area, or if the only bids are unaffordable.

The Transport Act 1985 prohibits local authorities from running their own bus companies, except where:

- a Local Authority was already operating a bus company when the prohibition came into force (Cardiff Bus and Newport Bus operate under this exemption)
- a local authority only runs a small operation and has applied to the Welsh Ministers for an exemption from the general restriction (the number of vehicles permitted under this exception is currently 10) or,
- a bus operator has failed to run a service as contracted under a Quality Contracts Scheme or a franchising scheme and the local authority has had to step in (the law permitting Quality Contract Schemes is not in force in Wales).

We are proposing to lift that restriction to ensure parity that will allow local authorities the powers to run services either in-house or via an arms-length company as part of the franchised network.

An arms-length bus company would manage services as an independent commercial organisation with its own management board. The main shareholder of the company would be the local authority, but it would not involve itself in the day-to-day running of services.

We are also proposing to allow local authorities to invest in or acquire bus

companies.

In addition to removing a barrier to public investment, this would also allow the merger of two municipal bus companies, which could offer economies of scale or allow them to operate over a wider area. Under current rules, the local authority owners could not both remain shareholders of a merged company as it would count as investing in a new company. This actively inhibits collaboration between local authorities and prevents attempts to deliver services more efficiently where this can be done regionally.

Finally, municipal bus companies are currently unable to raise funds, either by borrowing or by selling share capital. This puts them on an uneven playing field with commercial competitors, an issue which was acutely highlighted during the COVID-19 pandemic, and which prevents investment in zero emission buses. We are proposing to relax those restrictions and allow municipal bus operators to raise funds on a level playing field, freeing up investment into the local bus services they run, and ensuring that there are no advantages under the franchised system.

In addition, the implementation of these reforms could also create an option for an Operator of Last Resort whereby a municipal bus company could, where viable, operate in a different part of Wales to provide network bus services should there be no bidders coming forward to tender for a franchise, or a franchisee ceases to operate part way through a contract term.

These provisions are designed to ensure a healthy and equitable bus sector, where all parts of the system, be they municipal, small, or corporate operators, are able to contribute as fully as possible to a network designed for the public good, according to their strengths.

Question 12

Do you agree that local authorities should be able to run bus services directly? Please score from 5 agree strongly to 1 disagree strongly. Please provide comments.

Question 13

Do you agree that local authorities should be able to set up arms-length companies to operate local bus services? Please score from 5 agree strongly to 1 disagree strongly. Please provide comments.

Question 14

Do you agree that local authorities should be able to invest in or acquire bus companies? Please score from 5 agree strongly to 1 disagree strongly. Please provide comments.

Question 15

Do you agree that municipal bus companies should be able to raise fund by borrowing or selling shares? Please score from 5 agree strongly to 1 disagree strongly. Please provide comments.

Question 16

Are there any additional safeguards you would like to see applying to the use of these powers? Please provide comments.

Question 17

Are there any further comments you would like to provide on the content of this white paper?

Draft regulatory impact assessment

We have published a draft regulatory impact assessment (RIA) alongside this paper, which aims to assess the evidence about the costs and benefits of delivering high quality bus networks through a franchising approach, and comparing with enhanced partnerships (such as have been introduced in England) and a baseline scenario.

The franchising scenario in the RIA is based on a notional scenario in which non-legislative measures, such as bus stop improvements, bus stations, bus priority measures, are not included as they are not directly required or affected by the legislation – to enable a neutral assessment of costs and benefits to be presented.

The legislative proposals are however considered as enabling measures, which would provide an enhanced ability to lock in benefits of wider, and potentially substantial, investments in measures such as on-street or bus station infrastructure, and bus priority measures. Hence the draft RIA includes a second scenario with investment beyond legislative change, which is aimed at producing significant benefits and patronage increases at a scale higher than the legislative proposals themselves.

The draft RIA considers the cost of a franchising model where each local authority is responsible for franchising services in their area. This provides a conservative resource cost estimate that represents functions duplicated over all 22 local authorities. This offers the advantage of providing a fair comparison to an alternative enhanced partnership model, simply on the benefits they can offer passengers, without considering the economies of scale available from franchising at a national level. It also has the advantage of providing a cost comparison that does not pre-suppose the outcome of this white paper.

Although this local franchising model is not the preferred policy approach set forward in this paper, which aims above to set out the benefits of taking a regional view of network plans and concentrating franchising skills at the national level, it has been adopted in the draft RIA to give a level playing field for comparison of the different forms of bus governance. Subject to the outcome of

This document was downloaded from GOV.WALES and may not be the latest version.

Go to <https://gov.wales/one-network-one-timetable-one-ticket-planning-buses-public-service-wales.html> for the latest version.

Get [information on copyright](#).

Tudalen 460

this consultation, the draft RIA will be updated to reflect the policy as it is presented in the proposed bill. We will also undertake some further analysis prior to the publication of the final RIA, including sensitivity analysis to test the robustness of the modelling results to changes in key assumptions and further consideration of the impact of the proposals on the bus sector and competition in Wales.

We would welcome any comments or feedback on the modelling contained in the draft RIA.

Question 18

Do you have any comments on the draft Regulatory Impact Assessment published alongside this paper?

Question 19

We would like to know your views on the effects that the proposals would have on the Welsh language, specifically on opportunities for people to use Welsh and on treating the Welsh language no less favourably than English.

What effects do you think there would be? How could positive effects be increased, or negative effects be mitigated?

Question 20

Please also explain how you believe the proposals could be formulated or changed so as to have positive effects or increased positive effects on opportunities for people to use the Welsh language and on treating the Welsh language no less favourably than the English language, and no adverse effects on opportunities for people to use the Welsh language and on treating the Welsh language no less favourably than the English language.

Question 21

We have asked a number of specific questions. If you have any related issues which we have not specifically addressed, please use this space to report them.

How to respond

Submit your response by 24 June 2022 in any of the following ways:

- complete our [online form](#)
- download, complete our [online form](#) and email to busbillconsultation@gov.wales.
- download, complete our [online form](#) and post to:

Bus Bill Team
Second Floor South Pillar B09
Welsh Government
Cathays Park
Cardiff
CF10 3NQ

Your rights

Under the data protection legislation, you have the right:

- to be informed of the personal data held about you and to access it
- to require us to rectify inaccuracies in that data
- to (in certain circumstances) object to or restrict processing
- for (in certain circumstances) your data to be 'erased'
- to (in certain circumstances) data portability
- to lodge a complaint with the Information Commissioner's Office (ICO) who is our independent regulator for data protection.

This document was downloaded from GOV.WALES and may not be the latest version.

Go to <https://gov.wales/one-network-one-timetable-one-ticket-planning-buses-public-service-wales.html> for the latest version.

Get [information on copyright](#).

Tudalen 462

Responses to consultations are likely to be made public, on the internet or in a report. If you would prefer your response to remain anonymous, please **tell us**.

For further details about the information the Welsh Government holds and its use, or if you want to exercise your rights under the GDPR, please see contact details below:

Data Protection Officer

Data Protection Officer
Welsh Government
Cathays Park
Cardiff
CF10 3NQ

E-mail: data.protectionofficer@gov.wales

Information Commissioner's Office

Information Commissioner's Office
Wycliffe House
Water Lane
Wilmslow
Cheshire
SK9 5AF

Telephone: 01625 545 745 or 0303 123 1113

Website: ico.org.uk

UK General Data Protection Regulation (UK GDPR)

The Welsh Government will be data controller for any personal data you provide as part of your response to the consultation. Welsh Ministers have statutory

This document was downloaded from GOV.WALES and may not be the latest version.

Go to <https://gov.wales/one-network-one-timetable-one-ticket-planning-buses-public-service-wales.html> for the latest version.

Get [information on copyright](#).

Tudalen 463

powers they will rely on to process this personal data which will enable them to make informed decisions about how they exercise their public functions. Any response you send us will be seen in full by Welsh Government staff dealing with the issues which this consultation is about or planning future consultations. Where the Welsh Government undertakes further analysis of consultation responses then this work may be commissioned to be carried out by an accredited third party (e.g. a research organisation or a consultancy company). Any such work will only be undertaken under contract. Welsh Government's standard terms and conditions for such contracts set out strict requirements for the processing and safekeeping of personal data. In order to show that the consultation was carried out properly, the Welsh Government intends to publish a summary of the responses to this document. We may also publish responses in full. Normally, the name and address (or part of the address) of the person or organisation who sent the response are published with the response. If you do not want your name or address published, please tell us this in writing when you send your response. We will then redact them before publishing.

You should also be aware of our responsibilities under Freedom of Information legislation. If your details are published as part of the consultation response then these published reports will be retained indefinitely. Any of your data held otherwise by Welsh Government will be kept for no more than three years.

Further information and related documents

Number: WG44838

You can view this document in [alternative languages](#).

If you need it in a different format, please [contact us](#).

This document was downloaded from GOV.WALES and may not be the latest version.

Go to <https://gov.wales/one-network-one-timetable-one-ticket-planning-buses-public-service-wales.html> for the latest version.

Get [information on copyright](#).

Tudalen 464

About this document

This document is a copy of the web page [One network, one timetable, one ticket: planning buses as a public service for Wales](#) downloaded.

Go to <https://gov.wales/one-network-one-timetable-one-ticket-planning-buses-public-service-wales-html> for the latest version.

This document may not be fully accessible, for more information refer to our [accessibility statement](#).

Get [information on copyright](#).

This document was downloaded from GOV.WALES and may not be the latest version.

Go to <https://gov.wales/one-network-one-timetable-one-ticket-planning-buses-public-service-wales.html> for the latest version.

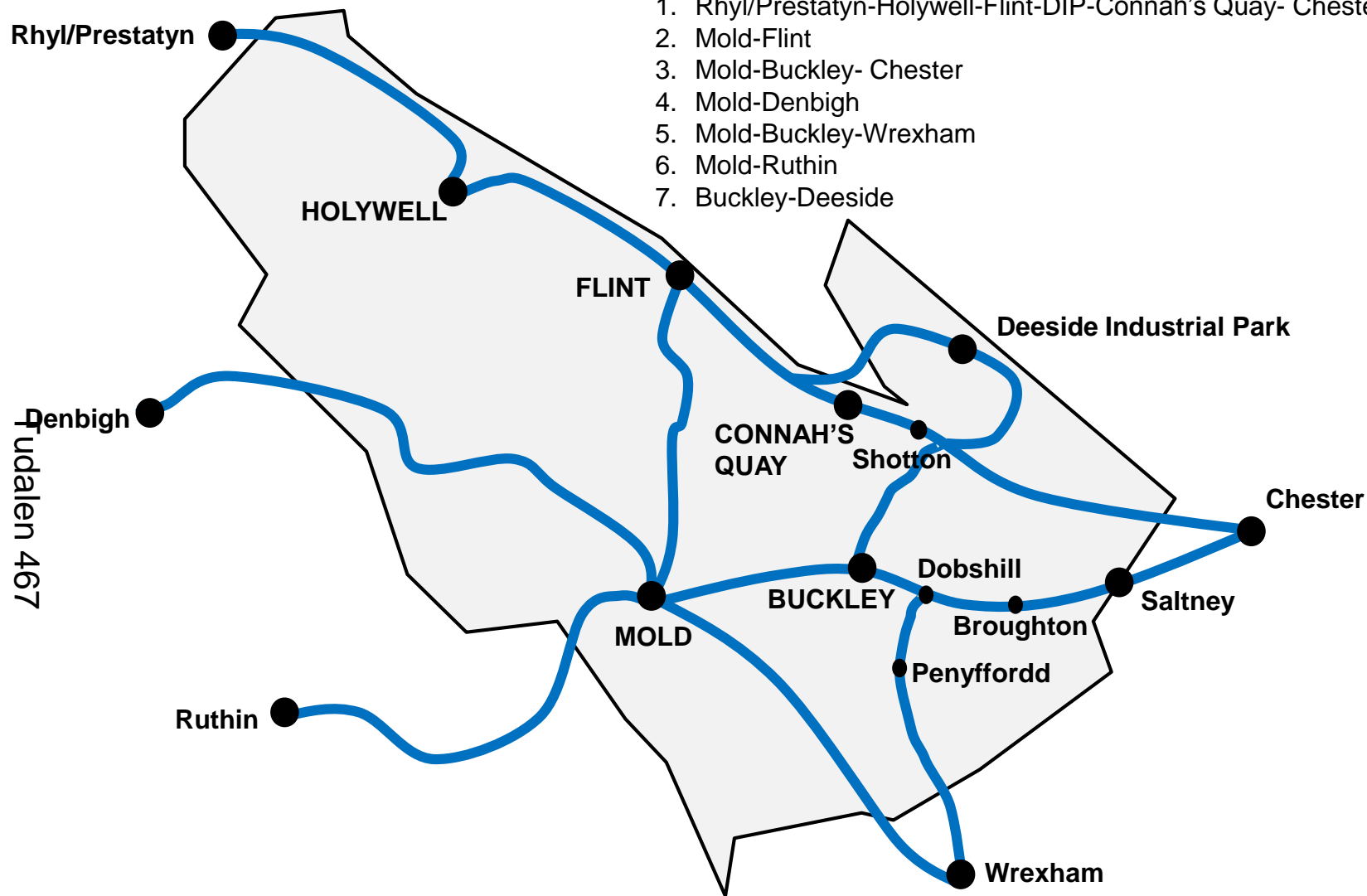
Get [information on copyright](#).

Tudalen 466

Appendix 2 – Flintshire's core bus network

Core bus routes:

1. Rhyl/Prestatyn-Holywell-Flint-DIP-Connah's Quay- Chester
2. Mold-Flint
3. Mold-Buckley- Chester
4. Mold-Denbigh
5. Mold-Buckley-Wrexham
6. Mold-Ruthin
7. Buckley-Deeside



Mae'r dudalen hon yn wag yn bwrpasol

Appendix 3 - List of current bus routes and funding Flintshire

Service	Route Description	Type of Service	Details
1	Mold - Loggerheads - Llanarmon-yn-Ial - Ruthin	Subsidised	Wholly under contract to Denbighshire
2	Mold - Eryrys - Llanarmon-yn-Ial - Ruthin	Subsidised	Wholly under contract to Denbighshire
X1	Ruthin - Mold - Chester	Subsidised	Wholly under contract to Denbighshire
3	Broughton - Chester	Commercial	Commercial
4	Mold – New Brighton – Mynydd Isa - Buckley – Hawarden – Broughton – Chester	Commercial	Commercial
4S	Mold – Buckley – Hawarden – Bretton - Chester	Commercial	Commercial
X4	Mold - Mynydd Isa - Buckley - Ewloe Green - Ewloe - Hawarden - Broughton - Chester	Commercial	Commercial
5	Mold - Buckley - Queensferry - Deeside Industrial Park - Ellesmere Port	Subsidised	Wholly under contract to Flintshire
6, 6A	Mold - Pantymwyn	Commercial	Peak journeys (e.g. schools) are under contract. All other journeys are commercial
10	Connah's Quay - Shotton - Queensferry - Chester	Commercial	Commercial
10A	Connah's Quay - Shotton - Queensferry - Chester	Commercial	Commercial
11	Holywell – Flint – Shotton – Hawarden – Broughton - Chester	Commercial	Commercial
11A	(Rhyl -) Holywell - Flint - Connah's Quay - Hawarden - Broughton - Chester	Subsidised	Wholly under contract to Flintshire - evening journeys
11C, 11M, 11X	Rhyl - Prestatyn - Holywell	Commercial	Commercial
14	Mold - Caerwys - Bodfari - Denbigh	Subsidised	Wholly under contract to Flintshire
14D	Denbigh - Bodfari - Caerwys - Mold	Subsidised	School transport service. Wholly under contract to Flintshire
14M	Denbigh - Bodfari - Caerwys - Mold	Subsidised	School transport service. Wholly under contract to Flintshire
16	Chester - Lache - Saltney	Commercial	Commercial
18	Flint Cornist - Holywell - Penyffordd - Prestatyn - Rhyl	Commercial	Some support provided for scholar passes and extension of service to Rhyl
19	Flint Cornist - Holywell - Berthengam - Prestatyn - Rhyl	Commercial	Some support provided for scholar passes at peak times
22/22A	Holway - Holywell - Pen-y-Maes - Brynford	Commercial	Commercial
28, 28A	Wrexham - Penyffordd - Buckley - Mold - Northop - Flint	Commercial	Some support provided for peak journeys at school times and scholar passes
29	Mold - Leeswood - Caergwrle - Maelor Hospital - Wrexham	Subsidised	Wholly under contract to Flintshire
126	Holywell / Pentre Halkyn / Halkyn / Rhosesmor / Mold	Subsidised	School transport journeys are under contract. All other journeys are commercial
127	Mold - Rhosesmor - Lixwm - Brynford - Pantasaph - Holway	Subsidised	School transport service. Wholly under contract to Flintshire
D1	Connah's Quay - Shotton - Queensferry - Garden City - DIP	Subsidised	Wholly under contract to Flintshire
D2	Connah's Quay, Ffordd Llanarth - Wepre Park - DIP	Subsidised	Wholly under contract to Flintshire
D3	Flint - Oakenholt - DIP	Subsidised	Wholly under contract to Flintshire
LT4 & DRT	Buckley Town Shuttle service Mon, Wed, Fri on scheduled timetable. Tues, Thu, Sat operates as a pre-bookable service within Buckley area. School journeys included.	Subsidised	Wholly under contract to Flintshire
LT7	Hope, Leeswood, Treuddyn, Nercwys to Mold, Monday to Saturday inc.	Subsidised	Wholly under contract to Flintshire
LT8	Caergwrle, Hope, Penyffordd, Higher Kinnerton to Broughton Shopping Centre. Monday to Saturday inc. Includes school journeys	Subsidised	Wholly under contract to Flintshire
Holywell Fflecsi	Fflecsi Service Holywell pre-bookable demand responsive service in and around Holywell	Subsidised	Wholly under contract to Flintshire

Tudalen 469

Funding Available 2022-2023

FCC Revenue	£512,173.00
BSSG (WG grant)	£557,979.00
School transport	£325,000.00
LA recharges	£78,603.00
Community Transport	£30,000.00
<u>TOTAL</u>	<u>£1,503,755.00</u>

Tudalen 470



Llywodraeth Cymru
Welsh Government

Welsh Government

ANNEX 1 – Regulatory Impact Assessment

Mae'r ddogfen yma hefyd ar gael yn Gymraeg.

This document is also available in Welsh.

OGL © Crown Copyright

Preamble.....	4
1. Introduction.....	5
1.1. Defining the Policy Problem	5
1.1.1. Falling Patronage of Bus Services	5
1.1.2. The Present Bus Operating Model	10
1.2. Rationale for Government Intervention.....	15
1.2.1. Summary of relevant Welsh Government Policy.....	15
1.2.2. Best Practice Bus Networks	16
1.2.3. The Need for Bus Planning and Monitoring	19
1.2.4. Best Practice Success Factors.....	22
1.2.5. Public transport as a lifestyle choice	24
1.3. Options to Address the Policy Problem	25
1.3.1. Option 1: Business as Usual	25
1.3.2. Option 2: Statutory Partnerships	25
1.3.3. Option 3: Franchising	26
2. Costs and Benefits.....	28
2.1. Methodology	28
2.1.1. Modelling Costs and Benefits	28
2.1.2. Assessment Scenarios.....	30
2.1.3. Timeframes	31
2.2. Option 1: Business as Usual	31
2.2.1. Costs of Option 1: Business as Usual	31
2.2.2. Benefits of Option 1: Business as Usual	32
2.2.3. Summary of Costs and Benefits of Option 1: Business as Usual.....	33
2.3. Option 2: Statutory Partnerships	33
2.3.1. Costs of Option 2: Statutory Partnerships	33
2.3.2. Benefits of Option 2: Statutory Partnerships	36
2.3.3. Summary of Costs and Benefits of Option 2: Statutory Partnerships.....	37
2.3.4. Costs and Benefits of Statutory Partnership Plus+ Scenario	37
2.4. Option 3: Franchising	40
2.4.1. Costs of Option 3: Franchising	40
2.4.2. Benefits of Option 3: Franchising	45
2.4.3. Summary of Costs and Benefits of Option 3: Franchising.....	50
2.4.4. Costs and Benefits of Franchising Plus+ Scenario	51

2.5. Summary and Preferred Option.....	53
Appendix 1: Costs Assumptions Summary	57
Appendix 2: Methodology and assumptions for calculation of Benefits	63
Appendix 3: Cost and Benefits Estimates Summary	85

Preamble

This draft regulatory impact assessment (RIA) aims to assess evidence about the costs and benefits of delivering high quality bus networks, comparing a baseline scenario with franchising, and an enhanced partnership approach, such as are being introduced in England, as well as considering further investment beyond legislative change, to set out a comparison between different policy approaches.

The draft RIA considers the cost of a franchising model where each local authority is responsible for franchising services in their area. This provides a conservative resource cost estimate that represents functions duplicated over all 22 authorities. This offers the advantage of providing a fair comparison to an alternative enhanced partnership model, simply on the benefits they can offer passengers, without considering the economies of scale available from franchising at a national level. It also has the advantage of providing a cost comparison that does not pre-suppose the outcome of the corresponding white paper consultation.

Although this local franchising model is not the preferred policy approach set forward in the white paper, which aims above to set out the benefits of taking a regional view of network plans and concentrating franchising skills at the national level, it has been adopted in the draft RIA to give a level playing field for comparison of the different forms of bus governance.

The methodology for assessing costs and benefits is based on relevant transport appraisal guidance as set out within the RIA. Use of guidance has been supplemented by consultation with Welsh Government economists, to ensure the assessment is aligned with the values and strategic transport objectives of the Welsh Government. The costs and benefits presented in this draft RIA are not suitable for comparison with the Explanatory Memorandum prepared for the previous draft bus legislation, which also considered franchising and partnerships. More detailed analysis of potential changes to bus networks has been undertaken to inform this version of the RIA and various cost and benefits assumptions have been amended to reflect plans for bus reform in Wales.

Subject to the outcome of this consultation the draft RIA will be updated to reflect the policy as it is presented in the proposed bill. This will include additional consideration of resources required during the transition period and future steady state operating model.

We would welcome any comments or feedback on the modelling and analysis contained in the draft RIA.

1. Introduction

1.1. Defining the Policy Problem

1.1.1. Falling Patronage of Bus Services

1.1.1.1. Bus journeys account for approximately three quarters of all journeys made by public transport in Wales and perform a critical role in providing access to jobs, services, education, hospitals and leisure activities. Bus use in Wales has been generally falling since the 1980s, from around 180M passenger trips per year in 1986/87, to 130M trips in 2008/09, and 101M trips per year in 2018/19 – a 56% drop since 1987, and a 22% drop since 2009¹. It should be noted that the population of Wales has increased by 8.2% between 1998 and 2018, and by 3.7% between 2008 and 2018. The fall in bus use has thus taken place against a growth in overall population and total trips by all modes. This trend can be compared with a growth of car traffic (in vehicle kilometres) of 45% from 1993 to 2018². Hence overall the bus services in Wales have collectively not been able to maintain mode share.

1.1.1.2. Over the long period of decline in bus use, regular investment has been made by Welsh Government and local authorities in bus measures and improvements. This includes schemes such as bus stations and interchanges, on-street and segregated bus priority measures, ongoing bus stop improvements, improved online bus information and journey planning via Traveline Cymru, increasing the network of TrawsCymru bus services, significant annual support grants based on operator mileage (Bus Services Support Grant; BSSG), and the all-day concession fare reimbursement scheme. The advent of free concessionary fares for older people and people with mobility difficulties, for a period of some years after their introduction produced the most significant reversal of the declining longer-term ridership trend.

1.1.1.3. Welsh Government's reimbursement of concession fares to operators is made for trips at any time of day, unlike in England where trips in the morning peak are not covered by concession travel. In Wales, fares are reimbursed to operators at approximately two thirds of the regular single fare, which, when concession travellers make a two-way return journey, can often provide a net

¹ Department for Transport. 2021. [BUS0103: Passenger journeys on local bus services by metropolitan area status and country](#)

² StatsWales. 2021. [Volume of road traffic by road classification and year](#)

revenue similar to a normal Return Ticket (or Day Ticket). The reimbursement scheme has had a significant effect on maintaining overall trip numbers. A proportion of concession trips are recognised as ‘generated’ trips which would not have otherwise been made if fares were charged, and also the revenue generated has underpinned the provision of all bus services to attract fare-paying passengers. Selected statistics³ illustrate the reliance on the concession reimbursement arrangement to maintain patronage levels:

- Half or all bus trips in Wales (50%) in 2019/20 were made by concessionary passengers (up from 43% in 2008); and
- The fall in fare-paying bus patronage from 2008 to 2018 was 25%⁴, whereas the fall in concession journeys was 10% over the same period.

1.1.1.4. Discussions with local authorities, engagement and consultation with bus operators (in the context developing bus reform proposals in 2018-19) and desktop research suggests that the historical reduction in bus patronage is due to a combination of factors. These include:

- Complicated ticket offers and lack of integrated tickets for use on different operators’ services;
- Lack of stability of bus service routes and timetables (which means that people are unwilling to commit to using public transport as part of their daily life);
- Reductions in the number of local authority supported bus services which leads to less bus trips; and
- Slow and unreliable bus journey times makes bus less attractive to potential users, and also increases operating costs – which has a knock-on effect of reduced frequency, which increases waiting times and further reduces attractiveness of buses, and which as a further deterrent to passengers increases the fare prices operators have to charge to cover their costs.

1.1.1.5. Data and research also identify external factors which create challenges to attracting people to use buses, including:

³ Department for Transport. 2021. [BUS0105: Concessionary passenger journeys on local bus services by metropolitan area status and country](#)

⁴ Department for Transport. 2021. [BUS0103: Passenger journeys on local bus services by metropolitan area status and country](#)

- Increasing car ownership⁵ – with the proportion of households in Wales without access to a car or van (for activities such as visiting local shops or going to the doctor) falling steadily from 21% in 2013 to 13% in 2019, which inevitably reduces bus patronage;

The cost of bus travel has increased relative to the cost of motoring. At a UK level, average bus fares have risen by 403% since 1987, compared to just 163% for motoring costs⁶; Activity for work, leisure and retail has shifted from town centres to edge of town, car-served, low density monofunctional spaces like the business park, retail park or owner-occupier estate, creating polycentric patterns of movement⁷. This type of movement does not align well with traditional radial bus services into town centres; and

- A rise in on-line shopping – which tends to reduce the demand for bus travel on core bus routes into town centres.

1.1.1.6. The COVID-19 pandemic from 2020 has also contributed to a trend of working from home for those occupations where this is possible, which is likely to be a long-term phenomenon, and which has beneficial policy outcomes in terms of reducing travel and associated carbon emissions, but also contributes to lowering bus use. Welsh Government announced in 2020⁸ a long-term ambition to see around 30% of Welsh workers working from home or near home – giving more people the choice to work in a way that helps their productivity as well as their work-life balance, and with the potential to drive regeneration and economic activity in communities.

1.1.1.7. The importance of car ownership and car availability in peoples' mode choice is underlined by data which shows that the vast majority of bus trips are taken by people with no access to a car for that trip (for example, surveys in Swansea in 2014 indicated that only around 15% of people making bus journeys had access to a car for that trip⁹). It can be concluded that choosing between bus and car is not a practical consideration for most people's journeys, and that a significant proportion of bus patronage in Wales is made up of a 'captive market' of:

⁵ Welsh Government. 2021. Llwybr Newydd: a new Wales transport strategy - [Supporting information: transport data and trends](#)

⁶ Department for Transport. 2021. [Bus Back Better: national bus strategy for England](#)

⁷ Welsh Government. Foundational Economy Research. 2021. [Small Towns, Big Issues: aligning business models, organisation, imagination](#)

⁸ Welsh Government. 2020. [Aim for 30% of the Welsh workforce to work remotely](#)

⁹ SSWITCH. 2014. South West Wales Travel Pattern Survey

- people without access to a car (including students, who use buses in large numbers in Wales's university cities); and
- concessionary passengers who travel for free (which comprises of almost half of all bus journeys).

1.1.1.8. Another key inhibitor of bus use is that bus journeys are generally only practical for direct, single leg, bus journeys – which means that bus travel excludes a large proportion of all trips which are not served by direct bus trips. For example, in Cardiff, around 30% of jobs are in the city centre¹⁰ – which is well served by bus. However, the majority of trips in the city are not to and from central areas, and these are generally not well served by bus (and hence are typically made by car). Census data shows that 'direct' journeys on urban radial bus corridors generally have a relatively healthy bus mode-share for Journey to Work of over 20%¹¹ - but indirect journeys have a much lower bus mode share. An illustrative but realistic theoretical example shows the typical make-up of bus mode share:

Illustrative theoretical example of bus mode share for direct and indirect journeys

In a typical urban area with 100,000 trips by all modes in the morning peak period, direct buses may only be a realistic choice for around 40% (or 40,000) of those trips (i.e. those trips which are on radial bus corridors towards the central area). Assuming these radial journeys have a relatively high mode share of 20%, this results in 8,000 bus trips. The remaining 60% of trips (60,000) are not well aligned to radial bus corridors, and hence a much lower bus mode share of around 4% is typical, equating to 2,400 trips by bus. Overall, the number of bus trips is therefore 10,400, equivalent to approximately 10% of all trips. This is an average figure which conceals the wide range of high mode share (for radial journeys which are well served by bus) and low mode share (for non-radial journeys that are not) for movement patterns with different geographical orientations.

1.1.1.9. The illustrative case shows that in order to significantly grow bus usage, it is important to be able to attract some of the 'indirect' journeys, which typically make up the majority of trips in an area but are presently hard to make by bus. For example, a typical car journey across a town, if made by bus, would be likely to involve undertaking an indirect, two or three-leg journey by bus (or by bus and rail), which would presently be an unrealistic and unappealing

¹⁰ ONS, 2018, Business Register and Employment Survey

¹¹ Census. 2011. [Method of travel to work](#) - Llysfaen/Llanddulas to Llandudno (Central) 20.5% bus mode share, Leckwith/Canton to Cardiff City Centre 48% bus mode share.

trip due to the lack of co-ordination between bus services, and complex ticketing arrangements. This leads to a conclusion that for bus to meet people's everyday travel needs, the 'in-scope' journey market for bus travel needs to be widened, which in turn means that operating bus service lines as a co-ordinated network is necessarily a key feature of success – such that customers can realistically reach multiple places on the network (with the ability to easily transfer between services as necessary).

1.1.1.10. In summary therefore, the key aspects of the historical fall in bus passenger numbers in Wales are:

- Bus use has reduced over time even though the population has grown, and in comparison, car use has grown significantly;
- Regular investment in bus services and infrastructure by Welsh Government (although beneficial) has failed to overturn the decline in bus use;
- Welsh Government's free concession travel has masked the decline in bus patronage, and temporarily reversed it, and the associated fare reimbursement scheme continues to be fundamental to maintaining bus services;
- Complicated ticket offers, lack of integrated tickets, and lack of stability of bus service routes all combine to make regular bus travel unappealing;
- Reductions in local authority support for bus services has led directly to fewer bus trips;
- Traffic congestion has led to slower and unreliable bus journey times, which makes bus less attractive, and also increases operating costs and thus fare prices (and can lead to a reduced frequency which increases waiting times and further reduces patronage);
- Much land use development in recent years and decades has not aligned with traditional radial bus routes;
- Increasing car ownership, comparatively low costs of motoring relative to bus travel, a rise in online shopping and working from home have also contributed to the decline in bus use.

1.1.1.11. The ability of the bus sector to halt the decline in patronage is inhibited by the tendency for bus operators to follow a logical commercial imperative of focussing on the most profitable market, that comprising people making journeys on radial corridors towards central areas, a focus which is also the strongest defence to deter competitor incursions which would bite heavily into profit margins. This means that the target market for bus companies in an unregulated environment largely excludes the large number of trips

which start and end outside central areas. This effectively caps the potential bus user market to a minority of trips in an area. Addressing this shortfall will necessarily require bus service lines to be operated as a co-ordinated network – such that customers can realistically reach a much wider range of destinations (with the ability to easily transfer between services as necessary).

1.1.2. The Present Bus Operating Model

1.1.2.1. The bus sector in Wales (and the rest of Great Britain) has been deregulated since 1986, which means that bus operators design routes and set fares for the majority of bus services (subject to operating standards regulated by the Traffic Commissioner).

1.1.2.2. Given this arrangement, bus operators quite rationally focus primarily on maximising their revenue in comparison to their operating cost – and hence understandably are not in a position to prioritise ‘policy’ aspects such as maximising mode share of bus in a town or city. Bus operators instead focus on maintaining their core market of passengers, focusing in particular on people whose regular journeys are constrained to radial bus corridors connected to central areas. As noted previously, in the context of growing car ownership¹², low costs of car use relative to bus fares and a tendency for polycentric land use development (over recent decades), this core bus market has been slowly decreasing.

1.1.2.3. Bus operators effectively control and decide where most core bus services are operated in Wales. This has led to a situation in which local authorities’ transport plans have historically focused on bus infrastructure measures – and neglected consideration of the overall bus network in respect of defining goals and objectives, identifying problems, and generating network plans (with co-ordination of routes and frequencies). This lack of focus on long-term network planning for bus is a natural result of the fragmentation of responsibilities between multiple operators and local authorities – with the former focussed on operating their own bus services to best commercial effect and with a completely free hand to run buses where and when they wish, whilst the latter are focussed on setting transport policies and providing and maintaining transport infrastructure whilst lacking an ability to provide bus services other than those serving destinations and times which commercial bus operators do not wish to serve, and having very limited ability to influence the offering provided by commercial operators. Whilst historically there has been a good level of engagement and partnership working between Welsh Government, Local Authorities

¹² Welsh Government. 2021. Llwybr Newydd: a new Wales transport strategy - [Supporting information: transport data and trends](#)

and bus operators in Wales, there is an inevitable lack of strategic planning and a consequent ‘misalignment of incentives’ (as described in documentation prepared by the UK Department for Transport as part of development of the England-wide 2017 Bus Act¹³).

1.1.2.4. The fragmentation of bus-related activities in Wales involves over 80 bus operators providing around 800 bus routes; 22 local authorities procuring some of these bus services; local authorities also managing BSSG payments to operators; concession passes and reimbursement managed via Transport for Wales; information and timetables provided in various formats via operators, local authorities, and Traveline Cymru; local highway departments maintaining bus stop and road infrastructure; education departments procuring school buses; and four rail franchises operating in Wales with which bus services often compete. There is thus an inherent complexity of interfaces, with a lack of overall planning and clear responsibility for outcomes – which tends to result in each service line being operated as a discrete service with no coordination with other services. This model also leads to financial inefficiencies due to overlaps of bus services (and sometimes overlaps of bus and rail services), and challenges of aligning infrastructure and operational matters.

1.1.2.5. Research studies on the UK’s deregulated environment for bus include conclusions that the current bus model precludes provision of a co-ordinated network and integrated ticketing – with disadvantages noted as follows¹⁴:

- *“Little opportunity to view the network as a whole”, with tendered services operating as an “add on to the commercial network covering areas and/or time periods which are not considered commercially viable”; and*
- *“In conflict with other policy objectives aimed at stimulating greater use of public transport, such as harmonisation of ticketing systems.”*

1.1.2.6. In terms of funding, in 2018/19 Welsh Government and local authorities in Wales contributed funding of around £115M to the annual bus operator revenue in Wales of approximately £210M (Source: Welsh Government). This means that, even prior to the impacts of the Covid pandemic, over half (c. 55%) of overall bus revenue was government funded. The breakdown of recent annual bus revenue in Wales is summarised as follows (Source: Welsh

¹³ DfT. 2016. [Bus Services Bill Impact Assessments](#)

¹⁴ White, P. 2010. The conflict between competition policy and the wider role of the local bus industry in Britain.

Government):

- Fare-payer revenue at around £95M in 2018/19, which represents around 45% of overall revenue of around £210M;
- Concession fare reimbursement payments of around £68M; and
- Around £47M of grant payments to operators and local authorities (for BSSG and support for tendered services).

1.1.2.7. In the deregulated environment, operators behave rationally by choosing the busiest corridors to operate commercial services, with a reliance on some government support (through the BSSG fund, which provides a per km payment, and with concession fare reimbursement). Bus routes which are not identified by operators as commercial, and which are deemed to be socially necessary, are subsidised by local authorities – with operators contracted to operate these services (via net or gross contracts). In overall terms, and in common with typical international examples of bus networks, each local group of bus services operated in each area of Wales are not commercial in their totality and require significant government financial support.

1.1.2.8. Furthermore, a significant proportion of bus routes in Wales designated as commercial are in fact subsidised via a local authority-funded by de-minimis ‘top-up’ subsidy; for example, to provide services into the evenings and on Sundays. This means that operators can accrue revenue from sale of day-ticket fares for boardings during the daytime – and be subsidised for providing the return trip in late evening.

1.1.2.9. Bus ticketing technology in Wales has been subject to significant improvement in recent years. Payments can now be made via credit/debit card contactless payment or by smartphone app, as well as cash payment on most services. In some areas multiple operator tickets are available (although generally only from bus drivers, rather than in advance through other outlets) which allows passengers to use different operators’ bus services on the same trip, or on the same day, provided they made that choice at the start of their journey. However, these multi-operator tickets are generally more expensive than single operator tickets. Although multiple operator tickets are feasible to implement, the competition requirements of the current deregulated regime means that operators continue to provide their own tickets, if they wish at a lower price, and hence customers are not provided with the simplicity of a single ticketing product (which effectively gives passengers a ‘freedom pass’ which they can use at any time to make planned or ad-hoc trips).

1.1.2.10. If in future, multi-operator tickets were made more widespread and attractive (although without re-regulation there would be a legal

requirement for operators' own ticket systems to remain in operation), this could lead to a growth in linked trips, with passengers using a number of different service lines during a single journey or over a whole day. However, if this increase in multi-leg bus use occurred, a commensurate system for re-distribution of revenue to operators would be needed – on the basis that a simplistic allocation of revenue (e.g. where a passenger first boards a bus, or an equal split for every boarding) would be very likely to result in an inequitable allocation to different operators' services. A fair fare redistribution arrangement would need to consider factors such as vehicle mileage, vehicle travel time (and congestion effects), urban/rural routing, time of day, type and size of bus, passenger numbers, passengers transferring between lines, and cross-subsidisation of services such as late night 'homebound' service with low numbers of passengers. It is therefore likely that even if a multi-operator ticket was to gain a significant market share under the present regulatory arrangements, then the system for reallocation of revenue would effectively dictate the commerciality of operators' businesses. The resulting revenue aggregation and redistribution process and inter-dependency between operators would be likely to raise competition issues. Furthermore, operators would be unlikely to commit to this approach as it would reduce their commercial independence and would also in practice involve continual negotiation and amendments in response to any changes in demand or costs – such as changes to bus services, land use changes, congestion/roadworks, upgrades to parallel rail lines etc. Hence, overall, there are, in the absence of regulatory change, major legal and commercial barriers to putting in place a single ticket system which is used by all passengers, and from which the fare revenue can be equitably redistributed to operators.

1.1.2.11. There has been an emergence in recent years of new mobility solutions such as shared-bike schemes, app-based mobility services (e.g. Uber), micro-mobility services (such as e-bikes and electric scooters), as well as an increased focus by Welsh Government on walking and cycling. Users of these modes are often without access to a car, similar to many bus users, and hence there is a risk that use of, for example, short-hire shared-bikes and improved cycle infrastructure will result in abstraction from bus patronage. This highlights the challenge of the current bus model – with operators typically prioritising their own business plan without coordination to maximise potential synergies with local authorities who are investing in infrastructure and/or providing financial support to other sustainable modes which are likely to abstract from bus patronage to some degree, but could also integrate to feed additional users into bus networks.

1.1.2.12. Hence, the overall situation in respect of the current bus

operating model is as follows:

- There is a fragmentation of responsibilities for bus between multiple operators and local authorities with an associated difficulty of alignment in respect of common goals and policy-based outcomes;
- Local authorities' limited role in managing bus networks means that bus public transport systems are not subject to transport planning as would typically be the case for, for example, road network improvement;
- Bus service lines are typically operated as a set of discrete services with no coordination with other services – as no single organisation has the appropriate capability and directive powers to manage this co-ordination;
- Welsh Government funding accounts for over half of bus operating costs in Wales, but is largely directed to operators without linkage to any long-term improvement strategies; and
- Although multiple operator tickets are feasible to implement under the current arrangements, operators would continue to provide their own tickets, which ultimately fails to provide customers with the simplicity of a single ticketing product. Furthermore, any significant market penetration by a multi-operator ticket will also bring a need for a complex revenue redistribution system to different services and operators, that would likely need continual re-negotiation in response to changes to road conditions, land use, service frequencies etc.

1.1.2.13. Taken together this produces a complex landscape for planning and service delivery of public transport, with a fragmentation of responsibilities, which means that the bus sector is unable to respond in a cohesive and strategic manner to the challenges of long-term declines in ridership.

1.2. Rationale for Government Intervention

1.2.1. Summary of relevant Welsh Government Policy

1.2.1.1. Welsh Government is promoting and investing in sustainable travel and decarbonisation – underpinned by policy documents:

- **Wellbeing of Future Generations Act:** The Well-being of Future Generations (Wales) Act 2015 places a duty on public bodies in Wales to carry out sustainable development. This means that each public body must work to improve the economic, social, environmental and cultural well-being of Wales.
- **Llwybr Newydd:** The new Wales Transport Strategy sets out a vision of ‘an accessible, sustainable and efficient transport system’. Modal shift is at the heart of the strategy, which means the proportion of trips made by sustainable modes increases and fewer trips are made by private cars. Llwybr Newydd contains a mini plan for buses which sets specific priorities for the sector, including improving the quality and reach of services, addressing congestion hotspots, keeping people safe and delivering new technology and infrastructure.
- **Net Zero Wales:** The Welsh Government has committed to delivering the following targets to decarbonise the bus fleet:
 - The whole Traws Cymru bus fleet to be zero tailpipe emission by 2026;
 - The most polluting 50% of service buses to be replaced by a zero-tailpipe emission bus fleet by 2028; and
 - The remaining 50% of the service bus fleet to be zero emission by 2035.
- **Bws Cymru:** Bws Cymru has considered and developed policies for bus services in the context of Llwybr Newydd. Bws Cymru amplifies and builds on the proposals in Llwybr Newydd to make the bus services more attractive for people to use in order for them to go about their daily lives with ease, promoting social mobility and economic activity. The policies seek to create the environment to allow a greater levels of service provision and flexibility, helping to provide integrated public transport services, seeking to result in increasing patronage from all sectors of society, reducing car use, reducing carbon emissions and improving air quality. In essence, Welsh Government wants to create a bus system with passengers as its focus, which is easy to access, has extensive networks, is easy to use in terms of through ticketing, easy to understand and navigate – expressed in Bws Cymru as each local area or region having ‘One Network, One Timetable, One Ticket’. Bws Cymru

recognises the need to legislate for regulation of bus services to achieve this, whilst laying out a set of actions that are possible in the immediate future to achieve steps in that direction prior to the advent of changes to the bus governance system.

1.2.2. Best Practice Bus Networks

1.2.2.1. Addressing shortfalls in the current bus arrangements in Wales requires adoption of best practice for the shape and frequency of services. Best practice guidance states that a network-based approach is essential for public transport success¹⁵ (in terms of service quality, mode share and costs of operation) and depends on addressing the following key requirements:

- An integrated network of bus lines, with easy and comfortable transfer opportunities at several places in the region, not only at the main railway station or city/town centre;
- A simple network with a clear line structure that is easy to understand and remember (for everyone – not just regular users);
- Direct route alignment and the fastest possible speed of vehicle operations with reliable timetables;
- High frequency services where and when the demand is reasonably high;
- Coordinated pulse timetables where demand is weaker in less dense urban areas and rural areas;
- Efficient ‘through’ lines running through central areas and major public transport interchanges, that also connect major origins and destinations outside the central locations;
- Supporting soft measures such as fare structure, ticketing systems, information and marketing, preferably combined with restrictive policy measures towards car use that can significantly influence public transport demand and the success of all the other measures; and
- Efficient arrangement of the network without overlapping services to address the need for financial affordability of operation.

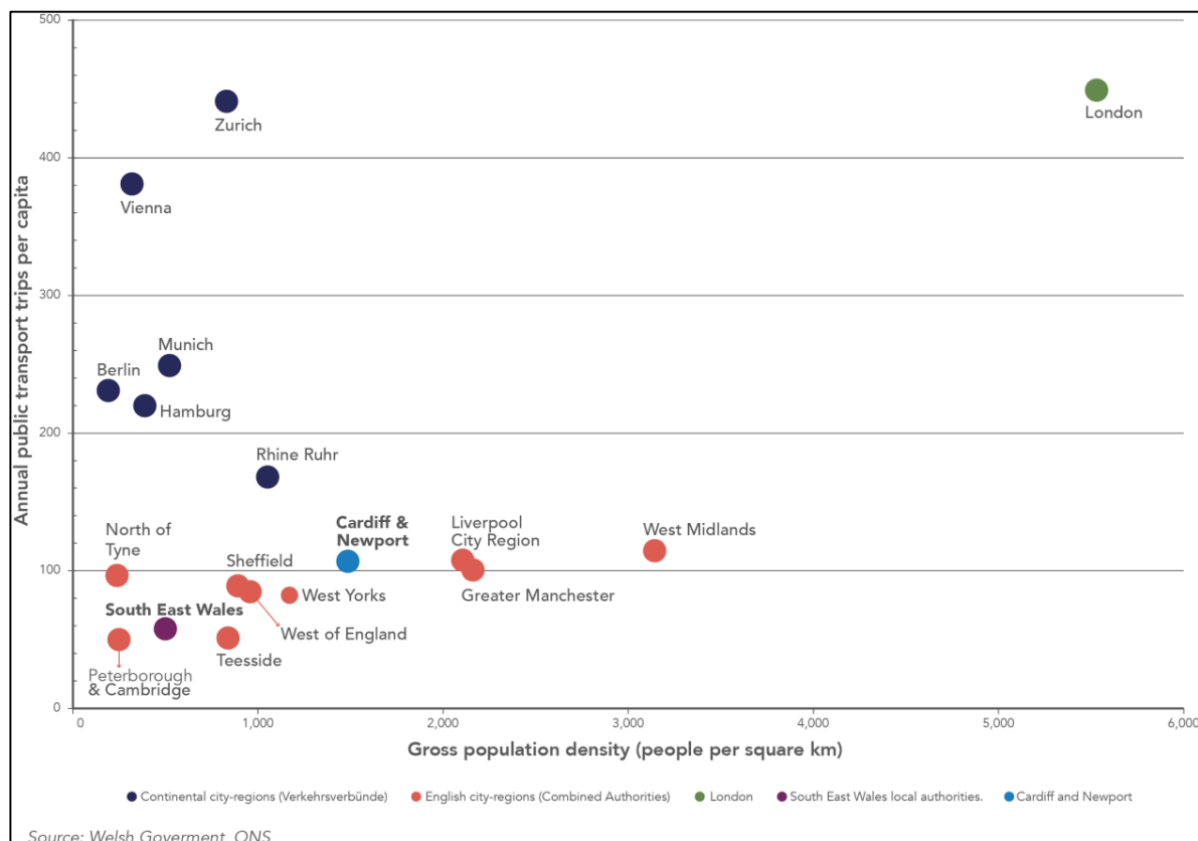
1.2.2.2. Provision of a network of services involves planning and operating bus services as a ‘unified network’, such that passengers are practically able to travel anywhere on that network (easily transferring between services as necessary). Successful European

¹⁵ HiTrans. 2005. [Public transport – Planning the networks](#)

public transport operations demonstrate the benefits of network-based approach to operating bus services. In Nantes in France for example, passenger numbers are significantly higher than comparable UK cities, despite the operating mileage of tram and bus services being comparable to bus operations in UK cities¹⁶. Adoption of these unified network principles will provide a basis for success for bus-based public transport in Wales.

Annual per capita public transport in six continental Verkehrsverbünde and equivalent parts of Wales (and comparators in England)

Public transport networks in the city-regions of Munich, Vienna and Zurich (which are 10-30 times bigger than the built-up areas of their main cities, and extend to surrounding towns and villages), function as a single system. Buses, trams, underground and suburban trains are coordinated by public transport governing bodies or Verkehrsverbünde (VV) to provide 'one network, one timetable, one ticket'. Levels of public transport use in the VVs are strikingly higher (3-4 times the number of trips) than in comparable areas of Wales and England, as shown in the graph below¹⁷.



¹⁶ TAN. 2017. Available at: <https://www.tan.fr/fr/bonjour-la-tan>

¹⁷ Transport for Quality of Life. 2020. [A Wales Transport Policy fit for the Climate Emergency](#)

Trips per head for public transport in Wales ranks as the lowest in Europe

Benchmarking public transport use in Wales against other countries in Europe reveals the poor relative performance. Wales around 42 public transport trips per head in 2018, based on 101 million trips by bus¹⁸ and 31 million trips by rail¹⁹. This is lower than the respective figures for all 29 European countries referenced in ridership data²⁰. Statistics specific to Wales are hidden within the overall UK average of 118 trips per head per year, which is distorted by the significantly higher number of trips in London. Although, it must be recognised that comparison across countries is necessarily inexact due to different profiles of each country in respect of a range of factors which influence public transport use, such as regulatory and governance arrangements, population densities, demographics and economic characteristics.

1.2.2.3. It is important to note that a high usage of buses will necessarily involve making it easy for passengers to transfer between service lines. This aspect of normalising transfer as part of journeys is (perhaps counterintuitively) a characteristic of a successful network operation. Although direct journeys are the most attractive to passengers, it is inevitable that the majority of origin-destination pairs in a region or city are not reachable by a single direct trip, and if made by public transport, would require at least one transfer. Therefore, it is essential that passengers are able to conveniently transfer between services to reach wider destinations.

1.2.2.4. A rule of thumb based on published information²¹ is that urban areas with a successful public transport mode share have an average of around 1.5 legs per journey – which would represent a typical range as follows:

- 50% of journeys are direct (0.5 x 1 leg);
- 45% of journeys have 1 transfer (0.45 x 2 leg); and
- 5% of journeys have ≥ 2 transfers (0.05 x 3 leg).

1.2.2.5. The key aspect for people to adopt regular use of public transport as a lifestyle choice is the practicality of making two and three leg journeys – such that people who typically make direct local

¹⁸ Department for Transport. 2021. [BUS0108: Passenger journeys on local bus services by region: Great Britain, annual since 1970](#)

¹⁹ Welsh Government. 2018. [Statistical Bulletin: Rail transport, April 2017 to March 2018](#)

²⁰ UITP. 2018. European Countries Ridership Data

²¹ Lunke at al. 2021. [Public transport competitiveness vs. the car: impact of relative journey time and service attributes](#) - This study identifies the average number of public transport transfers as 0.5 – with 38% of the trip segments with one transfer, while 52% were direct routes with no transfers.

journeys can occasionally make longer indirect journeys.

- 1.2.2.6. It should be recognised that developing best practice networks which are designed to be simple for the public to understand, is not a simple process and involves an overall governance arrangement that is capable of planning a complex 'system', comprising a number of components (routes, timetables, ticketing, driver rostering, vehicle type and capacity, vehicle logistics and maintenance, enforcement, infrastructure, and information), all of which need to be synchronised and co-ordinated to achieve successful passenger-facing outputs. The complexity of public transport systems is therefore a key challenge – and requires a systematic orchestration and governance effort to achieve optimal operations.

1.2.3. The Need for Bus Planning and Monitoring

- 1.2.3.1. Successful implementation and operation of any major transport scheme or system which addresses objectives of catering for demand, financial efficiency, and wider environmental and economic goals, requires detailed transport planning to be carried out by the relevant transport authority. Typical activities include analysis of travel demand, assignment modelling and capacity investigations, to decide whether to, for example, improve existing roads and junctions or build new infrastructure, or build new rail stations. It is apparent that planning bus networks and systems on a long-term basis, in terms of identifying problems, defining objectives, and generating and evaluating alternatives, has, since bus deregulation in 1985, not been a key feature of local authority Transport Plans in Wales (which have tended to focus on infrastructure measures such as stops, stations and bus priority measures). This gap in bus planning is a logical outcome of the limited role of local authorities in the deregulated bus system in respect of influencing and directing local bus-based policy and network matters.
- 1.2.3.2. International examples of approaches to bus delivery, such as in New Zealand's Public Transport Operating Model (PTOM), involve undertaking two distinct processes – of (a) Bus Planning; and (b) Bus Procurement. Bus planning is undertaken by local government and involves detailed transport planning to devise public transport solutions guided by policies for sustainable travel and economic objectives. This results in a network plan with routes, timetables, and ticketing/fares arrangements.
- 1.2.3.3. Bus procurement, on the other hand, involves translating the planned bus network into an operationalised service, which generally involves contracting operation of all or some service lines to bus operators, which would also include a method for performance monitoring and payment.

New Zealand Operating Model for Buses

The Public Transport Operating Model (PTOM) governs the way regional councils plan public transport services and purchase them from bus and ferry operators.

Under PTOM, regional councils are responsible for providing public transport services. They make their own decisions about how those services operate (including routes, timetables, fares, ticketing etc).

Regional Councils develop regional public transport plans, and then contract public transport operators to operate services.

- 1.2.3.4. Typical examples of successful regional and city public transport systems (in terms of high patronage) have a regional transport authority that is responsible for strategy and delivery of network shape (in terms of routes and frequencies), ticketing systems (including integration across all modes), and all information and branding. Operators are contracted to provide defined services (in terms of timetables and hours of operation) and are paid for delivery of services with payments made according to performance indices (including passenger growth). An example of long-term planning of public transport network which has led to high mode share is in Nantes.

Long-term Network Planning in Nantes

The tram and bus network in Nantes has been subject to a long-term plan²². The planning process has included:

- Planning and implementation of three cross-city tram lines in the 1980s/90s
- Planning of a fourth cross-city line, in the 2000s, followed by implementation as a bus rapid-transit (BRT)²³ line (Line 4)
- A long-term, plan for incremental implementation of cross-city (Chronobus) services was developed, including bus priority measures – which were implemented in 2012-14.
- Opening of a further cross-city BRT service (Line 5).

²² Allen, H. 2013. [Integrated Public Transport, Nantes, France](#)

²³ Bus rapid transit (BRT) is an approach to designing bus corridors to have better capacity and reliability than a conventional bus system. Typically, as in the case of Nantes, a BRT system includes lanes that are dedicated to buses and provides priority to buses at junctions where they interact with other traffic. BRT systems also have design features to reduce delays caused by passengers boarding/alighting services or paying fares. BRT aims to combine the capacity and speed of a fixed route (e.g. light rail) with the flexibility, lower cost and simplicity of a bus system.

The outcome of long-term planning and incremental implementation has been a gradual increase in public transport use in Nantes over the last 20 years.

Co-ordinating of networks of services in Mittelsachsen

The transport authority for Mittelsachsen²⁴ region (in Germany) has a key strategic priority to maximise the linkage and co-ordination of modes of transport – including rail, tram, and bus modes (see images of logos below). The authority is also responsible for associated information and public communication.

The authority also manages introduction of complementary mobility services such as car-sharing, car clubs, and demand responsive buses.

In respect of linking modes of transport and transport, the authority also focuses on the development of mobility points and station infrastructure to improve the transfer experience.



1.2.3.5. The ability of transport authorities to manage the overall public transport system is necessary to efficiently manage funding – by allocation of vehicle resource across the network in an arrangement which avoids unnecessary overlaps, ensures that there are regulated headways between different services on the same corridor, and allows some services to operate as feeders to core bus or rail interchanges. This is not the case in Wales, where each area typically has some overlap of services, uneven headways between buses on the same corridors, and very few examples of operation of feeder services to interchange points.

1.2.3.6. Networks which are planned and procured by public authorities generally also undertake thorough monitoring and review to ensure that progress is continually measured in respect of patronage changes and passenger's satisfaction, for example:

- Monitoring performance of services based on an evidence-based approach covering demand, service delivery and customer feedback;
- Undertaking periodic reviews to ensure that services continue to reflect demand and customer expectations; and

²⁴ Zweckverband Verkehrsverbund Mittelsachsen (ZVMS). 2021. [Local Traffic Plan 4th Update](#).

- Carrying out customer satisfaction surveys on a regular basis and analyse complaints (this year vs last year comparisons).

1.2.3.7. It is concluded that planning, procurement and monitoring of bus services is a key aspect of long-term success in attracting passengers. Planning of services on a network basis also provides a means to create operational and financial efficiencies. At present in Wales, the fragmentation of responsibilities in the bus sector effectively precludes comprehensive long-term planning of bus networks, and severely inhibits the feasibility of implementing comprehensive network-based initiatives.

1.2.4. Best Practice Success Factors

1.2.4.1. The operation of the bus-based public transport service in Wales can be guided by a number of best practice success factors. These success factors are primarily passenger-focused and contribute towards achieving successful mode share and affordable operations:

- **Area-wide networks with all significant local destinations reachable:** A wide range of key destinations throughout a local area should be reachable in say 45 mins on high frequency bus services during the daytime (with transfers if necessary), and at off-peak times (including evenings and weekends) are reachable by good co-ordination of timings for lower frequency services.
- **One ticket system:** An exclusive ticket system for boarding all buses should be in place, with ticket enforcement automated (especially in urban areas) to allow for passengers to board quickly. It is important to note that operators' having their own ticketing offers alongside a multi-operator ticket is incompatible with the need for passengers to have a single easy-to-understand-and-use ticketing system.
- **Easy To Understand Network:** A public transport network that is inherently easy to understand and use is essential; that is, passengers should be able to understand and negotiate the network easily to reach different destinations. A benchmark for best practice is that a network that can be represented by a simple map, with each individual service shown as an end-to-end line (including in central areas – which in many current networks are unable to be shown clearly on maps due to route complexity).
- **One Brand:** A public transport brand should be present on all vehicles, stops and stations, information sources, and ticketing. This is important in creating a trusted brand which gives passengers confidence to travel frequently and on an ad-hoc basis. An example of this approach can be seen in Dublin's BusConnects initiative, in which the Transport for

Ireland (TFI) logo is shown on the Leap card multi-modal ticket, on bus stops, on the side of buses, and on information media such as online maps and journey planners.

- **Easy and Reliable Transfer:** High quality transfer conditions and arrangements (ticketing, timetables, connection guarantee) are needed to allow passengers to have confidence in relying on transfer to other services to make their journeys. There should be a unified timetable across all bus services and other modes of public transport. Supporting the concept of transfer in Germany includes providing travellers with an alternative means of transport if their public transport service is late and be reimbursed for the cost (e.g. in Nord Rhein Westfalen, the 'Connection Guarantee'²⁵ typically applies when the local buses or trams are cancelled or are at least 20 minutes behind schedule when leaving the departure stop).
- **Reliable Travel Times:** Journeys by public transport should have reasonable and consistent speeds. The speed of travel could be expressed as, for example a public transport/car travel time ratio of less than 1.5 (e.g. 45 minutes by bus, 30 minutes by car), or a bus speed of say 15 km/hour on urban routes.
- **Easy to Access the Vehicle:** Public transport vehicles should be easy to board by all passengers, including mobility impaired passengers, with immediate entry without a need to queue, and should allow people to easily carry baggage on and off and within the vehicle. This relies on multiple doors for buses operating on busy urban corridors – which is a standard feature of bus operations in typical bus networks in, for example, Germany²⁶, France, and generally in urban areas in Europe.
- **Accessible and Comfortable:** Stations and stops should be easy to reach, comfortable with good information, and provide all passengers with easy boarding and alighting of services. Vehicles should be comfortable, well equipped (Wi-Fi, real time information, air conditioning etc) and low crowding levels
- **Public Feedback and Customer Care:** The general public should be given regular opportunities to provide feedback and participate in network evolution

²⁵ VRS. 2021. [Mobility Guarantee](#)

²⁶ Rhein-Main-Verkehrsbund (RMV). 2019. [Minimum Standards for Buses in RMV](#) - which states that buses shall have at least two doors, including one double-wide door, and articulated buses shall have three doors, including two double-wide doors.

- **Passenger Safety, Security, and Health:** Passenger safety, security and health should be inherent in all aspects of people’s experience of public transport, including roadside air quality and carbon emissions.
- **Network Efficiency and Financial Affordability:** Although this success factor is not directly customer-facing, it is important that service lines are optimised to limit inefficient overlap of services to maximise overall viability and financial affordability. This ensures that best use is made of available funding, and also addresses the need to make networks understandable. Financial affordability over the long-term will also be assisted by introduction of low emission technology and propulsion systems which have lower fuel costs than diesel-fuelled buses.

1.2.4.2. These success factors can be encapsulated in Welsh Government’s aim set out in the Bws Cymru strategy as ‘One Network, One Timetable, One Ticket’:

- Easy to access – by extensive networks and welcoming infrastructure and drivers;
- Easy to use – through simple ticketing and sensible routes; and
- Easy to navigate – with fully integrated journeys and clear information.

1.2.5. Public transport as a lifestyle choice

1.2.5.1. Data from countries with high public transport and sustainable travel mode shares shows that people in cities with joined up networks with single ticket travel are willing to adopt a ‘lifestyle choice’ to use public transport for much of their weekly journeys. This is dependent on destinations across their local area being practically reachable by public transport – and hence is only achievable with a ‘network’ approach to planning and operating of services.

1.2.5.2. Travel data for Germany underlines the multi-modal lifestyle nature of people’s travel behaviour. For example:

- In medium-sized cities in rural areas of Germany²⁷, 6% of people are termed as ‘multiple mode users’ (who use car, bicycle and public transport modes at least weekly), compared to 4% who use public transport daily or weekly (and other modes more rarely), along with 12% of people using bicycles daily or weekly and all other modes more rarely.

²⁷ Federal Ministry of Transport and Digital Infrastructure. 2019. [Mobility Trends in Germany](#)

1.2.5.3. This car-free, multi-modal lifestyle confirms that high use of cycling and public transport are mutually supportive - with travellers relying on different sustainable modes according to their daily needs (including weather impacts). Hence, increasing the rate of sustainable travel in Wales will require co-ordinated investment and governance of improvements to bus, rail and active travel. Costs and funding for single-mode measures will need to consider mutual interactions across sustainable modes. For example, success in growing cycle use in an area may in the short-term result in some abstraction from bus travel but in the long-term should help to increase bus use. Hence, policy and planning for buses needs to carefully consider the role of active travel and new mobility solutions – such that investment in the range of sustainable modes are planned within a co-ordinated governance and funding structure with an aim to increase the proportion of sustainable travel, rather than treating each mode as if their users are a discrete group of people.

1.3. Options to Address the Policy Problem

1.3.1. Option 1: Business as Usual

1.3.1.1. Business as usual is based on buses being operated as either commercial services, with operators planning the networks and receiving concessionary fare reimbursement and BSSG, or as non-commercial services, set up through tendering by local authorities with the operator typically taking all fare income i.e. as a net cost contract.

1.3.1.2. Under this option, Welsh Government would be required to maintain a high level of poorly directed subsidy as it has done throughout the period of COVID lockdown, continuing over an unknown but possibly extended period since bus use is, at best, likely to continue below pre-COVID levels for some time. In fact, bus patronage would quite possibly show a long-term depression due to permanently increased working from home until there is significant investment to attract more patronage through better service provision. Given that Welsh Government has an ambition to invest in sustainable transport to meet mode shift and carbon targets, the significant additional subsidy required in a business-as-usual scenario is not considered good value for money.

1.3.2. Option 2: Statutory Partnerships

1.3.2.1. A partnership is an agreement between a local authority and local bus operators to work together to improve local bus services. Putting in place a statutory obligation to implement partnerships across Wales in order to continue to be eligible for bus operating revenue support would represent an incremental approach, encouraging more cooperative approaches between local authorities

and operators. Although 'statutory' the involvement of operators would necessarily be voluntary, in that they could only be signed up to partnership arrangements to which they agreed the content, terms and conditions.

1.3.2.2. Similar provision currently exists in England, with the UK Government's Bus Back Better strategy outlining the expectation for Local Transport Authorities to establish Enhanced Partnerships across their entire areas under the Bus Services Act 2017, and all operators to co-operate throughout the process. New discretionary forms of bus funding in England will only be available to services operated, or measures taken, under an Enhanced Partnership has been made (or where a franchising scheme has been made – see para below).

1.3.2.3. Partnerships set out agreements over a range of bus service components and the actions needed from the local authority and operators for each item, which could include:

- Vehicle specifications;
- Branding;
- Passenger payment methods;
- Ticketing structure;
- Real-time information requirements;
- Frequency of service; and
- Timetables.

1.3.3. Option 3: Franchising

1.3.3.1. Franchising is a system where franchisors plan a coordinated network, ticketing and timetable and award the exclusive right to run a bus route or routes to the most competitive bidders. Under a franchising model, bus networks in Wales would be designed and controlled by a single 'guiding mind' authority with powers to design and deliver bus services to maximise coverage and service level achievable within available public resources.

1.3.3.2. Under franchising, a local authority would specify the provision of bus services. Private companies operate services under a contract secured following a competitive tendering process. Other operators may not register other routes within the franchised area, providing exclusivity for the winning bidder. Franchising of bus services would give local authorities control over:

- Where bus services run and when (i.e. the network, hours of operation and timetables)
- Types of ticket available (including discounts for passengers as required)

- Fares and methods of payment which must be accepted (including smart and contactless)
- What information is available to passengers; and
- Vehicle specification (including branding, emissions standards and technologies).

1.3.3.3. The guiding mind could ensure that there are bus-to-rail connections and bus-to-bus connections, with an integrated timetable and with tickets that are easy-to-use and valid right across the transport network. This outcome is sometimes referred to as 'One network, one timetable, one ticket'.

1.3.3.4. Franchising legislation would not generally define the precise operational approach to franchising, recognising that different approaches to franchising may be appropriate to different parts of Wales. For example, route-by-route franchising or franchising of small batches of routes is likely to be a more suitable approach to ensure that SME operators can participate in the franchising procurement market.

1.3.3.5. The required timescale for development and implementation of franchising schemes will be specified in the Bill. It is recognised that some flexibility will be valuable to enable 'bridging' contractual arrangements to span the period between the termination of Coronavirus emergency bus support funding and the start of franchising, and that contractual continuity to minimise commercial risk would be beneficial.

2. Costs and Benefits

2.1. Methodology

2.1.1. Modelling Costs and Benefits

2.1.1.1. The economic assessment model utilised for this RIA uses demographic data, bus passenger statistics, and financial statistics for the three network examples (and for the whole of Wales), available from Government sources. Costs and benefits have been assessed for the three types of Welsh network (major urban, town urban and rural), which have then been extrapolated on a pro-rata basis to an all-Wales level according to the annual bus mileage figures

2.1.1.2. A key guiding principle for demand modelling and economic assessment is proportionality, which refers to striking a balance between the level of detail and the cost of the modelling, considering factors such as the required functionality, data availability, and robustness and resource and time constraints. It was not considered proportional to assess every network in Wales in detail. For the economic and patronage assessment, three example network plans (Cardiff, Pembrokeshire and Wrexham) provide case studies upon which to assess impacts. The results from this analysis give an indication of the economic impacts in other Welsh local authorities, and extrapolation to an all-Wales level on a pro-rata basis using bus vehicle-km. The example networks represent the following types of locations in Wales:

- a large urban bus network (Cardiff);
- a rural / inter-urban network (Pembrokeshire); and
- a smaller urban / town network (Wrexham).

2.1.1.3. Costs have been estimated for initial set-up activities by the Welsh Government, Transport for Wales, local authorities (LAs) and operators. The Welsh Government favours the transfer of responsibilities for some bus functions and related transport matters from local authorities to Corporate Joint Committees (CJCs). However no assessment of which functions would be transferred has been made for this RIA. As such, references to local authorities should be treated as LAs and/or CJCs depending on which body would have responsibility for the relevant function under the future operating model for bus in Wales. It is also possible that some of the functions referred to as LA functions will be centrally undertaken by Welsh Government or by Transport for Wales acting on their behalf. However it is considered that the cost allocations and calculations in this document are robust as a cautious (i.e. high) assessment since they factor in no savings from LA functions being centralised to

concentrate expertise and achieve economies of scale. Annual recurrent costs have been estimated for local authorities, operators and bus users, as have revenue and economic benefits.

2.1.1.4. Estimates of set-up and recurrent costs have been developed using the professional judgement and experience of Welsh Government officials, Transport for Wales and transport consultants commissioned to support the preparation of this RIA and are necessarily indicative at this stage. Where relevant, estimates have been cross-checked by equating the costs to an approximate equivalent Full Time Equivalent (FTE) staff resource, and references have been made from published documentation where appropriate. Additionally, cost estimates were previously discussed with stakeholders across the bus industry in Wales as part of the development of the Explanatory Memorandum for the Public Transport (Wales) Bill in 2019 and have been updated to reflect the currently proposed legislation where relevant. It is noted that the costs identified represent add-on costs over and above present costs. The basis and build-up of costs is described further in Appendix 1.

2.1.1.5. The primary mechanism through which bus improvements are translated into higher demand and benefits for users is through adjustments to the actual or perceived cost of travel. An industry-standard approach has been taken to estimating benefits, drawing on the UK Government's WebTAG transport guidance, which is referred to within WelTAG, and provides detailed guidance on technical aspects of transport economic appraisal²⁸. The RIA economic assessment model considers estimates of the impact of the interventions for each option on bus patronage, based on calculating the Generalised Journey Time benefits of each relevant change. Appendix 2 provides a description of the methodology for economic assessment and build-up of benefits.

2.1.1.6. Appendix 2 also describes steps that have been taken to ensure that general principles set out in the Green Book have been applied in a way that is fully aligned with the values and strategic transport objectives of the Welsh Government. Adjustments to the modelling are applied consistently across all scenarios. A full set of adjusted

²⁸ Welsh Transport Appraisal Guidance (WelTAG) is a framework for considering proposed changes to the transport system in Wales. It contains best practice for the development, appraisal and evaluation of proposed transport interventions. WelTAG cross refers to the Department for Transport's WebTAG for UK Government transport analysis guidance where appropriate. WebTAG contains detailed technical advice on transport modelling which has been utilised for this RIA, alongside guidance on economic modelling is set out in the Green Book, issued by HM Treasury. Use of these guidance set out in these documents has been supplemented by consultation with Welsh Government economists, to ensure this RIA is fully aligned with the values and strategic transport objectives of the Welsh Government.

and unadjusted values (with standard Green Book rates) is included for all scenarios in Appendix 3 for comparison.

2.1.1.7. The costs and benefits estimates presented in this RIA should not be considered as suitable for comparison with the Explanatory Memorandum prepared for the previous draft bus legislation, which also considered franchising and partnerships. More detailed analysis of potential changes to bus networks has been undertaken to inform this version of the RIA and various cost and benefits assumptions have been amended to reflect latest plans for bus reform in Wales. In addition, a 30-year appraisal period is used for this version, which is longer than the 15-year appraisal period used previously.

2.1.2. Assessment Scenarios

2.1.2.1. The Welsh Government has historically provided funding to local authorities to invest in bus infrastructure (for example, bus stops, bus interchanges, bus lanes). The introduction of legislation for improving the regulatory environment for buses in Wales does not necessarily require local authorities to commit to new bus infrastructure. In practice, and given Welsh Government's aspirations around net-zero, it is likely that implementation of the legislative measures would include a range of supporting investment in transport infrastructure and policy measures.

2.1.2.2. Costs and benefits for statutory partnerships and franchising have thus each been assessed under two scenarios, namely:

- Partnerships;
- Partnerships Plus+;
- Franchising; and
- Franchising Plus+.

2.1.2.3. The first scenario in each of these pairs represents a notional scenario in which non-legislative measures, such as bus stop improvements, bus stations, bus priority measures, are not included as they are not directly required or affected by the legislation. These scenarios are referred to simply as 'Partnerships' and 'Franchising'.

2.1.2.4. The legislative proposals can be considered as enabling measures, which provide an enhanced ability to lock in benefits of wider, and potentially substantial, investments in measures such as on-street or bus station infrastructure and bus priority measures. The second set of scenarios consider the inclusion of these measures, which are likely to produce significant benefits and patronage increases at a scale higher than the legislative proposals themselves. These scenarios are referred to as 'Statutory Partnerships Plus+' and 'Franchising Plus+'.

2.1.2.5. Should a local authority decide to bring forward proposals for

improving bus infrastructure to complement changes to the network as a result of the legislative proposals, the decision to proceed would be informed by detailed assessments of the implications of the proposal, which would include a full financial assessment and cost benefit analysis.

2.1.3. Timeframes

- 2.1.3.1. It is assumed the earliest the Bill would receive Royal Assent would be in January 2024, subject to the will of the Assembly. Following Royal Assent, the current working assumption is that the subordinate legislation to implement the Bill would not come into force before April 2024. The economic assessment modelling covers a 30-year appraisal period from 2024/25 to 2054/55 to ensure the evaluation of costs and benefits is made over the medium term.
- 2.1.3.2. In line with HM Treasury Green Book guidance, the majority of future costs and benefits have been discounted using the Treasury's central discount rate of 3.5%²⁹. The Green Book provides scope for appraisals to use lower discount rates in appropriate cases to ensure that very long-term costs and benefits are given proper consideration. In order to reflect Welsh Government's long-term view and consideration of the impact of policy decisions on future generations rather than a focus on short term impacts, a lower discount rate of 1.5% has been applied in the appraisal to benefits associated with health, well-being, and the environment, as described in Appendix 2.
- 2.1.3.3. Making a prediction of exactly what may happen to bus patronage in the next 30+ years is complicated as there are many factors to consider. Some of the factors that influence travel behaviours and patterns include growth rates in the economy and employment, commuting patterns, changes in shopping and leisure habits, growth in home deliveries, rates of car ownership, car parking provision and cost, demographic changes, journey time reliability and fuel prices. The assessments in this RIA are necessarily outline in nature, and local authorities will need to carry out bespoke investigations for their local area prior to carrying out changes to the way buses are operated.

2.2. Option 1: Business as Usual

2.2.1. Costs of Option 1: Business as Usual

- 2.2.1.1. Under this option Welsh Government would be required to continue to provide high levels of support just to sustain bus

²⁹ HM Treasury. 2020. [The Green Book: central government guidance on appraisal and evaluation](#)

services, as it has with emergency support throughout the period of COVID when there has been lockdown or guidance to the public to avoid public transport where possible. This support would probably be required for an extended period since there are indications that high levels of working from home may continue, some bus users may have permanently switched to other modes, and thus it is not evident when demand may return to pre-COVID levels (or, more precisely, the pre-Covid trajectory of gradual decline).

2.2.1.2. Given the decline in bus patronage in recent years, it is fair to conclude that without action passenger numbers will continue to decline, which would have cost implications. Prior to the impacts of the COVID-19 pandemic, the UK Department for Transport estimated that Welsh bus patronage will fall by around 13% between 2018/19 and 2054/55 (around 0.4% per annum)³⁰.

2.2.1.3. Currently, 77% of the c.99 million kilometres of bus trips in Wales each year are on services that operators provide commercially³¹. The decline in bus patronage is likely to lead to a reduction in the commercial viability of many services. The potential cost implication of this decline is that more public sector funding would potentially be needed to support the network and maintain socially necessary services. It is difficult to predict how many bus services operators are likely to decide to stop providing, and of those services, how many local authorities would decide to subsidise, if any.

2.2.1.4. Given the prevailing financial situation and pressures, it is unlikely that more public funding to merely support services at the status quo would be available. This would mean that the provision of bus services would continue to reduce. This could lead to increased reliance on the private car and subsequent negative impacts on congestion and the environment.

2.2.2. Benefits of Option 1: Business as Usual

2.2.2.1. Maintaining the status quo is likely to result in the continued decline in patronage placing greater pressure on local authorities and bus operators to review networks with a risk of service withdrawals. This option is the baseline for assessment of the legislative options and hence the costs and benefits of those options are calculated in terms of the change from the business-as-usual

³⁰ Department for Transport. 2016. [NTEM data release notes and frequently asked questions](#). NTEM National Trip End Model (NTEM) bus use projections are presented in a software package called TEMPro. The data in NTEM is not based on observations or fare data but is derived from Census data and forecast patterns of population and employment.

³¹ StatsWales. 2021. [Vehicle kilometres and passenger journeys on buses and coaches by year](#)

costs.

2.2.2.2. There would be a possible dis-benefit in that the decline in availability of services could also lead to an increase in social isolation and limited access to employment opportunities, where people are left with few alternatives for getting around and therefore cease to take trips they previously would have done.

2.2.3. Summary of Costs and Benefits of Option 1: Business as Usual

2.2.3.1. The short-term emergency funding for bus services is not considered an appropriate or financially sustainable situation for Welsh Government in the long-term. Neither is reducing subsidy to pre-COVID levels (and thus impacting level of service) consistent with wider policy and requirement to grow demand for bus services to address the climate emergency. Welsh Government intervention is required to achieve the necessary radically different outcomes for bus.

2.2.3.2. This option is used in order to calculate a baseline for assessment of the legislative options, but that should not be taken to imply that it is considered a realistic option as the basis of future policy.

2.3. Option 2: Statutory Partnerships

2.3.1. Costs of Option 2: Statutory Partnerships

2.3.1.1. Welsh Government could mandate that all bus services within a local authority area must come under a Statutory Partnership, agreed between the local authority and local bus operators. The decision to proceed with proposals for a partnership would be informed by detailed assessments of the implications, which would include a full financial assessment and cost benefit analysis.

2.3.1.2. Considerations by local authorities and CJsCs on implementing a partnership would be assisted by availability of detailed regulations and guidance on the types of measures available and any legal considerations (for example, competition issues). It is assumed that the Welsh Government would produce regulations and guidance on partnerships, and it is estimated that the cost would be approximately £100k.

2.3.1.3. It is assumed that Welsh Government would make capital funding available for upgrades to depots to support charging/re-fuelling of low-emission vehicles in line with Net-Zero Wales aspirations as part of partnership agreements. The capital costs per local authority are estimated to be £0.5m for a rural network, £1m for a town urban network, and £1.5m for a major urban network.

2.3.1.4. Local authorities would incur costs in developing a partnership

through gathering information, analysing the bus market, holding and attending meetings with bus operators, seeking legal guidance and following the procedural steps for developing and making a partnership. This could include the use of consultants. The costs per local authority are estimated to be £60k for a rural network, £90k for a town urban network, and £120k for a major urban network³². Partnerships would need to be revised at various stages, for example when a new operator enters a local market or when new development requires changes to bus services. An assumption has been made that significant revision to partnerships would be required every five years, with costs to LAs at 50% of the original set up costs.

2.3.1.5. Patronage uplifts are estimated for partnerships, which would result in higher payments to operators for concessionary reimbursement. This would be an additional annual revenue cost to the Welsh Government.

2.3.1.6. Bus operators would also incur costs in setting up a partnership - attending meetings with local authorities, seeking specialist legal advice and reaching an agreement with local authorities for a partnership. The additional costs per bus operator is estimated to be £50k for a rural network, £75k for a town urban network, and £100k for a major urban network. For modelling purposes it is assumed that there are two operators in each partnership on average, and hence operator set up costs per local authority area will range from £100k to £200k. Whilst there is likely to be more than two operators operating within each LA, even in rural parts of Wales, partnership agreements would probably be cross-border, and negotiations would be made with multiple LAs at the same time. Operators which solely operate S63 contracted services would not need to be involved in additional negotiations, which are expected to be comparable with existing arrangements without requiring any additional resources. Bus companies already have discussions with local authorities on issues such as timetables and scheduling and other aspects (e.g. information) of their bus operations. A partnership will formalise discussions on these aspects with local authorities, with a need for more formalised meetings and consultations, and consideration of measures and intended outcomes. For example, operators may agree as part of a partnership deal with local authorities that looks to improve customer service standards to send all drivers and passenger-facing staff on customer care training. All of these costs are new costs for operators. It has been assumed that an additional level of resource (at 50% of the initial transition cost) would be required every five years to negotiate new partnerships, or

³² A summary of cost assumptions is provided in Appendix 1.

significant revisions to existing partnerships.

- 2.3.1.7. An allowance of £250k recurring costs has been made to account for strategic programme management, monitoring of partnerships and back-office ticketing and financial monitoring support for multi-operator ticketing. This is equivalent of one FTE per region (four in total).
- 2.3.1.8. The management of a partnership will require ongoing resource requirements for local authorities to administer and monitor the plan, including stakeholder meetings and handling issues such as complaint resolutions. Depending on the scale of the partnership, this could be up to the equivalent of up to ½ FTE per year, with costs of £15k per year for a rural network, £20k per year for a town urban network, and £25k per year for a major urban network. A similar annual cost is assumed for bus operators.
- 2.3.1.9. For modelling purposes, it is assumed that costs for low emission buses are phased in, resulting in 100% of the service bus fleet to be zero emission by 2040. Additional lease costs for low emission vehicles are included within operator recurring costs. These additional costs are offset somewhat by cheaper running costs of electric buses compared to diesel.
- 2.3.1.10. Partnerships could include agreements on pay and conditions in line with Welsh Government's intent for a policy of fair pay for bus workers. It is also assumed that driver's hourly salary would increase to £11.94 under a statutory partnership model, representing a 5% increase on baseline of £11.3733. As pay conditions would need to be negotiated as part of the partnership, it may not be possible to agree this policy with all operators.
- 2.3.1.11. All of the above estimated costs are summarised at a Wales level in Table 1. A further breakdown of costs and benefits is provided in Appendix 3.

³³ Office for National Statistics. 2021. [Earnings and hours worked - ASHE Table 3: Transport and mobile machine drivers and operatives](#)

Table 1: Estimated Costs for Statutory Partnerships

Item	WG/TfW	LA/CJCs	Operators	Users	Total
Capital Costs	£23.5 M	-	-	-	£23.5 M
Transitional Costs	£0.2 M	£8.0 M	£13.3 M	-	£21.4 M
Recurring Costs	£110.0 M	£13.8 M	£13.8 M	-	£137.7 M
Total Costs	£133.7 M	£21.8 M	£27.1 M	-	£182.6 M

Notes:

1. The values shown are approximate and are intended to provide only indicative forecasts of costs and benefits
2. Costs and benefits represent totals over the 30-year appraisal period, discounted to 2020 prices
3. Costs and benefits are shown at a Wales level, based on extrapolation from Major Urban (Cardiff), Town (Wrexham) and Rural (Pembrokeshire) case study local authorities on a pro-rata basis.

2.3.2. Benefits of Option 2: Statutory Partnerships

2.3.2.1. The benefits of an effective partnership could include a more efficient bus network, improved operating viability for bus operators and improved services for passengers along with potential for increased patronage. For example, if partnerships were established that resulted in coordinated timetables, common ticketing arrangements (noting limitations on the ability for partnerships to set common single fares and operators' own multi-journey tickets), and better information, then buses in that area would become more attractive as a means of transport. This in turn is likely to increase bus patronage resulting in financial benefits for the bus operators in the partnership.

2.3.2.2. Modelling of benefits for Partnerships, for a best-case scenario where all measures such as coordinated timetables, common ticketing arrangements, and better information are put in place at the same time (see Appendix 2), shows an estimated patronage increase of 9% in major urban; 6% in town; and 9% in rural networks in 2040, based on examination of case study networks in Cardiff, Wrexham and Pembrokeshire. This estimate is for the benefits arising from the legislation alone and does not account for additional investment.

2.3.2.3. It is estimated that there would be a significant economic benefit to users. The actual benefits for bus users would depend on what requirements are included in a partnership. It could include fare simplification, improved journey times, easier to understand bus routes and timetables and services at more convenient times. There could also be health and environmental benefits arising from modal shift. Whilst these generally are not 'pure cash' benefits (such as increased fare box revenue) they will have a positive impact on local and national policies. These include reduced congestion, improved access to employment and services, improved air quality, increased

levels of resident satisfaction and increased footfall at key economic centres.

2.3.2.4. A summary of the estimated financial and economic benefits of partnerships is set out in Table 2, with a further breakdown provided in Appendix 3.

Table 2: Estimated Benefits for Statutory Partnerships

Item	WG/TfW	LA/CJCs	Operators	Users	Total
Financial Benefits	-	-	£22.3 M	-	£22.3 M
Economic Benefits	-	-	-	£1,880.1 M	£1,880.1 M
Total Benefits	-	-	£22.3 M	£1,880.1 M	£1,902.4 M

Notes:

1. The values shown are approximate and are intended to provide only indicative forecasts of costs and benefits
2. Costs and benefits represent totals over the 30-year appraisal period, discounted to 2020 prices
3. Costs and benefits are shown at a Wales level, based on extrapolation from Major Urban (Cardiff), Town (Wrexham) and Rural (Pembrokeshire) case study local authorities on a pro-rata basis.

2.3.3. Summary of Costs and Benefits of Option 2: Statutory Partnerships

2.3.3.1. Modelling of the costs and benefits impact of partnerships indicates that overall economic benefits would outweigh costs, as shown in Table 3. This is driven principally by the user benefits. Partnerships in major urban areas, town urban, and rural areas will necessarily have different characteristics, and local authorities will need to carefully consider their aims in terms of patronage, social inclusion and catchments – as well as wider policy and economic objectives – when developing partnerships.

Table 3: Summary of Costs and Benefits of Statutory Partnerships

Item	WG/TfW	LA/CJCs	Operators	Users	Total
Total Costs	£133.7 M	£21.8 M	£27.1 M	-	£182.6 M
Total Benefits	-	-	£22.3 M	£1,880.1 M	£1,902.4 M
Net Present Value	-£133.7 M	-£21.8 M	-£4.9 M	£1,880.1 M	£1,719.7 M
BCR	-	-	-	-	10.4

Notes:

1. The values shown are approximate and are intended to provide only indicative forecasts of costs and benefits
2. Costs and benefits represent totals over the 30-year appraisal period, discounted to 2020 prices
3. Costs and benefits are shown at a Wales level, based on extrapolation from Major Urban (Cardiff), Town (Wrexham) and Rural (Pembrokeshire) case study local authorities on a pro-rata basis.

2.3.4. Costs and Benefits of Statutory Partnership Plus+ Scenario

2.3.4.1. Estimates of costs and benefits relating to partnerships have so far been based on those arising from the legislation alone, and do not account for additional investment. In practice, and given Welsh Government's aspirations around net-zero, it is likely that

implementation of partnerships would include a range of supporting investment in transport infrastructure and policy measures. The legislative proposals can be considered as enabling measures, which provide an enhanced ability to lock in benefits of wider, and potentially substantial, investments in measures such as on-street or bus station infrastructure and bus priority measures.

2.3.4.2. As set out in Appendix 2, a high growth bus patronage scenario is considered, consistent with meeting the mode share target of 45% of journeys to be made by public transport, walking and cycling by 2040 as set out in Llwybr Newydd. Achievement of this outcome will rely on rapid and complete reform of bus governance in Wales, to enable efficient investment in buses, and design of bus networks and supporting infrastructure to work as complete networks to give the best possible service coverage, working in conjunction with heavy rail and tram services.

2.3.4.3. In addition to the cost assumptions previously set out for partnerships, the Statutory Partnerships Plus+ scenario considers a capital spend of £3bn (2020 prices) for bus infrastructure improvements to 2040, (equivalent to around £165m per annum), associated infrastructure maintenance costs, and an additional £50m (2020 prices) revenue funding per annum for improved frequency of services, and expansion of the geographical reach of the bus network.

2.3.4.4. These capital costs are based on analysis of potential improvements to bus infrastructure in the case study networks, including bus priority measures, bus stops, transfer hubs, station improvements, improved integration with rail and Metro networks and measures to improve information, branding and marketing. Whilst a detailed assessment of the exact spend has not been made, it is likely that a more significant proportion of the spend would be made in Major Urban and Town network areas where congestion and bus stop density are highest. Revenue funding would be focussed on bus service improvements in Rural and Town areas of Wales. Additional revenue could support increased frequency and expansion of scheduled bus services and Fflecsi Demand Responsive Transport (DRT) services – consistent with the ambition of serving *‘every village, every hour’*.

2.3.4.5. It should be noted that this is a speculative representation of future bus patronage growth, consistent with Welsh Government transport policy and addressing the climate emergency. It is not intended to represent a forecast and is not directly linked to specific individual infrastructure measures in the economic assessment. Instead, it is an illustrative example of how significant investment in bus could translate into higher mode share. To achieve these levels of public transport use there will also need to be determined

investment in active travel and accompanying policies to deter car use to support car-light lifestyles.

2.3.4.6. Should a local authority decide to bring forward proposals for improving bus infrastructure to complement changes to the network as a result of the legislative proposals, the decision to proceed would be informed by detailed assessments of the implications of the proposal, which would include a full financial assessment and cost benefit analysis.

2.3.4.7. Table 4 presents a summary of costs and benefits in the Statutory Partnerships Plus+ scenario. The summary identifies that, under a high bus patronage growth scenario consistent with mode share targets in Llwybr Newydd be realised, the benefits would outweigh costs of significant investment in infrastructure and increased services under a partnership approach, with a BCR of 1.4.

2.3.4.8. Should a local authority decide to bring forward proposals for improving bus infrastructure to complement changes to the network as a result of the legislative proposals, the decision to proceed would be informed by detailed assessments of the implications of the proposal, which would include a full financial assessment and cost benefit analysis.

Table 4: Summary of Costs and Benefits of Statutory Partnerships Plus+

Item	WG/TfW	LA/CJCs	Operators	Users	Total
Capital Costs	£3,422.8 M	-	-	-	£3,422.8 M
Transitional Costs	£0.2 M	£8.0 M	£13.3 M	-	£21.4 M
Recurring Costs	-£1,633.9 M	£2,352.6 M	£13.8 M	-	£732.5 M
Total Costs	£1,789.1 M	£2,360.6 M	£27.1 M	-	£4,176.8 M
Financial Benefits	-	-	£18.4 M	-	£18.4 M
Economic Benefits	-	-	-	£5,963.2 M	£5,963.2 M
Total Benefits	-	-	£18.4 M	£5,963.2 M	£5,981.5 M
Net Present Value	-£1,789.1 M	-£2,360.6 M	-£8.8 M	£5,963.2 M	£1,804.7 M
BCR	-	-	-	-	1.4

Notes:

1. The values shown are approximate are intended to provide only indicative forecasts of costs and benefits
2. Costs and benefits represent totals over the 30-year appraisal period, discounted to 2020 prices
3. Costs and benefits are shown at a Wales level, based on extrapolation from Major Urban (Cardiff), Town (Wrexham) and Rural (Pembrokeshire) case study local authorities on a pro-rata basis.

2.4. Option 3: Franchising

2.4.1. Costs of Option 3: Franchising

2.4.1.1. A franchise enables a franchising authority to issue a contract or number of contracts to run all bus services in a particular area. Franchising powers could be used to implement a very wide range of models from a specific corridor to a whole local network which could cover most of a local authority area, or even more than one local authority area. It is assumed that franchising would be carried out on a 'gross cost' contract basis, with the local authority retaining the revenue and therefore being able to choose how to deploy fare box revenue most effectively, but also thereby carrying the financial risk from future revenue fluctuation (as opposed to 'net-cost' contracts where the operator/s retain the revenue and financial risks).

2.4.1.2. Bus franchising has not been implemented in the UK outside of London, making it difficult to estimate the costs of franchising based on directly comparable evidence. A wide range of cost estimates resulted from engagement and consultation with bus operators. There is potential for economies of scale with implementing franchising, both on the cost side, but also in developing schemes which capture benefits across local authority boundaries. For example, local authorities may decide to combine resources to franchise across a larger area, which could result in savings in terms of staff resources and consultancy/legal support. Having considered the evidence, we consider our cost assumptions to represent a cautious conservative estimate. There would be a cost to the Welsh Government in developing and issuing regulations and guidance for local authorities and CJs on franchising. Guidance will be needed on the basis on which franchising is put into action, covering the various options around structuring contracted services within franchised networks and indicating which are preferable. Guidance will also likely be issued in relation to procurement of contracts and contractual content to ensure provision of social value and to create appropriate incentivisation. A set-up cost of £1m is included.

2.4.1.3. The Welsh Government may also consider that the most efficient approach, should local authorities decide to undertake a franchise, may be to provide support to tackle issues, such as franchise configuration, procurement, and guidance on contract management, implementation, transition, governance and compliance, at a strategic level. An allowance of £5m-£8m has been made for Welsh Government support to address these potential additional set-up issues.

2.4.1.4. It is assumed that Welsh Government would make capital funding available for upgrades to depots to support charging/re-

fuelling of low-emission vehicles in line with Net-Zero Wales aspirations as part of franchising arrangements. The capital costs per local authority are estimated to be £0.5m for a rural network, £1m for a town urban network, and £1.5m for a major urban network.

2.4.1.5. The costs to local authorities of setting up an individual franchise across their areas could also be considerable, but would depend on the content, scale and scope of the franchise. When introducing franchising for the first time, local authorities would incur costs on a range of processes to prepare for implementation.

2.4.1.6. The costs to local authorities in setting up a bus franchise would vary significantly across Wales. For example, the net costs are likely to be lower in some of the rural local authorities, where a significant proportion of bus services are already tendered and contracted through Section 63 (Transport Act 1985) contracts. The costs are expected to range from £500k -£1m in rural network areas, £1m - £2m in town urban network areas and between £2m - £5m for complex commercial networks in major urban areas, where there may be very few subsidised services. It may also be the case that, after some initial franchises in Wales have been successfully delivered, the learning experience will enable future franchising costs for other local authorities to be proportionately less.

2.4.1.7. The costs to operators for competing/tendering for franchising is estimated to be between £250k, £500k and £1m (for rural, town urban and urban networks respectively) assuming four tenders are received³⁴. It will be important that local authorities provide high quality information and data on existing bus performance (for example, bus speeds and patronage) to bidders such that the prospective operators do not need to spend resources on investigating current bus network characteristics and developing their own database.

2.4.1.8. Once franchise contracts are introduced, they would be retendered at specific times – and it would be expected that contracts would run for a period of up to ten years to achieve a degree of network stability and optimum contract price and cost recovery from investment in new vehicles (although initial contracts in Wales may be for less time with options for extension). For this RIA it is assumed that franchises would be retendered every ten years. It is assumed that operator costs for bidding for the second franchise will be half the cost of the first round as there will be more data provided to operators on operational details (such as

³⁴ A summary of cost assumptions is provided in Appendix 1.

operational characteristics, costs and patronage of the bus network).

- 2.4.1.9. An allowance of £500k recurring costs has been made to account for strategic programme management, monitoring of franchising and back-office ticketing and financial monitoring support for multi-operator ticketing. This is equivalent of two FTE per region (eight in total).
- 2.4.1.10. Local authorities would incur ongoing costs for franchising. They would need to monitor performance of the operators over the duration of the contracts and deal with complaints etc. Many local authorities already perform these functions for their subsidised services. There are likely to be additional requirements, particularly in the form of contract moves from a net cost to gross cost contract. The requirements will vary depending on the scope of the franchise and the proportion of Section 63 contracts already being managed by the local authority. It is estimated that the administrative costs per local authority could be between £50K to £225k per year for additional resources required to monitor performance, manage contracts and reconcile accounts. For future franchises, with a franchised bus network and associated contractual and organisational aspects already in place, and the potential to stagger the timing of franchise tenders, it is assumed that re-franchising will be undertaken by local authorities within the scope of these recurring costs.
- 2.4.1.11. Costs associated with acquisition of a fleet by a successful tenderer (either by buying or leasing) have not been included as it is assumed that such costs are included in the normal amortisation of 'capital' costs of vehicles into the annualised operational costs for a bus fleet. For modelling purposes, it is assumed that costs for low emission buses are phased in, resulting in 100% of the service bus fleet to be zero emission by 2035 in line with Net-Zero Wales targets. Additional lease costs would be offset somewhat by cheaper running costs of electric buses compared to diesel.
- 2.4.1.12. Contractual terms on pay and conditions could form part of franchising contracts. It is assumed that Welsh Government would intend to have a policy of fair pay for bus workers to prevent franchising driving down pay and conditions. It is assumed that driver's hourly salary would increase to £12.22 under a franchising model, representing a 7.5% increase on baseline of £11.37³⁵.
- 2.4.1.13. Costs of depots for bus operators have not been included in the franchise costs assessment as an add-on item, on the basis that operators bidding will need to include their depot cost overheads in

³⁵ Office for National Statistics. 2021. [Earnings and hours worked - ASHE Table 3: Transport and mobile machine drivers and operatives](#)

the operational costs (as would be the case now for existing operators). It is acknowledged that depot costs could influence overall bus operator costs, and that new entrants seeking to win a franchise tender may need to purchase a depot, and the arrangements for depot ownership (or leasing) will need to be addressed within the local authority's planning for franchising.

2.4.1.14. There will be higher administrative costs for the operator franchisee reporting data to the local authority, but these higher costs are assumed to be offset against efficiencies the franchisee would gain by being the sole provider of services in the franchise area for the duration of the contract.

2.4.1.15. When an operator is unsuccessful in bidding for a franchise, they would no longer be able to run services in that section of the market, which would impact on their revenue or potentially lead to an operator ceasing to trade. They would also lose the opportunity to recover the costs of bidding. In the same way as losing a Section 63 subsidised bus tender, they could still run buses in other areas without franchises and bid for other franchising and subsidised Section 63 contracts.

2.4.1.16. For the purposes of modelling for the RIA, it is assumed that the bus kilometres in a franchised network is the same as the present network – but with rationalisation to address issues such as over-bussing, where two operators compete on the same route; and excess capacity, when an incumbent operator is concerned about the risk of competition on profitable routes and timetables too many buses on that route to discourage competition. In addition, a franchised network would be expected to put in place coordination between services to improve the arrangements for passengers to transfer between services, and to ensure consistent and spaced-out headways between services – which provides more reliability for passengers and removes bus-on-bus congestion at stops.

2.4.1.17. In respect of over-bussing and excess capacity, the Competition Commission's 2011 research into the competitiveness of the bus industry in Great Britain³⁶ made a number of relevant points, notably:

³⁶ Competition Commission. 2011. [Local bus services market investigation: A report on the supply of local bus services in the UK](#)

“We found that 46% of routes, accounting for 63% of services in the reference area, do not face effective head-to-head competition. Only 3% of routes, accounting for 1% of weekly services, are likely to face effective head-to-head competition. For the remaining routes, a lack of flow-level information prevented us drawing firm conclusions on the extent to which they faced head-to-head competition. Nevertheless, the extent of overlap faced by these routes suggested that, at least in a substantial number of cases, a large proportion of passengers on these routes were unlikely to have a choice of operator” (page 10); and

“The process of head-to-head competition, driven by an incentive to increase frequency, could in some circumstances lead to the creation of excess capacity (i.e. more buses being run on the route than can attract sufficient revenue to cover costs). This may reduce the profitability of operators and result in their becoming loss-making. An operator will have an incentive to add services, and it will do so as long as the effect is to add more revenue than the increase in costs. Excess capacity can arise as the competing operators would each add extra services because individually these extra services can be timed so as to take revenue from the rival operator’s services (by running shortly ahead of them) and scheduled to maintain or improve the individual operator’s network advantages” (page 8-8).

2.4.1.18. In terms of revenue costs for the Welsh Government, increased concessionary fare reimbursements to operators associated with patronage uplifts have been included in the modelling. In practice, under a franchising model these concessionary fare reimbursement payments could be stopped, with payments to operators streamlined under a contract agreed with the franchising authority. However, as franchising arrangements are yet to be fully defined, for the purposes of this RIA these increases are included to allow direct comparison between the franchising and quality partnerships options. Costs of operating services may still increase if patronage uplift due to concessions require additional bus capacity, but the impact above the effects of the ridership increase driven by network improvements due to franchising is expected to be minimal.

2.4.1.19. Under the Franchising option, it will be feasible to directly award bus operating contracts to either local authority-owned bus organisations, or private operators, if it is deemed through business case evaluation that this arrangement will be beneficial in terms of outcomes, such as better co-ordination and efficiencies with school transport, or efficient transition from the pre-franchising situation. It has been assumed that local authority-owned bus operators will operate as contracted independent entities in a manner similar to private sector operators.

2.4.1.20. The costs of setting up a local authority-owned operator direct

award are considered to be of a similar scale to the overall cost for a number of operators to prepare tenders for a franchise; for example this equates to a £1M cost for the local authority-owned operator, and a local authority cost of £2M - £5M for preparation and organising the direct award process, which could include initial refurbishment / fit out of an existing Council-owned depot. As for franchising, costs associated with acquisition of a fleet by the local authority-owned operator (either by buying or leasing) are included in the normal amortisation of costs of vehicles into the annualised operational costs; that is, it is assumed that the 'local-authority-owned operator' fleet would have the same average age as the current fleet operating in the area. Ongoing depot costs are also included as an annualised cost.

2.4.1.21. Ongoing costs for both the direct-award operator and local authority are assumed to be similar to a tendered franchise operation, with local authority staff monitoring performance of the operator over the duration of the contract and dealing with issues that arise. As for franchising, it is assumed that the direct award contract would be renewed every five to ten years, and that costs associated with this activity would be similar to re-tendering for a franchise (and indeed a local authority may choose to switch from a direct award to a tendered process, or vice-versa depending on best value and policy outcomes).

2.4.1.22. Table 5 summarises the estimated costs for franchising. A further breakdown is provided within Appendix 3.

Table 5: Estimated Costs for Franchising

Item	WG/TfW	LA/CJCs	Operators	Users	Total
Capital Costs	£23.1 M	-	-	-	£23.1 M
Transitional Costs	£12.4 M	£51.9 M	£27.0 M	-	£91.3 M
Recurring Costs	-£16.3 M	£73.7 M	-	-	£57.4 M
Total Costs	£19.2 M	£125.7 M	£27.0 M	-	£171.8 M

Notes:

1. The values shown are approximate and are intended to provide only indicative forecasts of costs and benefits
2. Costs and benefits represent totals over the 30-year appraisal period, discounted to 2020 prices
3. Costs and benefits are shown at a Wales level, based on extrapolation from Major Urban (Cardiff), Town (Wrexham) and Rural (Pembrokeshire) case study local authorities on a pro-rata basis.

2.4.2. Benefits of Option 3: Franchising

2.4.2.1. The main beneficiaries of franchising would be the users, as franchising would result in a better planned and stable overall bus network with services running in a joined-up way with full integration of all bus services and other modes of transport, such as rail. It would also be expected that franchising would involve setting and

applying more consistent levels of vehicle quality. Additionally, as part of a franchise (even if there are a number of bus operators in the franchise) ticketing arrangements would be based on a single system irrespective of operator. Also, with appropriate patronage-based bonuses in the contract, the local authority and franchise operator would also be incentivised to work together towards increasing patronage.

2.4.2.2. The key outcome of franchising would be ability to create a joined up and unified bus network in each area of Wales. Figure 1 provides an example of a unified network in an urban area, where instead of a number of commercial radial bus routes, often with uneven headways, the network is rationalised to five cross-city services with consistent headways plus an orbital route connecting with the cross-city services. This rationalised network would offer passengers a wider range of destinations, with services passing through on-street interchange locations where passengers could transfer between services (with integrated ticketing also supporting this arrangement).

2.4.2.3. The impacts of a unified network have been considered using the approach outlined in Appendix 2. Benefits to users are expected to be accrued due to:

- improved and more reasonable journey times for journeys involving transfer due to better integration and coordination with other bus routes and public transport modes;
- the ability of passengers to travel on one or more services in the local franchised network using a single integrated ticketing system without needing to plan their journeys or buy a specific multi-operator ticket in advance; and
- better and easier-to-understand information to passengers as a result of having a simplified and planned network of services.

Figure 1: Rationalising bus services to create a unified network



2.4.2.4. On the basis of improvements to aspects of the bus service noted above, estimated patronage uplifts of 22% in major urban; 12% in town; and 17% in rural networks in 2040 would occur, based on examination of case study networks in Cardiff, Wrexham and Pembrokeshire. This estimate is for the benefits arising from the legislation alone and does not account for additional investment.

2.4.2.5. Other wider benefits would also accrue if more people travelled by bus:

- health and wellbeing benefits from additional passengers walking to catch a bus;
- net carbon emissions should be lower due to some travellers switching from car travel; and
- improved air quality on main road corridors should also accrue if some car travellers switched to bus travel.

2.4.2.6. Drawing on international experience, depending on the structure of the franchise contracts, incentivised contracts (for example, bonus arrangements in gross cost contracts) can give a sound basis for operators and local authorities to work together to increase patronage. It is envisaged that contractual arrangements would allow for annual reviews of performance and amendment of routes and frequencies within defined parameters, which would provide franchise operators with opportunities to develop network improvements to attract more passengers.

2.4.2.7. Currently, many local authority areas have a mix of commercial and socially necessary subsidised routes. In some cases, operators run services without a direct subsidy on their commercial routes, and in other cases operators receive a contracted subsidy (from local authorities) for running socially necessary routes. The assumption for the purposes of this RIA is that the bus kilometres in a present network would be maintained, but with all services rationalised into a unified and coordinated network which should allow scope for some additional services to operate (for example, by re-routing competing services on a core corridor to create a high frequency orbital service which would act as a feeder trunk service, or by running rural feeders into inter-urban trunk services) thereby widening the scope of potential bus journeys.

2.4.2.8. In a like-for-like network scenario, it is assumed that operational costs for operators (other than previously set out) will be unchanged from the present if a franchise is put in place. In practice, the franchising authority may seek to vary the network shape and operation – for example a network review could take place with opportunities for stakeholders to comment. As this is not a requirement, costs for such periodic reviews have not been estimated as part of this exercise.

2.4.2.9. There would be benefits to bus franchise operators from the certainty and stability that franchising provides which will enable an operator to better develop training and career progression for their employees could be improved – for example, drivers would be able to transfer between franchisees in the event of retendering of the franchise.

- 2.4.2.10. Franchising would provide local authorities with greater control over the bus network and services to be provided and would provide cross-subsidisation opportunities. For example, bus routes could be planned and coordinated to provide improved convenience for journeys to school or healthcare facilities which provides economies of scale and may reduce the need for bespoke services.
- 2.4.2.11. Local authorities would also be able to ensure that the bus network is integrated with the local and regional rail networks in Wales, for example, by running feeder services to match with rail timetables, thereby reducing the need to run bus services in parallel with rail services which occurs in some locations in Wales.
- 2.4.2.12. Local authority control over bus service provision would also allow for better alignment with delivering on key policy priorities – such as reducing car travel and associated carbon and particle emissions, improving accessibility to key services, maximising social inclusion and improving access to employment.
- 2.4.2.13. Estimated benefits for a bus network operated through a direct award contract to a local-authority-owned or private operator are assumed to be of the same value as for a tendered franchised operation. The practical choice of local authorities to proceed with tendering or awarding contracts directly will in all cases be subject to a detailed investigation of options and their costs and benefits.
- 2.4.2.14. Table 6 provides a summary of the estimated financial and economic benefits of partnerships, with a further breakdown provided in Appendix 3.

Table 6: Estimated Benefits for Franchising

Item	WG/TfW	LA/CJCs	Operators	Users	Total
Financial Benefits	-	-	£22.0 M	-	£22.0 M
Economic Benefits	-	-	-	£3,706.8 M	£3,706.8 M
Total Benefits	-	-	£22.0 M	£3,706.8 M	£3,728.7 M

Notes:

1. The values shown are approximate are intended to provide only indicative forecasts of costs and benefits
2. Costs and benefits represent totals over the 30-year appraisal period, discounted to 2020 prices
3. Costs and benefits are shown at a Wales level, based on extrapolation from Major Urban (Cardiff), Town (Wrexham) and Rural (Pembrokeshire) case study local authorities on a pro-rata basis.

2.4.3. Summary of Costs and Benefits of Option 3: Franchising

2.4.3.1. Modelling of the costs and benefits of franchising (as summarised in Table 7) indicates that overall economic benefits would significantly outweigh costs, primarily driven by user benefits.

Table 7: Summary of Costs and Benefits of Franchising

Item	WG/TfW	LA/CJCs	Operators	Users	Total
Total Costs	£19.2 M	£125.7 M	£27.0 M	-	£171.8 M
Total Benefits	-	-	£22.0 M	£3,706.8 M	£3,728.7 M
Net Present Value	-£19.2 M	-£125.7 M	-£5.0 M	£3,706.8 M	£3,556.9 M
BCR	-	-	-	-	21.7

Notes:

1. The values shown are approximate and are intended to provide only indicative forecasts of costs and benefits
2. Costs and benefits represent totals over the 30-year appraisal period, discounted to 2020 prices
3. Costs and benefits are shown at a Wales level, based on extrapolation from Major Urban (Cardiff), Town (Wrexham) and Rural (Pembrokeshire) case study local authorities on a pro-rata basis.

2.4.4. Costs and Benefits of Franchising Plus+ Scenario

- 2.4.4.1. It is likely that, in practice, and given Welsh Government's aspirations around net-zero, bus reform under a franchising scenario would also include provisions for new bus infrastructure, and expansion of service frequency and coverage. These types of investments have not been included in this RIA analysis for franchising thus far as they are not direct requirements of the legislation.
- 2.4.4.2. As set out in Appendix 2, a high growth bus patronage scenario is considered, consistent with meeting the mode share target of 45% of journeys to be made by public transport, walking and cycling by 2040 as set out in Llwybr Newydd. Achievement of this outcome will rely on rapid and complete reform of bus governance in Wales, to enable efficient investment in buses, and design of bus networks and supporting infrastructure to work as complete networks to give the best possible service coverage, working in conjunction with heavy rail and tram services.
- 2.4.4.3. In addition to the cost assumptions previously set out for franchising, the Franchising Plus+ scenario considers a capital spend of £3bn (2020 prices) for bus infrastructure improvements to 2040, (equivalent to around £165m per annum), associated infrastructure maintenance costs, and an additional £50m (2020 prices) revenue funding per annum for improved frequency of services, and expansion of the geographical reach of the bus network.
- 2.4.4.4. These capital costs are based on analysis of potential improvements to bus infrastructure in the case study networks, including bus priority measures, bus stops, transfer hubs, station improvements, improved integration with rail and Metro networks and measures to improve information, branding and marketing. Whilst a detailed assessment of the exact spend has not been made, it is likely that a more significant proportion of the spend would be made in Major Urban and Town network areas where congestion and bus stop density are highest. Revenue funding would be focussed on bus service improvements in Rural and Town areas of Wales. Additional revenue could support increased frequency and expansion of scheduled bus services and Fflecsi Demand Responsive Transport (DRT) services – consistent with the ambition of serving *'every village, every hour'*.
- 2.4.4.5. It should be noted that this is a speculative representation of future bus patronage growth, consistent with Welsh Government transport policy and addressing the climate emergency. It is not intended to represent a forecast and is not directly linked to specific individual infrastructure measures in the economic assessment.

Instead, it is an illustrative example of how significant investment in bus could translate into higher mode share. To achieve these levels of public transport use there will also need to be determined investment in active travel and accompanying policies to deter car use to support car-light lifestyles.

2.4.4.6. Table 8 presents a summary of costs and benefits in the Franchising Plus+ scenario. The summary identifies that, under a high bus patronage growth scenario consistent with mode share targets in Llwybr Newydd be realised, the benefits would outweigh costs of significant investment in infrastructure and increased services under a franchising model, with a BCR of 2.3.

2.4.4.7. Should a local authority decide to bring forward proposals for improving bus infrastructure to complement changes to the network as a result of the legislative proposals, the decision to proceed would be informed by detailed assessments of the implications of the proposal, which would include a full financial assessment and cost benefit analysis.

Table 8: Summary of Costs and Benefits of Franchising Plus+

Item	WG/TfW	LA/CJCs	Operators	Users	Total
Capital Costs	£3,412.1 M	-	-	-	£3,412.1 M
Transitional Costs	£12.4 M	£51.9 M	£27.0 M	-	£91.3 M
Recurring Costs	-£1,909.6 M	£2,407.5 M	-	-	£497.8 M
Total Costs	£1,514.8 M	£2,459.4 M	£27.0 M	-	£4,001.2 M
Financial Benefits	-	-	£18.4 M	-	£18.4 M
Economic Benefits	-	-	-	£9,118.4 M	£9,118.4 M
Total Benefits	-	-	£18.4 M	£9,118.4 M	£9,136.8 M
Net Present Value	-£1,514.8 M	-£2,459.4 M	-£8.6 M	£9,118.4 M	£5,135.6 M
BCR	-	-	-	-	2.3

Notes:

1. The values shown are approximate are intended to provide only indicative forecasts of costs and benefits
2. Costs and benefits represent totals over the 30-year appraisal period, discounted to 2020 prices
3. Costs and benefits are shown at a Wales level, based on extrapolation from Major Urban (Cardiff), Town (Wrexham) and Rural (Pembrokeshire) case study local authorities on a pro-rata basis.

2.5. Summary and Preferred Option

- 2.5.1.1. This RIA has outlined three options for the future delivery and organisation of bus services in Wales, namely business-as-usual, statutory partnerships and franchising.
- 2.5.1.2. The business-as-usual model, involving continued emergency funding for bus services as patronage gradually moves back towards pre-COVID levels is not considered an appropriate or financially sustainable situation for Welsh Government in the long-term. Neither is reducing subsidy (and thus impacting level of service) consistent with wider policy and requirement to grow demand for bus services to address the climate emergency. It is considered that Welsh Government intervention is required to achieve the necessary radically different outcomes for bus, so business-as-usual is not considered a relevant option to be taken forward.
- 2.5.1.3. In terms of achieving the policy outcome of better bus networks as set out in Section 1, Table 9 sets out a summary comparison of the powers available under partnership and franchising approaches.

Table 9: Summary of Powers for Partnerships and Franchising

Measures Available	Partnership	Franchising
Specify where and when bus services run	○	▲
Minimum Service frequency or evenly spaced timings	■	▲
Timetables	■	▲
Vehicle specifications (e.g. Wi-Fi, lower emissions)	■	▲
Passenger information standards	■	▲
Route or area branding and/or marketing	■	▲
Single ticketing system for all trips / buses	○	▲
Smart cards and contactless payments	■	▲
Common ticket rules and fare zones	■	▲
Maximum fares for given routes or services	■	▲

Notes:

▲ LAs determine the details of the services to be provided – where they run, when they run and the standards of the services

■ LAs can seek formal agreement from a defined proportion of operators

○ Not relevant/Powers not available

- 2.5.1.4. Table 10 presents a Red, Amber, Green (RAG) assessment of how a partnership approach and a franchising approach would compare in respect of achieving the success factors identified from best practice. The assessment concludes that a partnership approach would be less able to address success factors (as introduced in Section 1) in respect of passenger outcomes.

Table 10: Comparison of Partnership and Franchising for Success Factors

Factor	Success aspect	Partnerships	Franchising
Area-wide networks with all significant local destinations reachable	A wide range of key destinations throughout a local area should be reachable in 45-60 mins during the daytime (with transfers if necessary)	Focus is on direct journeys only and hence travel between many destinations not convenient	Network approach with co-ordinated transfers
One Ticket	An exclusive single ticket system for boarding all buses should be in place	Multiple operator tickets side-by-side with operator tickets	Single ticket system for passengers on all services
Easy To Understand Network	A public transport network that is inherently easy to understand	Multiple services with overlapping routes	Generally only one or two services on each corridor, with regulated headways.
One Brand	A public transport brand should be present on all vehicles, stops and stations, information sources, and ticketing	Regional brand would co-exist with operator brands	A single brand for all components
Easy and Reliable Transfer	High quality transfer conditions and arrangements (ticketing, timetables).	Network not fully designed for co-ordinated transfer	Network designed with transfer built-in
Reliable Travel Times	Journeys by public transport should have reasonable and consistent speeds	Delivery of bus priority measures could deliver improvements in speed	Manage bus-on-bus congestion and reduced dwell time, in addition to bus priority
Easy to Access the Vehicle	Easy to board with multiple doors for urban buses	Single door vehicles leading to slower boarding / alighting	Multi-door easy access and associated enforcement, reducing delays at stops
Accessible and Comfortable	Stations and stops are easy to reach, are comfortable with good information, and vehicles are comfortable, and well equipped.	Good quality stops and vehicles	Good quality stops and vehicles
Public Feedback and Customer Care	The general public are given regular opportunities to provide feedback	Partnership can include changes over time with agreement of all parties but likely to be unstable over time	Annual network review can be built-in to delivery of franchised networks
Passenger Safety, Security, and Health	Inherent in all aspects of people's experience of public transport, including roadside air quality and carbon emissions	Multiple different operators and local authorities involved.	Single organisation would be responsible for managing these aspects.
Network Efficiency and Financial Affordability	Service lines are optimised to limit inefficient overlap of services	Some overlaps and corridor inefficiencies	All overlaps and inefficiencies designed out at network planning phase

Notes:

Red – Unlikely to offer improvement over business-as-usual arrangements

Amber - Can achieve improvements but limited potential to achieve best practice

Green - Good potential for best practice

2.5.1.5. This RAG assessment has identified an overall conclusion that the franchising option best addresses all of the key success factors. It is further concluded that even though a partnership approach could improve bus services, it does not provide a realistic means to deliver the necessary step changes to meet Welsh Government's aspiration for 'One Network, One Timetable, One Ticket'. A further disadvantage of a partnership approach is that it would involve perpetual negotiations and modifications in response to operators' commercial imperatives.

2.5.1.6. The selection of franchising as a preferred option is supported by the analysis of costs and benefits presented within this RIA and summarised in Table 11. Whilst costs are broadly comparable between partnerships and franchising over the 30-year appraisal period, benefits for franchising are roughly twice as high.

Table 11: Summary of Costs and Benefits of Partnerships and Franchising Options

Item	Statutory Partnerships	Statutory Partnerships Plus+	Franchising	Franchising Plus+
Total Costs	£182.6 M	£4,176.8 M	£171.8 M	£4,001.2 M
Total Benefits	£1,902.4 M	£5,981.5 M	£3,728.7 M	£9,136.8 M
Net Present Value	£1,719.7 M	£1,804.7 M	£3,556.9 M	£5,135.6 M
BCR	10.4	1.4	21.7	2.3

Notes:

1. The values shown are approximate and are intended to provide only indicative forecasts of costs and benefits
2. Costs and benefits represent totals over the 30-year appraisal period, discounted to 2020 prices
3. Costs and benefits are shown at a Wales level, based on extrapolation from Major Urban (Cardiff), Town (Wrexham) and Rural (Pembrokeshire) case study local authorities on a pro-rata basis.

2.5.1.7. The cost-benefit analysis prepared for this RIA represents a complex technical exercise, undertaken according to the relevant transport appraisal guidance, which has sought to assess potential costs and benefits to people and the environment that are often difficult to calculate as pounds and pence. The Benefit to Cost Ratio (BCR) results provide a high-level summary which can be compared to estimate the potential trade-offs of each scenario. The BCR of all four options is greater than 1, meaning the expected monetisable benefits of interventions in each scenario outweigh the expected costs. A BCR of above 2 is generally considered high. The selection of a preferred option must not be based on BCRs alone. The relative merits and value for money of each option must be judged in the wider context of ambitions set out in Llywybr Newydd and Welsh Government's response to climate emergency, rather than the highest BCR.

2.5.1.8. The BCRs for 'legislation-only' Statutory Partnerships and Franchising options are higher than values typically presented in

transport business cases, as they do not have significant capital expenditure associated with infrastructure measures (as is typically the case for transport-related investment) but do include significant benefits linked to legislative changes. In practice, it is likely that implementation of legislation to improve bus services in Wales would not be made in isolation but include a range of supporting investment in transport infrastructure and policy measures aimed at delivering a step change in mode share. The legislative proposals should be treated as enabling measures, which provide an enhanced ability to lock in benefits of wider, and potentially substantial, investments in measures such as on-street or bus station infrastructure and bus priority measures. The selection of a preferred option must not be based on BCRs alone. The relative merits and value for money of each option must be judged in the wider context of ambitions set out in Llwybr Newydd and Welsh Government's response to climate emergency, rather than the highest BCR.

2.5.1.9. In summary, a unified, co-ordinated, bus network can only be realised if a single organisation has control over service routes and frequencies – and franchising of bus services by local authorities is an appropriate mechanism to deliver these necessary governance tools. The alternative approach of statutory partnerships, even with more of a role for local authorities compared to previous partnership arrangements, does not provide any party (local government or operators) with the necessary authority to align and deliver the interdependent components of a successful bus system, and would retain the current fragmentation of roles and responsibilities. This conclusion does not imply that bus operators in Wales are not of the required standard to operate quality services, on the contrary, a more stable procurement and operating regime would allow operators to concentrate on a core role of delivering excellent services and high-quality operational practices.

Appendix 1: Costs Assumptions Summary

Administrative Costs Assumptions Summary

Cost assumptions for statutory partnerships and franchising are outlined in Table A1- 1 and Table A1- 2 respectively. Where referenced, an approximate FTE cost of between £50k - £65k has been assumed, the variance relates to role, skills, organisation, and regional location.

Table A1- 1: Statutory Partnership Cost Assumptions

Cost Type	Summary of Cost Assumptions
Set Up Costs	
WG / TfW set up costs (paragraphs 2.3.1.2 & 2.3.1.3)	<p>£100k (all of Wales)</p> <p>Cost estimate based on inclusion of the following activities:</p> <ul style="list-style-type: none"> • Welsh Government officers prepare guidance document; and • Legal guidance and template partnership contract(s). <p>This represents an FTE equivalent of about two Welsh Government staff.</p> <p>Depot Capex - £1.5m major urban; £1m town urban; £0.5m rural (per LA)</p> <p>An additional capital cost allowance has been made for upgrades to depots to support charging/re-fuelling of low-emission vehicles. This cost has been allocated to Welsh Government on the basis that grant funding to depot owners would be made available to support transition of the bus fleet.</p>
LA / CJC set up costs (paragraph 2.3.1.4)	<p>£120k major urban; £90k town urban; £60k rural (per local authority)</p> <p>Assumed cost for setting up a partnership in each local authority area based on the Welsh Government guidance and template partnership contract(s). Cost estimate based on local authority staff undertaking route assessments and consultation with operators on proposed partnerships, with a range from one FTE for a rural local authority to two FTEs for a major urban authority.</p> <p>Second and subsequent partnership agreements £60k major urban; £45k town urban; £30k rural (per local authority)</p> <p>Partnerships would need to be revised at various stages, for example when a new operator enters a local market or when new development requires changes to bus services. Costs for ongoing management and minor changes to partnership arrangements are included within the recurring costs, however it is likely that additional resources equivalent to these set-up costs would be required to negotiate significant revisions to partnerships. This could include for example public consultation on bus networks, evaluation and re-design of networks and studies to identify supporting infrastructure measures etc. An assumption has been made therefore that significant revisions to partnerships would be required every five years on average, with costs to LAs at 50% of the original set up costs.</p>
Operators set up costs (paragraph 2.3.1.6)	<p>£200k major urban; £150k town urban; £100k rural (per local authority)</p> <p>Cost estimate based on two bus operators negotiating a partnership with the local authority with each requiring between half to one FTE to undertake route assessments, consult with the local authority and negotiate a final deal. Half an FTE is considered more appropriate for a smaller rural network, and one FTE for a major urban network.</p> <p>Second and subsequent partnership agreements £100k major urban; £75k town urban; £50k rural (per local authority)</p>

Cost Type	Summary of Cost Assumptions
	Assumed that an additional level of resource would be required every five years on average to negotiate significant revisions to/new partnerships.
Recurring Costs	
WG / TfW recurring costs (paragraph 2.3.1.7)	<p>£250k (all of Wales)</p> <p>Cost estimate based on the equivalent of one FTE per region (four in total), responsible for the following activities:</p> <ul style="list-style-type: none"> • Strategic programme management, monitoring of partnerships at national level; • Technical and legal support for LAs / CJsCs; • Evaluation of partnerships and interface with policy development; • Engagement with LA/CJsCs and bus operators; • Guidance and knowledge sharing on best practice; and • Procurement of back-office ticketing and financial monitoring support for multi-operator ticketing.
LA / CJC recurring costs (paragraph 2.3.1.8)	<p>£25k major urban; £20k town urban; £15k rural per annum (per local authority)</p> <p>Cost estimate based on the equivalent of up to half an FTE per year additional resource, with costs of between £15k and £25k, depending on the scale of the partnership. It is considered that this includes the following activities:</p> <ul style="list-style-type: none"> • ongoing management of partnerships; • updates to Traffic Regulation Orders; • enforcement and monitoring; and • meetings with operators.
Operators recurring costs (paragraphs 2.3.1.8, 2.3.1.9 & 2.3.1.10)	<p>£25k major urban; £20k town urban; £15k rural per annum (per local authority)</p> <p>Cost estimate based on the equivalent of up to half an FTE per year additional resource, with costs of between £15k and £25k, depending on the scale of the partnership. It is considered that this includes the following activities:</p> <ul style="list-style-type: none"> • ongoing management of WPSs; • compliance and provision of monitoring information; and • meetings with local authority officers. <p>Costs for low emission buses phased in within OPEX modelling</p> <p>Additional lease costs included for low emission buses in line with profile identified (i.e. 100% of the service bus fleet to be zero emission by 2040). These additional costs are offset by cheaper running costs of electric buses compared to diesel.</p> <p>Increase assumed driver hourly salary to £11.94, representing a 5% increase on baseline of £11.37³⁷</p> <p>An additional increase on driver wages is made in the partnership scenario on the basis that partnerships could include agreements on pay and</p>

³⁷ Office for National Statistics. 2021. [Earnings and hours worked - ASHE Table 3: Transport and mobile machine drivers and operatives](#)

Cost Type	Summary of Cost Assumptions
	conditions in line with WGs intent for a policy of fair pay for bus workers. This is lower than the cost increase in the franchising scenario, as pay conditions would need to be negotiated as part of the partnership, and it may not be possible to agree this policy with all operators.

Table A1- 2: Franchising Cost Assumptions

Cost Type	Summary of Cost Assumptions
Franchising Set Up Costs	
WG / TfW set up costs (paragraphs 2.4.1.2, 2.4.1.3 & 2.4.1.4)	<p>Preparing guidance: £1m (for all of Wales) Cost estimate based on inclusion of the following activities:</p> <ul style="list-style-type: none"> • Welsh Government officers prepare guidance document, estimated as about eight FTEs; • technical support from specialised consultants; and • provision of template contract(s). <p>Support to local authorities: £5m-£8m (for all of Wales) Supporting the transition to franchising, providing guidance on best practice and network development across Wales. Potential for economies of scale in procurement, planning and managing transition at the national level, rather than duplicating processes at LA/CJC level. This cost includes legal advice to address any potential challenge through judicial review.</p> <p>Depot Capex - £1.5m major urban; £1m town urban; £0.5m rural (per LA) An additional capital cost allowance has been made for upgrades to depots to support charging/re-fuelling of low-emission vehicles. This cost has been allocated to Welsh Government on the basis that grant funding to depot owners would be made available to support transition of the bus fleet.</p>
LA / CJC set up costs (paragraph 2.4.1.6)	<p>Franchising costs for local authorities including a range of activities:</p> <ul style="list-style-type: none"> • develop and set out governance arrangements; • preparation of business case, as required; • financial investigations on whether the options would require capital spending, such as for the purchase of depots, buses or other infrastructure; and costs associated with the TUPE transfer of staff and their pension protection where relevant; • consultation with operators, • public consultation; • data collection such as patronage, passenger surveys, bus speeds; • preparation of passenger forecast model; • organisational and IT aspects of a bus franchise management office; • Contingency plans for providing replacement services should operators stop running their services before the introduction of the franchising scheme; • an independent review of the economic and financial assessment; • preparation of franchise contract documents; • prepare and undertake the tender process; and • carry out TUPE processes. <p>£2m-£5m major urban; £1m-£2m urban town urban; £0.5m-£1m rural (per local authority) Estimates of set up costs for local authorities have been prepared based on</p>

Cost Type	Summary of Cost Assumptions
	<p>discussions with local government bus officers, operators and other stakeholders – and represent a range of costs from FTEs at CJC/local authority level, to a variety of external costs for aspects such as data collection, external consultants, legal advice, financial and business advice, human resource advice. There is an inherent uncertainty in respect of identifying costs at this stage – and it is likely that costs for local authorities who implement franchising in the short-term will be higher than costs for local authorities taking franchising forward on a longer timescale – due to the learning process and experience gained in the initial franchise authorities (for example contract documents). It is envisaged that re-letting contracts for routes or packages of routes would be undertaken on a rolling basis once the initial process is in place, so costs for LA/CJCs to run subsequent rounds are included in the recurring costs.</p>
<p>Operators set up costs (paragraphs 2.4.1.7 & 2.4.1.8)</p>	<p>£1m major urban; £500k town urban; £250k rural (per local authority) For the purposes of this RIA, it is assumed that four operators bid for a franchise, which is assumed to cover a local authority area. Dividing the costs above per LA by four gives a range of costs per operator of £60-65k for a rural network (c. 1 x FTE), £125k for a town network (c. 2 x FTE equivalents) and £250k (c. 4-5 senior FTE equivalents) for a major urban network contract. These costs account for the fact that, in rural areas, operators may need to bid for a number of smaller contracts within a single LA, rather than all the routes as a single package. As some contracts will be let cross-LA boundaries, extrapolation of these costs on a per LA basis is considered a conservative estimate, which may not be so high in reality.</p> <p>Second and subsequent rounds of franchising: £500k major urban; £250k town urban; £125k rural (per local authority) During the first franchise round the local authority will be gathering data on bus trips and patronage, which it will be able to share with all bidders bidding on the second and subsequent rounds. Therefore the costs of bidding for bidders will be less, as there will be less research to be done by potential new entrants.</p>
Franchising Recurring Costs	
<p>WG / TfW recurring costs (paragraph 2.4.1.9)</p>	<p>£500k (all of Wales) Cost estimate based on the equivalent of two FTE per region (8 in total), responsible for the following activities:</p> <ul style="list-style-type: none"> • Strategic programme management/monitoring of franchising at national level; • Technical and legal support for LAs / CJCs; • Evaluation of partnerships and interface with policy development; • Engagement with LA/CJCs and bus operators; • Guidance and knowledge sharing on best practice; and • Procurement of back-office ticketing and financial monitoring support for multi-operator ticketing.
<p>LA / CJC recurring costs (paragraph 2.4.1.10)</p>	<p>£225k major urban; £125k town urban; £50k rural This represents a range from approximately one FTE in a rural area to around 4½ extra FTEs for an average Major Urban network. This includes for the following key activities:</p> <ul style="list-style-type: none"> • ongoing management of franchise contracts; • updates to Traffic Regulation Orders; • financial management and accounting; • enforcement and monitoring;

Cost Type	Summary of Cost Assumptions
	<ul style="list-style-type: none"> • subsequent franchise round competitions; and • contract meetings with operator. <p>Local authorities already have existing public transport officers involved in managing section 63 subsidised contracts, liaising with commercial operators and promoting information/marketing. The costs above represent net costs in addition to these activities.</p>
<p>Operators recurring costs (paragraphs 2.4.1.11, 2.4.1.12, 2.4.1.13, 2.4.1.14 & 2.4.1.15)</p>	<p>Increase assumed driver hourly salary to £12.22, representing a 7.5% increase on baseline of £11.37³⁸</p> <p>An additional increase on driver wages is made in the franchising scenario on the basis that</p> <p>Costs for low emission buses phased in within OPEX modelling</p> <p>Additional lease costs included for low emission buses in line with profile identified (i.e. 100% of the service bus fleet to be zero emission by 2035). These additional costs are offset by cheaper running costs of electric buses compared to diesel.</p> <p>Assume no change to other administrative costs</p> <p>Other staff and operating costs not associated with drivers and vehicles represent around 25% of operators total costs³⁹. Franchising arrangements will impose some additional requirements on operators in terms of the need to monitor contractual performance and carry out reporting, liaison and accounting procedures as part of the contract with the local authority. However, there would also be reduced administrative effort required of operators in terms of planning routes, ticketing offers, branding and marketing. For the purposes of this RIA, it is expected that these costs would remain largely unchanged.</p> <p>Potential for other OPEX savings not included in modelling</p> <p>It is assumed that the franchised networks will have the same operating mileage as the present networks but will be better rationalised and coordinated. Franchising could reduce operator costs as a result of:</p> <ul style="list-style-type: none"> • stability of network resulting in longer term economies of scale and reduced need to carry out activities in respect of competing with other operators; • better rationalisation of headways to reduce bus-on-bus congestion at stops which will reduce dwell times; • improved network coverage leading to higher patronage; and • consistent and standardised ticketing / boarding arrangements for all buses which should reduce dwell times at stops. <p>Franchising thus provides opportunities for operators to reduce operating costs in some areas, however no savings have been accounted for within the modelling to provide a conservative estimate of potential costs.</p>

³⁸ Office for National Statistics. 2021. [Earnings and hours worked - ASHE Table 3: Transport and mobile machine drivers and operatives](#)

³⁹ CPT [Cost Index](#). 2019. Adding category '2 Other labour and staff costs' and '7 Other operating costs' gives a total of 26.3%.

High Growth Scenario Costs Assumptions Summary

As set out in Appendix 2, a high growth bus patronage scenario (of around three times current usage) represents a plausible target and potential realistic outcome for Wales – with appropriate investment and governance in place, including policy-based initiatives to promote use of public transport over private car travel. This is considered consistent with meeting the mode share target of 45% of journeys to be made by public transport, walking and cycling by 2040 as set out in Llwybr Newydd.

Achievement of this outcome will rely on rapid and complete reform of bus governance in Wales, to enable efficient investment in buses, and design of bus networks and supporting infrastructure to work as complete networks to give the best possible service coverage, working in conjunction with heavy rail and tram services.

As a result, and in addition to the Administrative Costs assumptions set out above, the following broad cost assumptions for additional spend in the 'Partnerships Plus+' and 'Franchising Plus+' scenarios have been made:

- Additional capital spend of £3bn (2020 prices) for bus infrastructure improvements to 2040, (equivalent to around £165m per annum) and associated infrastructure maintenance costs; and
- Additional £50m (2020 prices) revenue funding per annum for improved frequency of services, and expansion of the geographical reach of the bus network.

Capital costs are based on analysis of potential improvements to bus infrastructure in the case study networks, including bus priority measures, bus stops, transfer hubs, station improvements, improved integration with rail and Metro networks and measures to improve information, branding and marketing. Whilst a detailed assessment of the exact spend has not been made, it is likely that a more significant proportion of the spend would be made in Major Urban and Town network areas where congestion and bus stop density are highest.

Revenue funding would be focussed on bus service improvements in Rural and Town areas of Wales. Additional revenue could support increased frequency and expansion of scheduled bus services and Fflecsi Demand Responsive Transport (DRT) services – consistent with the ambition of serving '*every village, every hour*'.

It should be noted that this is a speculative representation of future bus patronage growth, consistent with Welsh Government transport policy and addressing the climate emergency. It is not intended to represent a forecast and is not directly linked to specific individual infrastructure measures in the economic assessment. Instead, it is an illustrative example of how significant investment in bus could translate into higher mode share. To achieve these levels of public transport use there will also need to be determined investment in active travel and accompanying policies to deter car use to support car-light lifestyles.

Appendix 2: Methodology and assumptions for calculation of Benefits

Modelling Benefits Methodology

Overview

The economic assessment model prepared for this RIA utilises demographic data, bus passenger statistics, and financial statistics for three network examples (and for the whole of Wales), available from government sources⁴⁰. Assessment of the proposals is underpinned by an economic assessment model that calculates demand impacts, cost implications and economic benefits in accordance with DfT's Transport Appraisal Guidance (TAG) and best practice in economic evaluation.

A key guiding principle for demand modelling and economic assessment is proportionality, which refers to striking a balance between the level of detail and the cost of the modelling, considering factors such as the required functionality, data availability, and robustness and resource and time constraints. Although the overall project represents changes to bus networks across the whole of Wales, at this stage, it was not considered proportional to assess every network in Wales in detail. For the economic and patronage assessment, three example network plans (Cardiff, Pembrokeshire and Wrexham) provide case studies upon which to assess impacts. The results from this analysis give an indication of the economic impacts in other Welsh local authorities, and extrapolation to an all-Wales level on a pro-rata basis. The example networks represent the following types of locations in Wales:

- a large urban bus network (Cardiff);
- a rural / inter-urban network (Pembrokeshire); and
- a smaller urban / town network (Wrexham).

The economic assessment includes estimates of operating costs, administrative costs and capital expenditure. The demand modelling provides a means to illustrate the potential growth in passenger numbers, and to identify the scale and range of measures which are likely to be needed to achieve the targeted growth. The demand figures are then used to estimate the impact on revenues.

The RIA covers a 30-year appraisal period from 2024/25 to 2054/55 to ensure the evaluation of costs and benefits is made over the medium term. In line with HM Treasury Green Book guidance, future costs and benefits have been discounted using the Treasury's central discount rate of 3.5%⁴¹ (unless otherwise stated), to a 2019/20 base year.

Passenger Demand Impact

The demand modelling provides a means to estimate the potential growth in passengers, compare potential growth in each scenario and illustrate the relative importance of measures aimed at achieving that growth. The calculations require two key sets of inputs:

- Estimated current passenger journey numbers and forecast change in passenger numbers in a 'do minimum' scenario (as described below);

⁴⁰ Department for Transport. 2021. [Bus Statistics](#).

⁴¹ HM Treasury. 2020. [The Green Book: central government guidance on appraisal and evaluation](#)

- Estimated journey times before and after network and other improvements have been implemented (generally expressed in transport planning studies as Generalised Journey Time – which includes perceived time to reflect quality and reliability aspects).

Outline matrices of bus travel, including the origin-destination pattern, for each case study area have been obtained and summarised from the SEWTM (South East Wales Transport Model), NWTM (North Wales Transport Model) and SWMWTM (South West & Mid Wales Transport Model) strategic models.

In order to provide a robust baseline for planning measures to grow bus patronage, it is useful to identify a ‘do minimum’ scenario. Forecasts are taken from the DfT’s National Trip End Model⁴² (NTEM), which is generally used as the basis for future travel forecasts for DfT transport business cases. The modelling approach assumes a continued decline of bus demand in the business-as-usual option as set out in NTEM, which suggests that bus journeys in Wales will decline by 4.3% over the period to 2030, but with decline in each local authority varying between 1.4% and 8.3%.

Generalised Journey Time

The primary mechanism through which bus improvements translate into higher demand and benefits for users is through adjustments to the actual or perceived cost of travel, which is expressed in the term Generalised Journey Time (GJT). The GJT combines the costs of different elements of a journey – such as wait time, in-vehicle time and reliability – into a single overall measure. By applying values of time to each element of bus travel (using standard values which are published in WebTAG and elsewhere), it is possible to calculate the direct and non-direct travel times for users.

Some interventions directly affect users’ journey times (for example, improved bus network coverage, improved service frequency, bus priority measures). Other measures (for example improved bus stops and vehicles) relate to the quality of bus services. Such quality factors can have some impact on actual journey times, but they also affect the way users perceive bus services and make bus travel more attractive at any given level of cost or journey time. There are a range of values in technical literature – typically based on ‘willingness to pay’ or stated preference surveys – which express these improvements as reduction in GJT. This allows quality factors to be incorporated into the modelling frameworks in a similar way to actual changes in fares or journey times.

The formula for calculating the average GJT within bus networks takes the form:

$$GJT = IVT + S + I + R + Q$$

Where:

- **IVT** is the ‘in-vehicle’ travel time;
- **S** is the service interval penalty;
- **I** is the interchange penalty;
- **R** is the reliability of bus services; and,

⁴² Department for Transport. 2016. [NTEM data release notes and frequently asked questions](#). NTEM National Trip End Model (NTEM) bus use projections are presented in a software package called TEMPro. The data in NTEM is not based on observations or fare data but is derived from Census data and forecast patterns of population and employment.

- **Q** is a service quality factor

The potential uplift in passenger demand is calculated by applying an elasticity of demand with respect to GJT (where elasticity is a parameter which determines the relationship between changes in GJT and changes in demand). The value of the elasticity is based on recommended values identified in a 2018 study for the DfT⁴³.

Table A2- 1: Elasticity Values

Journey Type	GJT Bus Elasticity Value
Commute	-1.15
Leisure	-1.05

Bus System Components

Significant growth of passenger numbers is generally reliant on provision of high-quality passenger experience across all components of the bus system. The range of potential bus improvements and initiatives that have been considered in this study are summarised in Table A2- 2, each of which is modelled in turn.

Table A2- 2: Modelled Components of Bus System Improvements

Theme	Bus System Components
Network Arrangements	Network Arrangements
	Integrated Ticketing
Infrastructure	Improved Corridor Speeds
	Bus Stops / Transfer Hubs
Vehicles	Bus Boarding / Alighting
	Vehicle Quality & Decarbonisation
Enablers	Information, Branding & Marketing
	Transport Policy

The key element of a bus improvement strategy for Wales is to plan and operate bus services as a co-ordinated network in each area and allow people to choose to rely on buses to meet their day-to-day travel, with a wider range of realistic destinations by bus. Provision of integrated ticketing, which allows seamless transfers between buses using a single ticket is a key aspect of a network-based approach. Co-ordinated networks in urban areas will comprise high frequency services with a series of interchange points where services meet, whereas in rural areas (with lower frequency services) an effective network will rely on consistent and co-ordinated timetables.

⁴³ RAND Europe. 2018. [Bus fare and journey time elasticities and diversion factors for all modes: A rapid evidence assessment.](#)

In general, bus priority measures in Wales which have involved on-road bus lanes or segregated busways have delivered measurable improvements in journey times, reliability, user satisfaction and patronage increases. In the context of a network-based approach, infrastructure measures (such as bus priority measures, interchanges and bus stop improvements) can potentially produce higher levels of patronage across the whole network and can also reduce operating costs – and hence justify significant capital costs.

New vehicles and automated ticketing systems can allow faster boarding and alighting, reducing dwell time at stops and speeding up journeys. They can also provide a high degree of comfort for passengers and lower levels of emissions in line with Welsh Government's decarbonisation commitments. Transitioning to a zero-emission fleet is a core part of the future strategy for bus in Wales.

In combination with a network-based approach, improved travel information (with easy-to-understand network maps), and adoption of a single brand for each local network, have a fundamental role in attracting people to use, and trust, the bus network. Wider transport policy initiatives, such as limitation on parking, or traffic management, are also important in incentivising people to use sustainable modes.

Assessment Scenarios Overview

Costs and benefits for statutory partnerships and franchising have each been assessed under two scenarios. The first represents a notional scenario in which non-legislative measures, such as bus stop improvements, bus stations, bus priority measures, are not included as they are not directly required or affected by the legislation. These scenarios are referred to simply as 'Statutory Partnerships' and 'Franchising'. Under the franchising option, tendering of services to operators is the basis for assessing costs, but with an alternative of a direct award (to either a local authority-owned operator or a private operator) also considered.

In practice, and given Welsh Government's aspirations around net-zero, it is likely that implementation of the legislative measures would include a range of supporting investment in transport infrastructure and policy measures. These supporting measures are likely to produce significant benefits and patronage increases at a scale higher than the legislative proposals themselves. Hence the legislative proposals can be considered as enabling measures, which provide an enhanced ability to lock in benefits of wider, and potentially substantial, investments in measures such as on-street or bus station infrastructure, low emission bus fleets and bus priority measures. These scenarios are referred to as 'Statutory Partnerships Plus+' and 'Franchising Plus+'.

The remainder of this section provides a description of the modelling assumptions applied in each scenario, relating to benefits for each of the elements assessed. Table A2- 3 provides an overview of benefits categories and notional scale of impact in each of the scenarios. Some benefits have been quantified within the economic modelling, whilst others are referred to qualitatively within the RIA text.

Table A2- 3: Summary of bus system component benefits by option scenario

Bus System Component	Statutory Partnerships	Franchising	Statutory Partnerships Plus+	Franchising Plus
Network Arrangements	■ ■	■ ■ ■ ■	■ ■	■ ■ ■ ■
Integrated Ticketing		■ ■		■ ■
Improved Corridor Speeds		□	■ ■	■ ■ ■ ■
Bus Stops / Transfer Hubs		■	■	■ ■
Bus Boarding / Alighting		■ ■ ■ ■		■ ■ ■ ■
Vehicle Quality & Decarbonisation	■ ■	■ ■ ■ ■	■ ■	■ ■ ■ ■
Information, Branding & Marketing	■	■ ■	■	■ ■
Transport Policy			■ ■ ■ ■	■ ■ ■ ■

Key:

- Benefits referred to qualitative only within RIA text, but not quantified
- Benefits quantified within economic modelling
- ■ ■ ■ Low to high beneficial impact for option scenarios (indicative only)

Key assumptions for each of the components are explained in further detail in in turn in the following sections. Benefits are applied in the model for each category by two key sets of inputs:

- GJT benefits – based on WebTAG values and evidence from literature; and
- Proportion of trips affected – reflecting that the benefits of some measures only apply to a proportion of passengers e.g. interchange hubs are only used by those using multiple services

Throughout the descriptions of key assumptions, benefits estimates are referred to in financial (cash) and economic (non-cash) terms, as described below:

Financial impacts:

- **Operator benefits:** This is the additional revenue bus operators may receive, based on extra patronage multiplied by average ticket prices; and

- **Government benefits:** This covers central government benefits and local government benefits.

Economic impacts:

- **User benefits:** The approach to estimating passenger economic benefits is to monetise the range of benefits according to their Generalised Journey Time (GJT) savings. This approach summates actual time savings (if journeys are made more quickly) and ‘perceived’ time savings as a result of improvements to elements of the bus system (such as information). This approach follows the general approach set out in Department for Transport’s Transport Appraisal Guidance (WebTAG)⁴⁴. The GJT benefits of each relevant change to network arrangements, integrated ticketing, vehicle quality and travel information are based on standard values of time published in TAG and other research documents. There are a range of values in transport planning research literature – typically based on ‘willingness to pay’ style surveys – which equate these improvements to an equivalent reduction in GJT or fares. We have also included health benefits to reflect the fact that travelling by bus is expected to involve more walking than travelling by car, and the social value of trips that could not take place without an effective bus network.
- **Non-user benefits:** Non-user benefits (e.g. time savings to other travellers if more passengers use buses, carbon reductions, accident reductions, etc.) are also calculated according to WebTAG guidance.

⁴⁴ Department for Transport. 2021. [Transport Analysis Guidance \(TAG\)](#)

Benefits of Network Arrangements

Key assumptions for network arrangements in each of the modelled scenarios are provided below in Table A2- 4.

Table A2- 4: Summary of Network Arrangements Modelling Assumptions by Scenario

Scenario	Summary of Modelling Assumptions
Statutory Partnerships	<p>GJT improvements and demand uplift calculated based on case study unified networks for Cardiff (Major Urban), Wrexham (Town) and Pembrokeshire (Rural).</p> <p>A partnership approach would enable only partial influence over the shape of the network. There are significant obstacles to delivering the types of changes that would create passenger benefit. Allocation of bus resource from different operators to specific routes (e.g. to create a high frequency orbital service line, or a feeder line to an interchange hub) would not be feasible due to the likely need for cross-subsidisation involving reallocation of revenue between operators - and hence the necessary full co-ordination between services and efficient use of overall bus resource would not be achievable. Even with a partnership in place there is unlikely to be sufficient incentive for operators to invest in significant network changes over the long term. The GJT benefits have been set to 50% of the franchised network, to reflect these trade-offs.</p> <p>Network improvements in a partnership model are likely be limited to better timetable co-ordination of services and ticketing improvements. For the present network, wait times for interchange have been subject to a penalty time of 7.5 minutes (an industry standard value), whilst an interchange penalty of 5⁴⁵ minutes has been used in the calculation of GJTs for Statutory Partnerships to reflect the complexity for passengers of interchanging between different operators' services compared to the fully co-ordinated franchised network.</p>
Franchising	<p>GJT improvements and demand uplift calculated based on case study unified networks for Cardiff (Major Urban), Wrexham (Town) and Pembrokeshire (Rural).</p> <p>The network would be planned so that every service is fully co-ordinated and routed to interchange hubs. For the present network, wait times for interchange have been subject to a penalty time of 7.5 minutes (an industry standard value) whilst an interchange penalty of 2.5 minutes is used in GJT modelling to reflect easier transfer opportunities, simplified network with limited duplication of services and standard headways. This is considered a robust figure, with some UK research⁴⁶ suggesting that a guaranteed connection could reduce the bus penalty to 0.9 minutes.</p> <p>No competition between service lines would allow the bus vehicle resource to be planned as a many-to-many grid network of high frequency services with planned transfer points – which dramatically increases the range of practical journeys possible by bus.</p> <p>A planned approach would improve network coverage, by efficient allocation of resources to create an appropriate mix of frequent services, long-distance express services, feeder services; for example, instead of operating low frequency services into central areas, these services could be operated as short feeder services at high frequency to interchange hubs.</p>
Statutory Partnerships Plus+	As per Statutory Partnerships.
Franchising Plus+	As per Franchising.

⁴⁶ Scottish Executive Central Research Unit. 2001. Interchange and Travel Choice - Volumes 1 and 2.

Benefits of Integrated Ticketing

Key assumptions for integrated ticketing in each of the modelled scenarios are provided below in Table A2- 5.

Table A2- 5: Summary of Integrated Ticketing Modelling Assumptions by Scenario

Scenario	Summary of Modelling Assumptions
Statutory Partnerships	<p>No Impact</p> <p>An enhanced partnership could enable integrated ticketing, but majority agreement would be required. As many operators already provide multi-operator tickets, the benefits of new partnership agreements on ticketing are considered negligible. Operators would probably retain their own ticket offers - meaning the ticketing offer to passengers will retain a level of complexity. Changes to ticketing arrangements on a network basis would continue to be very challenging. For example, use of a single multi-operator ticket or introduction of flat fares would require significant negotiation with each individual operator to agree how subsidy payments and revenue reimbursement would work for different types and combinations of journeys. This considerable administrative burden and requirement for complex revenue redistribution processes would act as barriers to the introduction of simple, straightforward, affordable tickets for passengers.</p> <p>A successful network would tend to have an increasing number of two and three-leg journeys, which would further increase the complexity of revenue allocation – which would inevitably have winners and losers and would ultimately be incompatible with a deregulated competitive environment. Overall, the key benefit of a simple to understand ‘freedom pass’ ticket will be unachievable within a partnership approach.</p>
Franchising	<p>Apply 1.43 minutes⁴⁷ GJT improvement to 50% of fare-paying journeys to account for simplified ticketing.</p> <p>One ticket system for all services, giving passengers full everywhere-to-everywhere access across the bus network; effectively a ‘freedom pass’. The simplicity of a single ticket system for all services and journeys is a critical aspect of allowing people to make a lifestyle choice to use buses to fulfil a significant proportion of their travel needs. Bus passengers would benefit from flexible use of ticketing products across different bus services. A simple, integrated ticketing system would facilitate multi-leg journeys without excessive cost by reducing the cost of journeys that currently require separate tickets.</p> <p>Proportion of trips affected reflects the fact that not all journeys would benefit from simplified ticketing (i.e. single leg trips, or those where multi-operator tickets are already available).</p>
Statutory Partnerships Plus+	As per Statutory Partnerships.
Franchising Plus+	As per Franchising.

⁴⁷ Department for Transport. 2020. [TAG Unit M 3.2 Public Transport Assignment](#)

Benefits of Improved Corridor Speeds

Key assumptions for improved corridor speeds in each of the modelled scenarios are provided below in Table A2- 6.

Table A2- 6: Summary of Improved Corridor Speeds Modelling Assumptions by Scenario

Scenario	Summary of Modelling Assumptions
Statutory Partnerships	<p>No Impact</p> <p>Infrastructure measures to improve corridor speeds are considered within the EQP+ scenario.</p>
Franchising	<p>Minimal impact – benefits not quantified</p> <p>Infrastructure measures to improve corridor speeds are considered within the Franchising+ scenario.</p> <p>There may be opportunities to improve bus journey times on some corridors by reducing over-bussing by improving co-ordination of services and rationalising headways. However this is likely to be limited to a limited number of corridors, and shorter sections of routes in urban centres, thus not considered significant.</p>
Statutory Partnerships Plus+	<p>Journey time savings are applied based on examination of potential bus priority measures in the Cardiff (Major Urban), Wrexham (Town) and Pembrokeshire (Rural) case study networks. The proportion of passengers affected is weighted by the proportion of bus-kilometres operated on corridors with infrastructure improvements.</p> <p>This measure would reduce OPEX and allow operators to improve journey speed and / or increase frequency (or to improve profitability).</p> <p>A partnership approach would seek to ensure that the operator and local authority are fully aligned in respect of the location and usage of bus priority measures. Infrastructure can however be inefficiently used (at a level less than planned) as there is no direct control over bus routes and frequencies.</p> <p>Inertia in planning and implementing bus schemes due to the lack of overall control of both main parties (the local authority and bus operator) can hinder investment of resources and commitment in the project development process.</p>
Franchising Plus+	<p>Journey time savings are applied based on examination of potential bus priority measures in the Cardiff (Major Urban), Wrexham (Town) and Pembrokeshire (Rural) case study networks. The proportion of passengers affected is weighted by the proportion of bus-kilometres operated on corridors with infrastructure improvements.</p> <p>In a franchised network, the local authority can ensure that bus priority measures are fully aligned with core service routes and that measures are properly targeted at major delay locations – and are well-maintained and operated by the highway authority. This will ensure the long-term maintenance, enforcement and usage of bus priority measures, provided governance arrangements allow responsibility for franchising and road allocation in the same place.</p> <p>Direct control of bus routing would speed up project planning processes, as infrastructure design and bus routing, frequency, and bus stop planning would be carried out as an integrated process from the outset. In practice, this would mean bus priority measures could be delivered quicker and at lower cost.</p>

Benefits of Bus Stops / Transfer Hubs

Key assumptions for bus stops/transfer hubs in each of the modelled scenarios are provided below in Table A2- 7.

Table A2- 7: Summary of Bus Stops / Transfer Hubs Modelling Assumptions by Scenario

Scenario	Summary of Modelling Assumptions
Statutory Partnerships	<p>Apply a 0.45p benefit for paper timetables & 1.69¹ minute improvement for RTPI (at bus stops) to half of the level of passengers (compared to franchising scenario) in each case study network.</p> <p>Whilst there should be more stability of bus timetables and routes than in the do-nothing case, there is also often a lag between information displayed at bus stops and changes to bus services by commercial operators. Multi-operator routes, branding and ticketing makes information and fares more complex to understand and display at bus stops. Network maps may only be available in some areas, or may only show the bus routes of the operator publishing them. Transfer is not a key feature of the present network and introduction of transfer hubs and facilities will need formal partnership agreement to ensure services will operate via the hubs.</p> <p>As a result, it is unlikely that the same number of passengers would have the benefit of better information and knowledge of services when compared to the franchising scenario, and the benefits are applied to half as many passengers in each of the case study networks.</p>
Franchising	<p>Apply a 0.45p⁴⁸ benefit for paper timetables & 1.69¹ minute improvement for RTPI (at bus stops) to proportion of passengers affected in each case study network.</p> <p>In a franchising scenario, fewer service numbers would call at most stops, particularly in urban areas. There would also be long-term certainty, and a stable network of bus services with consistent routes, numbering and branding. This would allow stops to become 'stations' (or 'hubs') – with better branding and information and accompanying facilities such as cycle parking/shared-bike rental able to be installed within a comprehensive and planned mobility network. Changes to bus schedules would be limited within a franchise regime – with a reduced need for frequent updates of timetable information at stops.</p> <p>Transfers between bus services would be a key feature of a franchised, joined-up, unified network – and planned introduction of transfer hubs and facilities is a major benefit of having control over where buses run e.g. feeder buses connect with core high frequency services at bus hubs. The benefits identified are applied as a proxy for passengers having better information and knowledge of services at improved bus stop/interchange facilities.</p>
Statutory Partnerships Plus+	<p>Apply a 1.08¹ minute improvement to proportion of passengers using new bus stops in each case study network.</p> <p>With a Partnership in place, there should be more stability of bus timetables and routes and bus stops upgrades can take place.</p>
Franchising Plus+	<p>Apply a 1.08¹ minute improvement to proportion of journeys for new bus shelters, 0.45p² benefit for paper timetables & 1.69¹ minute improvement for RTPI (at bus stops) to proportion of passengers affected in each case study network.</p> <p>Stops would be upgraded to a uniform standard with better branding and information, and facilities such as cycle parking/shared-bike rental. Changes to bus schedules would be limited with a reduced need for frequent updates of timetable information at stops.</p>

⁴⁸ Steer Davies Gleave. 2004. Valuation of Station Facilities, Draft Final Report to GMPTE.

Benefits of Improved Bus Boarding / Alighting

Key assumptions for bus boarding/alighting in each of the modelled scenarios are provided below in Table A2- 8.

Table A2- 8: Summary of Boarding / Alighting Modelling Assumptions by Scenario

Scenario	Summary of Modelling Assumptions
Statutory Partnerships	<p>No Impact.</p> <p>Operators are migrating to smart/cashless boarding, but urban operators have shown no inclination to modify their fleet to double door vehicles with for improved boarding/alighting. Hence boarding / alighting times will remain as a significant proportion of the overall journey time (which can be as much as 30% for urban bus routes).</p> <p>Including a move to multi-door operation and boarding / alighting would not be realistically achievable under a partnership due to the major long-term commitment involved in vehicle configuration and associated ticketing / revenue enforcement arrangements.</p>
Franchising	<p>A 5% journey time improvement is applied to Major Urban and Town networks as multiple door boarding is rolled out across the fleet. No adjustment is applied to rural networks. The proportion of passenger journeys affected is consistent with the profile of fleet improvements as noted in the Vehicle Quality line.</p> <p>Franchising will enable a planned a long-term transition to buses with multiple doors (primarily in urban areas) – which together with on-board tap-on ticketing facilities will significantly ease boarding (with associated reduced dwell time).</p> <p>Previous analysis by pteg⁴⁹ suggests that if all bus passengers were to switch to pre-paid tickets, bus operating costs could fall by 3% due to lower journey times and demand would increase by 3.8%. The addition of multiple door boarding would provide further journey time savings. A 5% journey time improvement is considered conservative based on analysis of existing dwell times on urban corridors in Wales.</p> <p>No adjustment is applied to rural networks, on the basis that bus stop dwell times do not form as considerable delays when compared with urban corridors.</p>
Statutory Partnerships Plus+	As per Statutory Partnerships.
Franchising Plus+	As per Franchising.

⁴⁹ pteg. 2015. [Public Transport Ticketing Schemes Block Exemption Review \(CMA\) – Consultation Response](#)

Benefits of Vehicle Quality & Decarbonisation

Key assumptions for vehicle quality and decarbonisation in each of the modelled scenarios are provided below in Table A2- 9.

Table A2- 9: Summary of Vehicle Quality & Decarbonisation Modelling Assumptions by Scenario

Scenario	Summary of Modelling Assumptions
Statutory Partnerships	<p>Decarbonisation benefits of zero emission bus fleet quantified. Assumed Net Zero Wales commitments are not met (100% of the service bus fleet to be zero emission by 2040).</p> <p>Apply following adjustments: Modern, comfy bus with Wi-Fi and chargers: 6p (Fare-Payers) & 2.20 minutes (Conc.). Proportion of trips affected is in line with the roll out of new fleet.</p> <p>Partnerships could involve agreement on vehicle types and propulsion systems. However, operators would need financial support to transition to zero emission buses and would be likely to require funding. The transition would be piecemeal with separate agreements for funding for each operator.</p>
Franchising	<p>Decarbonisation benefits of zero emission bus fleet quantified. Assumed Net Zero Wales commitments are met (i.e. 100% of the service bus fleet to be zero emission by 2035).</p> <p>Apply following adjustments: Modern, comfy bus with Wi-Fi and chargers: 6p (Fare-Payers) & 2.20⁵⁰ minutes (Conc.). Proportion of trips affected is in line with the roll out of new fleet.</p> <p>Franchising is likely to have an economy of scale cost-reduction benefit if buses are purchased via franchising authorities – and could also enable a greater scope for identifying additional funding plan e.g. developers could potentially fund a fleet upgrade on a particular service line.</p> <p>An organised, Wales-wide programme for transitioning to zero emission buses would potentially provide a basis for a planned cascading of zero emission buses throughout Wales.</p>
Statutory Partnerships Plus+	As per Statutory Partnerships.
Franchising Plus+	As per Franchising.

⁵⁰ Steer Davies Gleave. 2017. [West Yorkshire Stated Preference Research Final Report](#)

Benefits of Information, Branding & Marketing

Key assumptions for information, branding and marketing in each of the modelled scenarios are provided below in Table A2- 10.

Table A2- 10: Summary of Information, Branding & Marketing Modelling Assumptions by Scenario

Scenario	Summary of Modelling Assumptions
Statutory Partnerships	<p>Apply a 0.49 minute⁵¹ GJT adjustment to 50% of trips</p> <p>A single online real time platform and ticketing arrangements could be included as part of online journey planners. However, ticketing arrangements and network maps would remain somewhat complex with overlap of different operators' services and would not be available to all customers. Individual bus operators would generally seek to continue to control marketing of their services, perhaps with an overarching network brand.</p>
Franchising	<p>Apply a 0.49 minute¹² GJT adjustment to 100% of trips</p> <p>Under franchising, there would be a unified brand if bus services in Wales and a single, clear point of contact with comprehensive information provided through various channels (e.g. on buses, at stops and stations, and on the web). All services would be included in a single information platform, with integrated information on other transport modes (e.g. rail, shared mobility services). A single network brand in an area matches with the concept of a unified network. A unified brand will ensure that the network is simple to understand and easily recognisable, giving customers confidence in using the public transport network.</p> <p>Network maps to be produced which will be easy to understand with limited overlap and information on transfer possibilities provided due to no competition barrier between different services.</p> <p>Marketing could be aligned to local authority and Welsh Government priorities e.g. climate change, health, air quality issues etc. There are opportunities to promote and market network benefits to bus users/public.</p>
Statutory Partnerships Plus+	As per Statutory Partnerships.
Franchising Plus+	As per Franchising.

⁵¹ Department for Transport. 2020. [TAG Unit M 3.2 Public Transport Assignment](#) - apply 29% for Web Based Information (Table 2 - Valuation of Information Provision) to the RTPI at 1.69 (TAG Table M 3.2.1)

Benefits of Wider Transport Policy

In respect of assessing potential patronage increases due to improved bus networks, application of elasticity-based assessment of demand within this RIA, according to the guidance outlined in WebTAG, is considered a conservative approach. Whilst this approach is widely used, for example in rail patronage forecasting, it does not fully account for step-changes in connectivity due to the fact that it is based on factoring existing bus usage. If demand between an origin-destination pair is very small, application of a significant GJT improvement results in only a small uplift. In considering a comprehensive investment in an integrated public transport network to improve connectivity right across the network, additional mode shift to public transport is likely to be much larger.

In addition to the impacts of significant connectivity improvements, consideration of longer-term elasticities resulting from sustained investment in public transport and measures to manage demand for car trips is required. Llwybr Newydd⁵² sets out Welsh Government's transport ambitions to 2040, and includes the following measures which are pertinent to consideration of the long-term impact of policy on potential demand for buses:

- target of 45% of journeys to be made by public transport, walking and cycling by 2040;
- target of 30% of the workforce to work at or near to home on a regular basis;
- deliver a strategy for fair road-user charging in Wales as part of a broader package of measures to improve travel choices;
- Support measures that move away from individual vehicle ownership to shared solutions, including car-sharing, car clubs, bike sharing and Mobility-as-a-Service (MaaS);

Similar ambitions to reduce the number of journeys taken by private cars and increase the number of people walking, cycling and using public transport. are reflected in other policy, including:

- An aim is to reduce the number of car miles travelled per person by 10% by 2030⁵³;
- Place based approach to land use development, promoting transit orientated development, focusing higher density and mixed-use development around public transport stations and stops and promotion of car-free and low car developments in accessible locations⁵⁴; and
- Carrying out a review of Welsh Government's support for projects to increase road capacity⁵⁵.

It is recognised that supporting a step-change, high growth, modal shift to buses (and trains) will require a large capital investment and ongoing revenue support beyond the current level. Over time, this wider transport policy context, supported by continued investment in the public transport network, is likely to influence perceptions of public transport and support lifestyle choices which mean that more journeys are made by bus (e.g. to reduce household car ownership or to change work/home location).

⁵² Welsh Government. 2021. [Llwybr Newydd: the Wales Transport Strategy](#)

⁵³ Welsh Government. 2021. [Net Zero Wales: Carbon Budget 2 \(2021-2025\)](#)

⁵⁴ Welsh Government. 2021. [Future Wales: The National Plan 2040](#)

⁵⁵ Welsh Government. 2021. [Roads Review](#)

The key assumptions to account for impacts of wider transport policy in each of the modelled scenarios are provided below in Table A2- 11.

Table A2- 11: Summary of Wider Transport Policy Modelling Assumptions by Scenario

Scenario	Summary of Modelling Assumptions
Statutory Partnerships	<p>Wider Transport Policy Not Included</p> <p>Purpose of this scenario is to consider the impact of changes to the regulatory framework for buses in isolation to allow direct comparison between options.</p>
Franchising	<p>Wider Transport Policy Not Included</p> <p>Purpose of this scenario is to consider the impact of changes to the regulatory framework for buses in isolation to allow direct comparison between options.</p>
Statutory Partnerships Plus+	<p>Apply demand multiplier of 2.9 (as per growth in Franchising Plus+ scenario) to account for impact of Wider Transport Policy measures such as road user charging</p> <p>Uplift consistent with Franchising+ scenario to allow direct comparison between scenarios. As this is applied to a lower base demand, the target mode share target set out in Llwybr Newydd would not be met by 2040.</p> <p>It is noted that partnerships will require agreement between operators and local authorities, and compromises may have to be made in terms of what is deliverable. The commercial imperative for operators will be to some extent incompatible with fixing a long-term operational plan needed to create certainty for improvement measures. In addition, agreed network arrangements would require renegotiation every time a 3rd party bus operator intended to operate a new service. As a result, the network is unlikely to be as stable as under franchise arrangements. This would cause significant risks in relation to investment and policy decisions, meaning that wider transport policy would have as significant an impact.</p> <p>That said, it is difficult to assess the potential long-term impacts of wider policy measures with partnerships in place. Use of the same growth rate as the Franchising Plus+ scenario provides a best-case scenario, and a basis for like for like comparison. Although, for the reasons set out above, there are significant risks associated with network stability in a partnership model, and franchising is considered to provide significantly sounder basis for locking-in the benefits of wider transport policy.</p>
Franchising Plus+	<p>Apply demand multiplier of 2.9 to align with mode share targets set out in Llwybr Newydd</p> <p>Equivalent to trebling bus patronage in Wales by 2040 (2018 base year), which is considered consistent with meeting the mode share target set out in Llwybr Newydd.</p> <p>A franchised arrangement will provide long-term, stable and coherent network. This provides a sound basis for incorporating additional investment in public transport infrastructure and policy measures to reduce the number of journeys taken by private cars would have maximum effect.</p>

How can high growth in bus patronage be achieved?

Potential changes in how often people use buses has been investigated to understand how realistic a future high growth bus scenario is. The baseline from which to consider future growth is that current usage of buses in Wales is approximately 100M trips per year (in 2018), which equates to an average 32 trips per person per year. In practice, usage varies from well over 200 trips per year for some people for whom public transport is convenient, to virtually no trips at all for some people.

In order to understand how a step change increase in bus use could be achieved, a potential future scenario has been built based on the following steps

- (1) Survey data collected for South West Wales⁵⁶ provides a basis to understand how public transport usage varies amongst the population. The data provides a range of categories of frequency of bus use (from daily use to less than monthly) and shows the proportion of people in each category of use, including those who never use bus.
- (2) Similar survey data for Germany has been identified which shows typical bus and rail use for each category of use (per week and per month);
- (3) The two sets of data have been compared, from which an illustrative scenario for Wales has been built. This scenario shows that if bus use in Wales jumps one category of use, then a tripling of overall trips could result. For example, this growth scenario would involve people who currently use buses twice a month increasing their use to twice per week.

Data for this illustrative example of how bus use could increase substantially is shown in Table A2- 12 which shows a typical frequency of bus use per week in South West Wales, with an approximate average bus use per head of 37 (which is broadly equivalent to the average Wales bus usage in 2014⁵⁷), and for train trips at 10 trips per head per year⁵⁸. For Germany, the equivalent public transport use per inhabitant per year (in 2018) is estimated at 104 i.e. around 2½ times greater than usage in Wales.

⁵⁶ SWWITCH. 2014. South West Wales Travel Pattern Survey

⁵⁷ Department for Transport. 2021. [BUS0108: Passenger journeys on local bus services by region: Great Britain, annual since 1970](#)

⁵⁸ Welsh Government. 2018. [Statistical Bulletin: Rail transport, April 2017 to March 2018](#)

Table A2- 12: Illustrative example of existing bus mode share

Frequency of Use category	Bus Use (Wales example)			Train Use (Wales example)			Germany - all PT		
	Trips/ month ⁴	Percentage ¹	Trips/1000 people	Trips/ month	Percentage ²	Trips/1000 people	Trips/ month	Percentage ³	Trips/1000 people
Daily	40	2.3%	920	40	1.0%	400	50	13%	6500
1-3 days/week	16	13.8%	2208	12	1.1%	132	20	10%	2000
1-3 days/month	4	3.9%	156	4	4.7%	188	5	13%	650
Less than monthly	1	7.2%	72	1	22.4%	224	1.2	22%	264
Never	0	72.8%	0	0	70.7%	0	0	41%	0
Total trips per 1000 people/month	-	100%	3356	-	100%	944	-	99%	9414
Average Trips/year/person/year ⁴	-	-	37	-	-	10	-	-	104

Notes:

1. Based on Pembrokeshire data from South West Wales Travel Pattern Survey 2014 (SWWITCH); to represent average values for Wales
2. Based on South West Wales data from South West Wales Travel Pattern Survey 2014 (SWWITCH); to represent average values for Wales
3. Based on *Mobility in Germany; 2018 data*⁵⁹. Trip numbers per month have been increased by a factor of 1.25 to represent more trip-making per day in Germany where public transport is more comprehensive.
4. Total trips per year is assumed to be a multiplier of 11 x 1 month of trips to allow for holiday, illness, weather etc for say 1 month when residents do not make local trips.

Inspection of data for public transport usage in Germany (in Table A2- 12) shows that the difference between Wales and Germany is that the frequency of weekly usage in Germany is effectively a category higher than is the case in Wales. For example, in Wales, around 14% of people use buses between once and three times per week, whereas in Germany 13% of people use public transport on a daily basis⁵⁹.

Table A2- 13 provides an illustrative basis for a future high growth scenario for Wales, in which the use of buses is assumed to increase by one 'frequency of use' category. For example, people who currently use buses 1-3 times a month increase their usage to 1-3 times per week and so on. The proportion of people who never use buses has been reduced to 41% to match average German public transport usage. As can be seen in Table A2- 13, this high growth scenario results in bus usage at around three times current use (at 105 trips per inhabitant, compared to a baseline of 37 trips per inhabitant), and it is also noted that over 95% of these bus trips are made by people who already use buses.

⁵⁹ Federal Ministry of Transport and Digital Infrastructure. 2019. [Mobility Trends in Germany](#)

Table A2- 13: Illustrative example of potential future bus mode share

Frequency of Use category	Bus Use (Existing estimation)			Bus Use (Potential future estimation)		
	Trips/ month	Percentage	Trips/1000 people	Trips/ month	Percentage	Trips/1000 people
Daily	40	2.3%	920	50	16.1%	8050
1-3 days/week	16	13.8%	2208	20	3.9%	780
1-3 days/month	4	3.9%	156	5	7.2%	360
Less than monthly	1	7.2%	72	1.2	31.8%	382
Never	0	72.8%	0	0	41.0%	0
Total trips per 1,000 people/month	-	100%	3,356	-	100%	9,572
Average Trips/year/person/year	-	-	37	-	-	105

It is concluded that a high growth bus patronage scenario (of around two to three times current usage) represents a plausible target and potential realistic outcome, with bus as a key part of a multi-modal metro system across Wales, and appropriate investment and governance in place, including policy-based initiatives to promote use of public transport over private car travel and investment in s for the most densely populated parts of Wales.

It should be noted that this representation of future bus trips per inhabitant is not intended to represent a forecast but is instead meant as an illustrative example of how people’s willingness to use bus more can translate into a significantly higher mode use.

Aligning the Economic Appraisal with Welsh Government's Strategic Objectives

Overview

Welsh Government have set out ten strategic well-being objectives in the Programme for Government⁶⁰. These priorities are reflected in the new Wales Transport Strategy, Llwybr Newydd⁶¹ which sets out the Welsh Government's specific priorities for transport in detail.

Drawing on, and synthesising, the well-being objectives, the specific commitments set out in the Programme for Government and Llwybr Newydd, key Welsh Government values pertinent to this RIA comprise:

- Promoting well-being and health;
- Addressing climate change;
- Promoting social justice; and
- Improving the quality of jobs and increasing employment.

This section describes how general principles set out in the Green Book⁶² have been applied in a way that is fully aligned with the values and strategic transport objectives of the Welsh Government, taking each of the strategic objectives above in turn. Adjustments to the modelling are applied consistently across all scenarios.

Promoting well-being and health

It is recognised that transport has a wide range of implications on both health and general well-being. There is a large body of evidence linking active travel to better health and well-being outcomes, with successful projects showing high value for money once the health benefits are monetised.

Increased use of bus services is associated with greater levels of walking amongst passengers to access/egress to/from bus stops. The World Health Organisation (WHO) Health Economic Assessment Tool (HEAT) has been used to estimate the monetised health benefits of increased walking to and from bus stops. HEAT is an open-source online tool used to estimate the value of reduced mortality that results from regular walking or cycling. It calculates the economic value of mortality rate improvements as a result of a specified increase in walking/cycling distances due to transport interventions, with the aim of facilitating evidence-based decision-making. HEAT is recognised as an industry standard

⁶⁰ Welsh Government. 2021. [Programme for government 2021 to 2026: Well-being statement](#)

⁶¹ Welsh Government. 2021. [Llwybr Newydd: The Wales Transport Strategy](#)

⁶² HM Treasury. 2020. [The Green Book: central government guidance on appraisal and evaluation](#)

tool and has been applied on several active travel related projects across the UK^{63,64,65}, including in Wales⁶⁶, to make the case for investment.

Based on input parameters specifically for Wales, a unit rate of £853 has been obtained from HEAT, which is an estimate of the annual economic value of reduced mortality per person, per kilometre of additional walking. This unit rate is applied in the model to for trips switching from car to bus (calculated based on WebTAG diversion factors) to account for additional walking to/from bus trips, based on an additional walk of 1,160m per bus trip (580m access to origin bus stop and 580m egress from destination bus stop)⁶⁷.

However there is also likely to be some disbenefit resulting from current walking trips that switch to bus as a result of improved service provision. To account for this, it is assumed that existing walking trips switching to bus (calculated based on WebTAG diversion factors). Would involve 570m less walking, based on an average walking trip distance (1,150m²⁰) minus the average walk to a bus stop (580m²⁰). This assumes that people switching to bus would walk half as far to a bus stop on average, as journeys with a shorter walking distance to bus stops are more in scope to be replaced by bus trips, rather than walking the whole way.

Other health benefits would arise from improved local air quality and reduced noise, associated with mode shift from car to cleaner, ultra-low emission buses. In addition, factors such as journey time reliability, crowding and comfort all affect passenger satisfaction and could have a positive impact on wellbeing. Whilst these impacts could be significant, they have not been quantified at this stage.

Addressing climate change

The impacts of climate change and associated adaptation and mitigation measures are a key concern for the Welsh Government both in the short and long term. All projects must adhere to carbon budgets and need to align with achieving net zero carbon emissions by 2050.

Carbon prices are a central element in determining the environmental impact of a project. The Green Book uses carbon prices⁶⁸ that are aligned with Welsh Government policies and that thus adhere to the goal of net-zero emissions in 2050. To reflect uncertainty in quantifying the cost of carbon emissions, the guidelines provide a central estimate, accompanied by higher and lower series. The higher series has been used in the economic appraisal to reflect the high focus the Welsh Government has on reducing carbon emissions.

Quantifying local air pollution and noise form another vital part of understanding the environmental impacts of policy. The economic benefits associated with mode share to bus are included within the appraisal as part of the Marginal External Costs (MECs) calculations, based on WebTAG guidance.

⁶³ Transport for London. 2015. [Valuing the health benefits of transport schemes](#)

⁶⁴ Transport for Greater Manchester. 2013. [Vélocity 2025: A cycling plan for 2025 and beyond](#)

⁶⁵ SEStran. 2020. [Cross boundary active travel routes, connecting people and places](#)

⁶⁶ NRW. 2014. [Economic assessment of the health benefits of walking the Wales Coast Path](#)

⁶⁷ WYG. 2015. [How far do people walk?](#)

⁶⁸ BEIS. 2021. [Valuation of greenhouse gas emissions: for policy appraisal and evaluation](#)

Discount rate

The Green Book applies a standard discount rate of 3.5% per annum to future benefits and costs. In effect, this discount rate gives preference to present benefits over future benefits, reflecting the view that people generally prefer to receive goods and services now rather than later.

The Green Book provides scope for appraisals to use lower discount rates in appropriate cases to ensure that very long-term costs and benefits are given proper consideration. In order to reflect Welsh Government's long-term view and consideration of the impact of policy decisions on future generations rather than a focus on short term impacts, a lower discount rate of 1.5% has been applied in the appraisal to benefits associated with health, well-being, and the environment. This means that long-term impacts on these items are not reduced by as much as other future benefits when performing BCR calculations.

Promoting social justice

Distributional Analysis

Promoting social justice and combatting the adverse effects of inequality are given high priority by the Welsh Government. Distributional analysis refers to the assessment of the impact of interventions on different groups in society. Although it is not proportionate to conduct a full assessment of distributional impacts at this stage, the HM Treasury Green Book provides a technique to assess the impact on people of different income levels.

Distributional weights that reflect the economic principle of marginal utility of income have been applied in the modelling (i.e. that the value of an additional pound of income is higher for a low-income individual than a high-income individual). DfT National Travel Survey data on the number of bus trips per person per year by income quintile have been utilised (the data covers England, but the pattern is assumed to be the same for Wales). This shows that the distribution of bus passengers is 'skewed' towards the lower-income quintiles. This is combined with information on income in each quintile from the Department for Work and Pensions and the recommended Green Book marginal utility of income (1.3) to produce weights to apply to the user benefits estimates.

Social Value

While most interventions are modelled through adjustments to GJTs or costs, there are some exceptions, in which interventions have been modelled as a direct uplift in demand, without a corresponding change in GJT or cost. For example, in the case of the provision of extra Sunday services, the effect of the intervention is to provide users with a travel opportunity that would not otherwise be available. Such an improvement does not lend itself to measurement through changes in GJT.

In such cases, a 'Social Value' methodology has been employed. The social value of bus travel refers to the principle that the provision of bus services enables certain trips that would otherwise not be made at all, thereby allowing people to undertake a wider range of activities. The guidance in WebTAG, which is based on a 2013 study⁶⁹, provides a

⁶⁹ Mott Macdonald. 2013. [Valuing the social impacts of public transport](#)

methodology for splitting out the social benefit of a bus proposal from the overall impact as calculated using the rule of half.

The values identified in Table A2- 14, as set out in WebTAG are applied in the model to monetise the value of wholly 'new' bus trips, that would not take place if the bus service were not available (based on values provided in WebTAG)

Table A2- 14: Value of Social Impact

Value of social impact per return bus trip that would not be made (2010 prices)	
Concessionary Pass Holder	£3.84
Non-Holder	£8.17

Improving the quality of jobs and increasing employment

Agglomeration Impacts

Helping disadvantaged groups access employment and improving the quality of jobs, productivity and pay are key priorities for the Welsh Government. Improved bus networks can promote the effective matching of people to jobs and lead to better employment prospects as well as increasing effective economic mass and other benefits such as widening labour pools for businesses.

Improved bus networks, particularly in major urban areas could improve employment accessibility and labour supply, therefore having a direct impact on wage earnings and job choices⁷⁰. These agglomeration benefits can be calculated quantitatively to using expected density changes to calculate productivity⁷¹, however this has not been undertaken at this stage due to limited data available for the Welsh context. Instead, these impacts are referred to qualitatively within the RIA.

⁷⁰ Börjesson et al. 2019. [Agglomeration, productivity and the role of transport system improvements](#)

⁷¹ Graham, D. and Gibbons, S. 2018. [Quantifying Wider Economic Impacts of Agglomeration for Transport Appraisal: Existing Evidence and Future Directions](#)

Appendix 3: Cost and Benefits Estimates Summary

Adjusted Cost and Benefits Estimates Summary

A breakdown of estimates of costs and benefits for the four scenarios as presented in the RIA are included in the following tables:

Table A3- 1: Cost and benefit estimates for Statutory Partnerships (2020 prices);

Table A3- 2: Cost and benefit estimates for Statutory Partnerships Plus+ (2020 prices);

Table A3- 3: Cost and benefit estimates for Franchising (2020 prices); and

Table A3- 4: Cost and benefit estimates for Franchising Plus+ (2020 prices).

These results include the following adjustments made in the economic appraisal to align with Welsh Government's strategic objectives, described further in Appendix 2:

- Income distribution uplift factor included (taken from Green Book guidance on distributional weightings)
- High carbon values used (as opposed to central values, as per WebTAG)
- Lower discount rate of 1.5% applied to benefits associated with health, well-being, and the environment

Unadjusted Cost and Benefits Estimates Summary

The second set of tables show unadjusted estimates of costs and benefits for the four scenarios, with standard Green Book inputs applied. These results are not presented within the RIA, but are included here for comparison purposes:

Table A3- 5: Cost and benefit estimates for Statutory Partnerships (Unadjusted, 2020 prices);

Table A3- 6: Cost and benefit estimates for Statutory Partnerships Plus+ (Unadjusted, 2020 prices);

Table A3- 7: Cost and benefit estimates for Franchising (Unadjusted, 2020 prices); and

Table A3- 8: Cost and benefit estimates for Franchising Plus+ (Unadjusted, 2020 prices).

In overview, it can be seen that the adjustments recommended by Treasury guidance to place higher value on Welsh Government objectives produce an uplift in the BCR values in the order of 50%.

Note on presentation of public funding / subsidy costs

For transparency, the economic modelling for this RIA retains line items that show the existing funding mechanisms – ‘Concessionary Reimbursement’ and ‘BSSG’ – and the changes to their amounts resulting from any interventions. The ‘Change in Public Funding’ line considers any additional change to funding requirements above and beyond the existing defined mechanisms.

In practice, under a franchising model concessionary fare reimbursement and BSSG payments could be stopped, with payments to operators streamlined under a contract agreed with the franchising authority. The net effect on the public transport budget would be the same whether the funding comes from concessionary reimbursement or a contract fee, as, if subsidy/reimbursement payments were scrapped then operators would expect an additional contract fee to make up for lost revenue and maintain profitability.

Likewise, in the modelling, rearranging costs between ‘Concessionary Reimbursement’, ‘BSSG’ and ‘Change in Public Funding’ line items does not affect the overall size of the Present Value of Costs or Present Value of Benefits. As franchising arrangements are yet to be fully defined, for the purposes of this RIA, the presentation of these line items is consistent in all scenarios to allow direct comparison between the franchising and quality partnerships options, and avoid getting lost in the detail of exactly how different pots of funding will be named/defined in future

Table A3- 1: Cost and benefit estimates for Statutory Partnerships (2020 prices)

Item	Organisation	Summary Grouping	WG/TfW	LA/CJCs	Operators	Users	Total
Costs							
WG Setup	WG/TfW	Transitional Costs	£0.2 M	-	-	-	£0.2 M
LA Setup	LAs/CJCs	Transitional Costs	-	£3.1 M	-	-	£3.1 M
LA Setup (Subsequent)	LAs/CJCs	Transitional Costs	-	£4.8 M	-	-	£4.8 M
Operators Setup	Operators	Transitional Costs	-	-	£5.2 M	-	£5.2 M
Operator Setup (Subsequent)	Operators	Transitional Costs	-	-	£8.0 M	-	£8.0 M
WG Recurring	WG/TfW	Recurring Costs	£7.9 M	-	-	-	£7.9 M
LA Recurring	LAs/CJCs	Recurring Costs	-	£13.8 M	-	-	£13.8 M
Operators Recurring	Operators	Recurring Costs	-	-	£13.8 M	-	£13.8 M
Capex	WG/TfW	Capital Costs	£23.5 M	-	-	-	£23.5 M
Infrastructure Opex	LAs/CJCs	Recurring Costs	-	-	-	-	-
Concessionary Reimbursement	WG/TfW	Recurring Costs	£88.7 M	-	-	-	£88.7 M
BSSG	WG/TfW	Recurring Costs	£61.9 M	-	-	-	£61.9 M
Change in Public Funding	WG/TfW	Recurring Costs	-£48.5 M	-	-	-	-£48.5 M
Benefits							
Operator Revenue	Operators	Financial Benefits	-	-	£142.7 M	-	£142.7 M
Concessionary Reimbursement	Operators	Financial Benefits	-	-	£88.7 M	-	£88.7 M
BSSG	Operators	Financial Benefits	-	-	£61.9 M	-	£61.9 M
Change in Public Funding	Operators	Financial Benefits	-	-	-£48.5 M	-	-£48.5 M
Operator Opex	Operators	Financial Benefits	-	-	-£222.6 M	-	-£222.6 M
User Benefits - Journey Time & Quality	Users	Economic Benefits	-	-	-	£1,748.3 M	£1,748.3 M
User Benefits - Health	Users	Economic Benefits	-	-	-	£94.0 M	£94.0 M
Congestion	Users	Economic Benefits	-	-	-	£34.7 M	£34.7 M
Other Non-User Benefits	Users	Economic Benefits	-	-	-	£7.8 M	£7.8 M
Greenhouse Gases	Users	Economic Benefits	-	-	-	£36.5 M	£36.5 M
Indirect Taxation	Users	Economic Benefits	-	-	-	-£41.1 M	-£41.1 M
Summary							
Capital Costs			£23.5 M	-	-	-	£23.5 M
Transitional Costs			£0.2 M	£8.0 M	£13.3 M	-	£21.4 M
Recurring Costs			£110.0 M	£13.8 M	£13.8 M	-	£137.7 M
Total Costs			£133.7 M	£21.8 M	£27.1 M	-	£182.6 M
Financial Benefits			-	-	£22.3 M	-	£22.3 M
Economic Benefits			-	-	-	£1,880.1 M	£1,880.1 M
Total Benefits			-	-	£22.3 M	£1,880.1 M	£1,902.4 M
Net Present Value (+ve = net benefit)			-£133.7 M	-£21.8 M	-£4.9 M	£1,880.1 M	£1,719.7 M
BCR							10.4
Notes							
1. The values shown are approximate are intended to provide only indicative forecasts of costs and benefits (and are discounted to 2020 prices over a 30-year appraisal period)							

Table A3- 2: Cost and benefit estimates for Statutory Partnerships Plus+ (2020 prices)

Item	Organisation	Summary Grouping	WG/TfW	LA/CJCs	Operators	Users	Total
Costs							
WG Setup	WG/TfW	Transitional Costs	£0.2 M	-	-	-	£0.2 M
LA Setup	LAs/CJCs	Transitional Costs	-	£3.1 M	-	-	£3.1 M
LA Setup (Subsequent)	LAs/CJCs	Transitional Costs	-	£4.8 M	-	-	£4.8 M
Operators Setup	Operators	Transitional Costs	-	-	£5.2 M	-	£5.2 M
Operator Setup (Subsequent)	Operators	Transitional Costs	-	-	£8.0 M	-	£8.0 M
WG Recurring	WG/TfW	Recurring Costs	£7.9 M	-	-	-	£7.9 M
LA Recurring	LAs/CJCs	Recurring Costs	-	£13.8 M	-	-	£13.8 M
Operators Recurring	Operators	Recurring Costs	-	-	£13.8 M	-	£13.8 M
Capex	WG/TfW	Capital Costs	£3,422.8 M	-	-	-	£3,422.8 M
Infrastructure Opex	LAs/CJCs	Recurring Costs	-	£2,338.8 M	-	-	£2,338.8 M
Concessionary Reimbursement	WG/TfW	Recurring Costs	£1,209.5 M	-	-	-	£1,209.5 M
BSSG	WG/TfW	Recurring Costs	£61.9 M	-	-	-	£61.9 M
Change in Public Funding	WG/TfW	Recurring Costs	-£2,913.3 M	-	-	-	-£2,913.3 M
Benefits							
Operator Revenue	Operators	Financial Benefits	-	-	£1,843.7 M	-	£1,843.7 M
Concessionary Reimbursement	Operators	Financial Benefits	-	-	£1,209.5 M	-	£1,209.5 M
BSSG	Operators	Financial Benefits	-	-	£61.9 M	-	£61.9 M
Change in Public Funding	Operators	Financial Benefits	-	-	-£2,913.3 M	-	-£2,913.3 M
Operator Opex	Operators	Financial Benefits	-	-	-£183.5 M	-	-£183.5 M
User Benefits - Journey Time & Quality	Users	Economic Benefits	-	-	-	£4,304.9 M	£4,304.9 M
User Benefits - Health	Users	Economic Benefits	-	-	-	£1,367.8 M	£1,367.8 M
Congestion	Users	Economic Benefits	-	-	-	£502.1 M	£502.1 M
Other Non-User Benefits	Users	Economic Benefits	-	-	-	£108.7 M	£108.7 M
Greenhouse Gases	Users	Economic Benefits	-	-	-	£113.0 M	£113.0 M
Indirect Taxation	Users	Economic Benefits	-	-	-	-£433.3 M	-£433.3 M
Summary							
Capital Costs			£3,422.8 M	-	-	-	£3,422.8 M
Transitional Costs			£0.2 M	£8.0 M	£13.3 M	-	£21.4 M
Recurring Costs			-£1,633.9 M	£2,352.6 M	£13.8 M	-	£732.5 M
Total Costs			£1,789.1 M	£2,360.6 M	£27.1 M	-	£4,176.8 M
Financial Benefits			-	-	£18.4 M	-	£18.4 M
Economic Benefits			-	-	-	£5,963.2 M	£5,963.2 M
Total Benefits			-	-	£18.4 M	£5,963.2 M	£5,981.5 M
Net Present Value (+ve = net benefit)			-£1,789.1 M	-£2,360.6 M	-£8.8 M	£5,963.2 M	£1,804.7 M
BCR							1.4
Notes							
1. The values shown are approximate are intended to provide only indicative forecasts of costs and benefits (and are discounted to 2020 prices over a 30-year appraisal period)							

Table A3- 3: Cost and benefit estimates for Franchising (2020 prices)

Item	Organisation	Summary Grouping	WG/TfW	LA/CJCs	Operators	Users	Total
Costs							
WG Setup	WG/TfW	Transitional Costs	£12.4 M	-	-	-	£12.4 M
LA Setup	LAs/CJCs	Transitional Costs	-	£51.9 M	-	-	£51.9 M
LA Setup (Subsequent)	LAs/CJCs	Transitional Costs	-	-	-	-	-
Operators Setup	Operators	Transitional Costs	-	-	£16.8 M	-	£16.8 M
Operator Setup (Subsequent)	Operators	Transitional Costs	-	-	£10.2 M	-	£10.2 M
WG Recurring	WG/TfW	Recurring Costs	£15.7 M	-	-	-	£15.7 M
LA Recurring	LAs/CJCs	Recurring Costs	-	£73.7 M	-	-	£73.7 M
Operators Recurring	Operators	Recurring Costs	-	-	-	-	-
Capex	WG/TfW	Capital Costs	£23.1 M	-	-	-	£23.1 M
Infrastructure Opex	LAs/CJCs	Recurring Costs	-	-	-	-	-
Concessionary Reimbursement	WG/TfW	Recurring Costs	£158.3 M	-	-	-	£158.3 M
BSSG	WG/TfW	Recurring Costs	£61.9 M	-	-	-	£61.9 M
Change in Public Funding	WG/TfW	Recurring Costs	-£252.3 M	-	-	-	-£252.3 M
Benefits							
Operator Revenue	Operators	Financial Benefits	-	-	£273.7 M	-	£273.7 M
Concessionary Reimbursement	Operators	Financial Benefits	-	-	£158.3 M	-	£158.3 M
BSSG	Operators	Financial Benefits	-	-	£61.9 M	-	£61.9 M
Change in Public Funding	Operators	Financial Benefits	-	-	-£252.3 M	-	-£252.3 M
Operator Opex	Operators	Financial Benefits	-	-	-£219.7 M	-	-£219.7 M
User Benefits - Journey Time & Quality	Users	Economic Benefits	-	-	-	£3,419.7 M	£3,419.7 M
User Benefits - Health	Users	Economic Benefits	-	-	-	£177.4 M	£177.4 M
Congestion	Users	Economic Benefits	-	-	-	£67.4 M	£67.4 M
Other Non-User Benefits	Users	Economic Benefits	-	-	-	£15.0 M	£15.0 M
Greenhouse Gases	Users	Economic Benefits	-	-	-	£151.5 M	£151.5 M
Indirect Taxation	Users	Economic Benefits	-	-	-	-£124.2 M	-£124.2 M
Summary							
Capital Costs			£23.1 M	-	-	-	£23.1 M
Transitional Costs			£12.4 M	£51.9 M	£27.0 M	-	£91.3 M
Recurring Costs			-£16.3 M	£73.7 M	-	-	£57.4 M
Total Costs			£19.2 M	£125.7 M	£27.0 M	-	£171.8 M
Financial Benefits			-	-	£22.0 M	-	£22.0 M
Economic Benefits			-	-	-	£3,706.8 M	£3,706.8 M
Total Benefits			-	-	£22.0 M	£3,706.8 M	£3,728.7 M
Net Present Value (+ve = net benefit)			-£19.2 M	-£125.7 M	-£5.0 M	£3,706.8 M	£3,556.9 M
BCR							21.7
Notes							
1. The values shown are approximate are intended to provide only indicative forecasts of costs and benefits (and are discounted to 2020 prices over a 30-year appraisal period)							

Table A3- 4: Cost and benefit estimates for Franchising Plus+ (2020 prices)

Item	Organisation	Summary Grouping	WG/TfW	LA/CJCs	Operators	Users	Total
Costs							
WG Setup	WG/TfW	Transitional Costs	£12.4 M	-	-	-	£12.4 M
LA Setup	LAs/CJCs	Transitional Costs	-	£51.9 M	-	-	£51.9 M
LA Setup (Subsequent)	LAs/CJCs	Transitional Costs	-	-	-	-	-
Operators Setup	Operators	Transitional Costs	-	-	£16.8 M	-	£16.8 M
Operator Setup (Subsequent)	Operators	Transitional Costs	-	-	£10.2 M	-	£10.2 M
WG Recurring	WG/TfW	Recurring Costs	£15.7 M	-	-	-	£15.7 M
LA Recurring	LAs/CJCs	Recurring Costs	-	£73.7 M	-	-	£73.7 M
Operators Recurring	Operators	Recurring Costs	-	-	-	-	-
Capex	WG/TfW	Capital Costs	£3,412.1 M	-	-	-	£3,412.1 M
Infrastructure Opex	LAs/CJCs	Recurring Costs	-	£2,333.8 M	-	-	£2,333.8 M
Concessionary Reimbursement	WG/TfW	Recurring Costs	£1,363.9 M	-	-	-	£1,363.9 M
BSSG	WG/TfW	Recurring Costs	£61.9 M	-	-	-	£61.9 M
Change in Public Funding	WG/TfW	Recurring Costs	-£3,351.2 M	-	-	-	-£3,351.2 M
Benefits							
Operator Revenue	Operators	Financial Benefits	-	-	£2,127.2 M	-	£2,127.2 M
Concessionary Reimbursement	Operators	Financial Benefits	-	-	£1,363.9 M	-	£1,363.9 M
BSSG	Operators	Financial Benefits	-	-	£61.9 M	-	£61.9 M
Change in Public Funding	Operators	Financial Benefits	-	-	-£3,351.2 M	-	-£3,351.2 M
Operator Opex	Operators	Financial Benefits	-	-	-£183.5 M	-	-£183.5 M
User Benefits - Journey Time & Quality	Users	Economic Benefits	-	-	-	£7,231.0 M	£7,231.0 M
User Benefits - Health	Users	Economic Benefits	-	-	-	£1,552.6 M	£1,552.6 M
Congestion	Users	Economic Benefits	-	-	-	£574.5 M	£574.5 M
Other Non-User Benefits	Users	Economic Benefits	-	-	-	£124.5 M	£124.5 M
Greenhouse Gases	Users	Economic Benefits	-	-	-	£133.8 M	£133.8 M
Indirect Taxation	Users	Economic Benefits	-	-	-	-£498.1 M	-£498.1 M
Summary							
Capital Costs			£3,412.1 M	-	-	-	£3,412.1 M
Transitional Costs			£12.4 M	£51.9 M	£27.0 M	-	£91.3 M
Recurring Costs			-£1,909.6 M	£2,407.5 M	-	-	£497.8 M
Total Costs			£1,514.8 M	£2,459.4 M	£27.0 M	-	£4,001.2 M
Financial Benefits			-	-	£18.4 M	-	£18.4 M
Economic Benefits			-	-	-	£9,118.4 M	£9,118.4 M
Total Benefits			-	-	£18.4 M	£9,118.4 M	£9,136.8 M
Net Present Value (+ve = net benefit)			-£1,514.8 M	-£2,459.4 M	-£8.6 M	£9,118.4 M	£5,135.6 M
BCR							2.3
Notes							
1. The values shown are approximate are intended to provide only indicative forecasts of costs and benefits (and are discounted to 2020 prices over a 30-year appraisal period)							

Table A3- 5: Cost and benefit estimates for Statutory Partnerships (Unadjusted, 2020 prices)

Item	Organisation	Summary Grouping	WG/TfW	LA/CJCs	Operators	Users	Total
Costs							
WG Setup	WG/TfW	Transitional Costs	£0.2 M	-	-	-	£0.2 M
LA Setup	LAs/CJCs	Transitional Costs	-	£3.1 M	-	-	£3.1 M
LA Setup (Subsequent)	LAs/CJCs	Transitional Costs	-	£4.8 M	-	-	£4.8 M
Operators Setup	Operators	Transitional Costs	-	-	£5.2 M	-	£5.2 M
Operator Setup (Subsequent)	Operators	Transitional Costs	-	-	£8.0 M	-	£8.0 M
WG Recurring	WG/TfW	Recurring Costs	£7.9 M	-	-	-	£7.9 M
LA Recurring	LAs/CJCs	Recurring Costs	-	£13.8 M	-	-	£13.8 M
Operators Recurring	Operators	Recurring Costs	-	-	£13.8 M	-	£13.8 M
Capex	WG/TfW	Capital Costs	£23.5 M	-	-	-	£23.5 M
Infrastructure Opex	LAs/CJCs	Recurring Costs	-	-	-	-	-
Concessionary Reimbursement	WG/TfW	Recurring Costs	£88.7 M	-	-	-	£88.7 M
BSSG	WG/TfW	Recurring Costs	£61.9 M	-	-	-	£61.9 M
Change in Public Funding	WG/TfW	Recurring Costs	-£48.5 M	-	-	-	-£48.5 M
Benefits							
Operator Revenue	Operators	Financial Benefits	-	-	£142.7 M	-	£142.7 M
Concessionary Reimbursement	Operators	Financial Benefits	-	-	£88.7 M	-	£88.7 M
BSSG	Operators	Financial Benefits	-	-	£61.9 M	-	£61.9 M
Change in Public Funding	Operators	Financial Benefits	-	-	-£48.5 M	-	-£48.5 M
Operator Opex	Operators	Financial Benefits	-	-	-£222.6 M	-	-£222.6 M
User Benefits - Journey Time & Quality	Users	Economic Benefits	-	-	-	£1,173.3 M	£1,173.3 M
User Benefits - Health	Users	Economic Benefits	-	-	-	£65.5 M	£65.5 M
Congestion	Users	Economic Benefits	-	-	-	£34.7 M	£34.7 M
Other Non-User Benefits	Users	Economic Benefits	-	-	-	£7.2 M	£7.2 M
Greenhouse Gases	Users	Economic Benefits	-	-	-	£17.7 M	£17.7 M
Indirect Taxation	Users	Economic Benefits	-	-	-	-£41.1 M	-£41.1 M
Summary							
Capital Costs			£23.5 M	-	-	-	£23.5 M
Transitional Costs			£0.2 M	£8.0 M	£13.3 M	-	£21.4 M
Recurring Costs			£110.0 M	£13.8 M	£13.8 M	-	£137.7 M
Total Costs			£133.7 M	£21.8 M	£27.1 M	-	£182.6 M
Financial Benefits			-	-	£22.3 M	-	£22.3 M
Economic Benefits			-	-	-	£1,257.3 M	£1,257.3 M
Total Benefits			-	-	£22.3 M	£1,257.3 M	£1,279.6 M
Net Present Value (+ve = net benefit)			-£133.7 M	-£21.8 M	-£4.9 M	£1,257.3 M	£1,096.9 M
BCR							7.0
Notes							
1. The values shown are approximate are intended to provide only indicative forecasts of costs and benefits (and are discounted to 2020 prices over a 30-year appraisal period)							

Table A3- 6: Cost and benefit estimates for Statutory Partnerships Plus+ (Unadjusted, 2020 prices)

Item	Organisation	Summary Grouping	WG/TfW	LA/CJCs	Operators	Users	Total
Costs							
WG Setup	WG/TfW	Transitional Costs	£0.2 M	-	-	-	£0.2 M
LA Setup	LAs/CJCs	Transitional Costs	-	£3.1 M	-	-	£3.1 M
LA Setup (Subsequent)	LAs/CJCs	Transitional Costs	-	£4.8 M	-	-	£4.8 M
Operators Setup	Operators	Transitional Costs	-	-	£5.2 M	-	£5.2 M
Operator Setup (Subsequent)	Operators	Transitional Costs	-	-	£8.0 M	-	£8.0 M
WG Recurring	WG/TfW	Recurring Costs	£7.9 M	-	-	-	£7.9 M
LA Recurring	LAs/CJCs	Recurring Costs	-	£13.8 M	-	-	£13.8 M
Operators Recurring	Operators	Recurring Costs	-	-	£13.8 M	-	£13.8 M
Capex	WG/TfW	Capital Costs	£3,422.8 M	-	-	-	£3,422.8 M
Infrastructure Opex	LAs/CJCs	Recurring Costs	-	£2,338.8 M	-	-	£2,338.8 M
Concessionary Reimbursement	WG/TfW	Recurring Costs	£1,209.5 M	-	-	-	£1,209.5 M
BSSG	WG/TfW	Recurring Costs	£61.9 M	-	-	-	£61.9 M
Change in Public Funding	WG/TfW	Recurring Costs	-£2,913.3 M	-	-	-	-£2,913.3 M
Benefits							
Operator Revenue	Operators	Financial Benefits	-	-	£1,843.7 M	-	£1,843.7 M
Concessionary Reimbursement	Operators	Financial Benefits	-	-	£1,209.5 M	-	£1,209.5 M
BSSG	Operators	Financial Benefits	-	-	£61.9 M	-	£61.9 M
Change in Public Funding	Operators	Financial Benefits	-	-	-£2,913.3 M	-	-£2,913.3 M
Operator Opex	Operators	Financial Benefits	-	-	-£183.5 M	-	-£183.5 M
User Benefits - Journey Time & Quality	Users	Economic Benefits	-	-	-	£2,889.1 M	£2,889.1 M
User Benefits - Health	Users	Economic Benefits	-	-	-	£861.4 M	£861.4 M
Congestion	Users	Economic Benefits	-	-	-	£502.1 M	£502.1 M
Other Non-User Benefits	Users	Economic Benefits	-	-	-	£98.7 M	£98.7 M
Greenhouse Gases	Users	Economic Benefits	-	-	-	£63.2 M	£63.2 M
Indirect Taxation	Users	Economic Benefits	-	-	-	-£433.3 M	-£433.3 M
Summary							
Capital Costs			£3,422.8 M	-	-	-	£3,422.8 M
Transitional Costs			£0.2 M	£8.0 M	£13.3 M	-	£21.4 M
Recurring Costs			-£1,633.9 M	£2,352.6 M	£13.8 M	-	£732.5 M
Total Costs			£1,789.1 M	£2,360.6 M	£27.1 M	-	£4,176.8 M
Financial Benefits			-	-	£18.4 M	-	£18.4 M
Economic Benefits			-	-	-	£3,981.1 M	£3,981.1 M
Total Benefits			-	-	£18.4 M	£3,981.1 M	£3,999.5 M
Net Present Value (+ve = net benefit)			-£1,789.1 M	-£2,360.6 M	-£8.8 M	£3,981.1 M	-£177.3 M
BCR							1.0
Notes							
1. The values shown are approximate are intended to provide only indicative forecasts of costs and benefits (and are discounted to 2020 prices over a 30-year appraisal period)							

Table A3- 7: Cost and benefit estimates for Franchising (Unadjusted, 2020 prices)

Item	Organisation	Summary Grouping	WG/TfW	LA/CJCs	Operators	Users	Total
Costs							
WG Setup	WG/TfW	Transitional Costs	£12.4 M	-	-	-	£12.4 M
LA Setup	LAs/CJCs	Transitional Costs	-	£51.9 M	-	-	£51.9 M
LA Setup (Subsequent)	LAs/CJCs	Transitional Costs	-	-	-	-	-
Operators Setup	Operators	Transitional Costs	-	-	£16.8 M	-	£16.8 M
Operator Setup (Subsequent)	Operators	Transitional Costs	-	-	£10.2 M	-	£10.2 M
WG Recurring	WG/TfW	Recurring Costs	£15.7 M	-	-	-	£15.7 M
LA Recurring	LAs/CJCs	Recurring Costs	-	£73.7 M	-	-	£73.7 M
Operators Recurring	Operators	Recurring Costs	-	-	-	-	-
Capex	WG/TfW	Capital Costs	£23.1 M	-	-	-	£23.1 M
Infrastructure Opex	LAs/CJCs	Recurring Costs	-	-	-	-	-
Concessionary Reimbursement	WG/TfW	Recurring Costs	£158.3 M	-	-	-	£158.3 M
BSSG	WG/TfW	Recurring Costs	£61.9 M	-	-	-	£61.9 M
Change in Public Funding	WG/TfW	Recurring Costs	-£252.3 M	-	-	-	-£252.3 M
Benefits							
Operator Revenue	Operators	Financial Benefits	-	-	£273.7 M	-	£273.7 M
Concessionary Reimbursement	Operators	Financial Benefits	-	-	£158.3 M	-	£158.3 M
BSSG	Operators	Financial Benefits	-	-	£61.9 M	-	£61.9 M
Change in Public Funding	Operators	Financial Benefits	-	-	-£252.3 M	-	-£252.3 M
Operator Opex	Operators	Financial Benefits	-	-	-£219.7 M	-	-£219.7 M
User Benefits - Journey Time & Quality	Users	Economic Benefits	-	-	-	£2,295.0 M	£2,295.0 M
User Benefits - Health	Users	Economic Benefits	-	-	-	£120.2 M	£120.2 M
Congestion	Users	Economic Benefits	-	-	-	£67.4 M	£67.4 M
Other Non-User Benefits	Users	Economic Benefits	-	-	-	£13.8 M	£13.8 M
Greenhouse Gases	Users	Economic Benefits	-	-	-	£82.4 M	£82.4 M
Indirect Taxation	Users	Economic Benefits	-	-	-	-£124.2 M	-£124.2 M
Summary							
Capital Costs			£23.1 M	-	-	-	£23.1 M
Transitional Costs			£12.4 M	£51.9 M	£27.0 M	-	£91.3 M
Recurring Costs			-£16.3 M	£73.7 M	-	-	£57.4 M
Total Costs			£19.2 M	£125.7 M	£27.0 M	-	£171.8 M
Financial Benefits			-	-	£22.0 M	-	£22.0 M
Economic Benefits			-	-	-	£2,454.6 M	£2,454.6 M
Total Benefits			-	-	£22.0 M	£2,454.6 M	£2,476.6 M
Net Present Value (+ve = net benefit)			-£19.2 M	-£125.7 M	-£5.0 M	£2,454.6 M	£2,304.8 M
BCR							14.4
Notes							
1. The values shown are approximate are intended to provide only indicative forecasts of costs and benefits (and are discounted to 2020 prices over a 30-year appraisal period)							

Table A3- 8: Cost and benefit estimates for Franchising Plus+ (Unadjusted, 2020 prices)

Item	Organisation	Summary Grouping	WG/TfW	LA/CJCs	Operators	Users	Total
Costs							
WG Setup	WG/TfW	Transitional Costs	£12.4 M	-	-	-	£12.4 M
LA Setup	LAs/CJCs	Transitional Costs	-	£51.9 M	-	-	£51.9 M
LA Setup (Subsequent)	LAs/CJCs	Transitional Costs	-	-	-	-	-
Operators Setup	Operators	Transitional Costs	-	-	£16.8 M	-	£16.8 M
Operator Setup (Subsequent)	Operators	Transitional Costs	-	-	£10.2 M	-	£10.2 M
WG Recurring	WG/TfW	Recurring Costs	£15.7 M	-	-	-	£15.7 M
LA Recurring	LAs/CJCs	Recurring Costs	-	£73.7 M	-	-	£73.7 M
Operators Recurring	Operators	Recurring Costs	-	-	-	-	-
Capex	WG/TfW	Capital Costs	£3,412.1 M	-	-	-	£3,412.1 M
Infrastructure Opex	LAs/CJCs	Recurring Costs	-	£2,333.8 M	-	-	£2,333.8 M
Concessionary Reimbursement	WG/TfW	Recurring Costs	£1,363.9 M	-	-	-	£1,363.9 M
BSSG	WG/TfW	Recurring Costs	£61.9 M	-	-	-	£61.9 M
Change in Public Funding	WG/TfW	Recurring Costs	-£3,351.2 M	-	-	-	-£3,351.2 M
Benefits							
Operator Revenue	Operators	Financial Benefits	-	-	£2,127.2 M	-	£2,127.2 M
Concessionary Reimbursement	Operators	Financial Benefits	-	-	£1,363.9 M	-	£1,363.9 M
BSSG	Operators	Financial Benefits	-	-	£61.9 M	-	£61.9 M
Change in Public Funding	Operators	Financial Benefits	-	-	-£3,351.2 M	-	-£3,351.2 M
Operator Opex	Operators	Financial Benefits	-	-	-£183.5 M	-	-£183.5 M
User Benefits - Journey Time & Quality	Users	Economic Benefits	-	-	-	£4,852.8 M	£4,852.8 M
User Benefits - Health	Users	Economic Benefits	-	-	-	£981.2 M	£981.2 M
Congestion	Users	Economic Benefits	-	-	-	£574.5 M	£574.5 M
Other Non-User Benefits	Users	Economic Benefits	-	-	-	£113.1 M	£113.1 M
Greenhouse Gases	Users	Economic Benefits	-	-	-	£76.8 M	£76.8 M
Indirect Taxation	Users	Economic Benefits	-	-	-	-£498.1 M	-£498.1 M
Summary							
Capital Costs			£3,412.1 M	-	-	-	£3,412.1 M
Transitional Costs			£12.4 M	£51.9 M	£27.0 M	-	£91.3 M
Recurring Costs			-£1,909.6 M	£2,407.5 M	-	-	£497.8 M
Total Costs			£1,514.8 M	£2,459.4 M	£27.0 M	-	£4,001.2 M
Financial Benefits			-	-	£18.4 M	-	£18.4 M
Economic Benefits			-	-	-	£6,100.4 M	£6,100.4 M
Total Benefits			-	-	£18.4 M	£6,100.4 M	£6,118.8 M
Net Present Value (+ve = net benefit)			-£1,514.8 M	-£2,459.4 M	-£8.6 M	£6,100.4 M	£2,117.6 M
BCR							1.5
Notes							
1. The values shown are approximate are intended to provide only indicative forecasts of costs and benefits (and are discounted to 2020 prices over a 30-year appraisal period)							

Eitem ar gyfer y Rhaglen 10



CABINET

Date of Meeting	Tuesday, 12 th July 2022
Report Subject	Revenue Budget Monitoring 2021/22 - Final Outturn
Cabinet Member	Cabinet Member for Finance, Inclusion, Resilient Communities including Social Value and Procurement
Report Author	Corporate Finance Manager
Type of Report	Operational

EXECUTIVE SUMMARY

This report provides the revenue budget final outturn position for the financial year 2021/22 for the Council Fund and Housing Revenue Account.

The Accounts for 2021/22 are now effectively closed and we are on schedule to submit the formal Statement of Accounts and supporting notes to Audit Wales within the framework set by Welsh Government.

The COVID-19 pandemic has continued to provide challenges for the Council; the financial impact over the last 12 months has again been significant and has included cost pressures as a result of the response, such as purchasing PPE, payments to social care providers, accommodation for the homeless, and significant reductions in planned income from Council services.

The final position reflects additional grant funding received from Welsh Government (WG) which has significantly contributed to the level of operating surplus. This includes additional Social Care funding for winter pressures of £2.167m together with additional grant funding for Children's services from WG of £0.292m.

As reported previously measures were introduced to review and challenge non-essential spend and recruitment to vacancies with the aim of reducing in-year expenditure to 'dampen' the projected overspend at that time. This work also made a positive impact on the outturn position.

The final year end position is:

Council Fund

- An operating surplus of (£5.711m) which is a favourable movement of (£1.107m) from the surplus figure of (£4.604m) reported at Month 10.
- The operating surplus of (£5.711m) equates to 1.9% of the Approved Budget, which is above the target MTFS KPI for a variance against budget of 0.5%.
- A projected contingency reserve balance as at 31st March, 2022 of £7.098m

Housing Revenue Account

- Net revenue expenditure £1.404m higher than budget
- A closing balance as at 31st March, 2022 of £3.616m

RECOMMENDATIONS

1	To note the overall report and the Council Fund contingency sum as at 31 st March, 2022
2	To note the final level of balances on the Housing Revenue Account (HRA)
3	To approve the carry forward requests included in Appendix 6

REPORT DETAILS

1.00	EXPLAINING THE REVENUE BUDGET MONITORING (OUTTURN 2021/22)
1.01	<p>Council Fund Projected Position</p> <p>The final year end position is as follows:</p> <ul style="list-style-type: none">• An operating surplus of (£5.711m)• A projected contingency reserve available balance as at 31 March 2022 of £7.098m. <p>Our ability to mitigate financial risks arising from the pandemic largely depended on the continuation of the Welsh Government Hardship Fund to meet the impacts of additional costs and income losses. This Fund ceased on 31st March 2022.</p>
1.02	<p>Table 1. Projected Position by Portfolio</p> <p>The table below shows the projected position by portfolio:</p>

Portfolio/Service Area	Approved Budget £m	Projected Outturn £m	In-Year Over / (Under) spend £m
Social Services	71.130	67.758	(3.371)
Out of County Placements	12.921	13.748	0.827
Education & Youth	9.190	8.722	(0.468)
Schools	102.181	102.181	0.000
Streetscene & Transportation	31.803	32.513	0.710
Planning Env & Economy	6.288	5.614	(0.674)
People & Resources	4.625	4.466	(0.160)
Governance	10.350	9.820	(0.529)
Strategic Programmes	4.648	4.611	(0.037)
Housing & Assets	14.493	13.601	(0.892)
Chief Executive	2.386	2.243	(0.143)
Central & Corporate Finance	27.442	26.468	(0.973)
Total	297.457	291.746	(5.711)

1.03	The reasons for the favourable net monthly movement of (£1.107m) are shown in Appendix 1. The reasons for the overall projected variances are summarised within Appendix 2 showing the detail of all variances over £0.050m. It is important to note that the majority of the positive movements provide only a one-off benefit and would not have been material to the budget setting process for 2022/23.
	Significant Movements from Month 10
1.04	<p>Social Services (£0.520m)</p> <p>The favourable movement relates to :</p> <ul style="list-style-type: none"> • Additional Social Care Recovery Fund grant to offset Direct Payment costs (£0.278m). • Reduction in demand for Domiciliary and Direct Payment costs £0.160m. • Maternity leave, long term sickness absences and new vacancies have meant staff costs reduced by £0.065m. This was mitigated by the additional cost within the residential budget to purchase a block bed contract to minimise hospital bed usage. (£0.279m) • Net impact of changes to care packages within Adults of Working Age Services (£0.154m)

	<ul style="list-style-type: none"> • Additional training costs together with increased Advocacy costs and changes to care package costs mitigated by the allocation of Grant funding used to offset Staffing Costs within Children's Services £0.059m • Finalisation of COVID Hardship Claims due to the number of void beds in Residential Care Homes previously supported by the Grant (£0.065) <p>Minor variances across the Portfolio account for the remainder (£0.081m).</p>
1.05	<p>Out of County (£0.061m)</p> <p>The favourable movement is a net result of changes to placements, ended placements, a number of rate changes and an increase in the amount of recoupment income received from other local authorities in respect of their pupils being placed in Flintshire schools.</p>
1.06	<p>Education & Youth £0.063m</p> <p>The adverse movement is due to the net impact of:</p> <ul style="list-style-type: none"> • A net favourable movement of (£0.089m) due to late notification of the Local Authority Education Grant (LAEG). These grants have been used to offset costs incurred within services, reducing spend against core budgets. This has been partly offset by an agreed budget carry forward from the Minority Ethnic Achievement Grant (MEAG). • Integrated Youth Provision approved Carry forward of underspends £0.101m • Tree Survey Work £0.045m <p>Minor variances across the Portfolio account for the remaining £0.006m.</p>
1.07	<p>Planning Environment & Economy (£0.164m)</p> <p>The favourable movement is due to the net impact of:</p> <ul style="list-style-type: none"> • Higher than anticipated Fee Income in Planning and Land Charges (£0.106m). • Delayed recruitment into April, 2022 for the Private Water Supplies initiative (£0.117m). • Additional expenditure of £0.120m relating to Ash Die Back and other Countryside Projects. <p>Minor variances across the Portfolio account for the remaining (£0.061m).</p>
1.08	<p>People & Resources £0.072m</p> <p>The adverse movement is due to the net impact of:</p> <ul style="list-style-type: none"> • Actual expenditure on Disclosure and Barring Service higher than previously anticipated and lower income for the Employer Incentive Scheme, delayed into 2022/23 £0.026m • Final Grant Maximisation target shortfall £0.045m <p>Minor variances across the Portfolio account for the remainder £0.001m.</p>

1.09	<p>Housing & Assets (£0.161m)</p> <p>The favourable movement is due to the net impact of:</p> <ul style="list-style-type: none"> • Data Centre Recharge no longer applied (£0.066m) • Additional Fee Income in Corporate Property Management and Design Services and Consultancy (£0.244m) • Savings on Repair and Maintenance Costs (£0.033m) • Prepayment of Costs supported by the Hardship Fund (£0.263m) <p>Mitigated by :</p> <ul style="list-style-type: none"> • Agreed Carry Forward of underspends to provide further future financial resilience against expected pressures in 2022/23 £0.250m • Reduced underspend on Council Tax Reduction scheme and agreed Carry Forward of underspends £0.161m • Additional costs for site investigation works at the Queensferry Riverside Traveller Site £0.038m <p>Minor variances across the Portfolio account for the remaining (£0.004m).</p>
1.10	<p>Central & Corporate (£0.327m)</p> <p>The favourable movement is due to the net impact of:</p> <ul style="list-style-type: none"> • Central Loans and Investment Account (£0.070m) • Over recovery of Pension Contributions (£0.098m) • Reduced consumption levels on utilities (£0.023m) • Final position on Soft Loan mitigation (£0.087m) <p>Minor variances account for the remainder (£0.049m)</p>
1.11	<p>Tracking of In-Year Risks and Emerging Issues</p> <p>Members were made aware when setting the budget that there were a number of open risks that would need to be kept under close review. An update on these is provided below.</p>
1.12	<p>Council Tax Income</p> <p>The collection rate outturn for 2021/22 was 97.73% - this was 0.15% higher than target. Collection levels for 2021/22 were also 0.72% higher compared to 2020/21 and only 0.15% below the pre-pandemic levels of 2019/20.</p>
1.13	<p>Council Tax Reduction Scheme</p> <p>The final outturn reflects an underspend of (£0.192m), with a late increase in demand during March slightly reducing the level of underspend which had been projected in previous budget monitoring reports.</p>

1.14	<p>Social Care Grant Funding</p> <p>In November, Welsh Government announced additional funding for Social Care and Health totaling £42.72m across Wales. The grant supports Children's Services, Integrated Health and Social Care, unpaid carer direct payments, early intervention and prevention, along with improved advertising and recruitment for social care. The Social Care Recovery Fund 2021-22 allocation was increased for the Council from £1.733m to £2.772m.</p> <p>Furthermore, Welsh Government confirmed that £50m across Wales was approved for Social Care winter pressures, which resulted in an allocation of £2.167m for the Council and is reflected in the final outturn figures for Social Services.</p>
1.15	<p>Out of County Placements</p> <p>There continued to be significant pressure on this volatile budget arising from the full year impacts of new placements made during 2020/21, including several new high cost placements which were agreed in March after the budget for 2021/22 had been set.</p> <p>A total contribution of £0.650m was made from the Social Care Recovery Fund which left an actual overspend of £0.827m for the year.</p>
1.16	<p>Achievement of Planned In-Year Efficiencies</p> <p>The 2021/22 budget contained £2.363m of specific efficiencies which were tracked and monitored throughout the year. In 2020/21 the level of efficiency achievement was 100% which was an improvement on the 90% achieved during the previous year. The Council aimed to achieve a 95% rate in 2021/22 as reflected in the MTFs KPI's.</p> <p>The actual level of efficiencies achieved in 2021/22 was 100%. Further details on efficiencies are shown in Appendix 3.</p>
1.17	<p>Emergency Funding</p> <p>The Local Government Hardship fund initially allocated £206.6m to support local government for the first six months of 2021-22 in the Welsh Government Final Budget 2021-22. In addition £23.3m was allocated to support free school meals during the school holidays.</p> <p>A further £97.5m was subsequently allocated to the end of the financial year based on spend patterns to date, changes to policy approaches (for example tapering of social care uplifts and void payments) and the current alert level. In addition three further allocations to the fund were confirmed - £38m for winter fuel support, £0.600m for Community hubs and £2m for homelessness support (Homelessness Prevention Fund). The £2m was added to specifically provide a top up to the discretionary homelessness prevention funds utilised by the Council.</p> <p>The Principles and Guidance for the Hardship Fund were revised by WG on 1st October with changes impacting on eligibility for various service areas including school costs and additional waste tonnages (reduced to 50%).</p>

	<p>Costs for additional cover when staff were off sick due to COVID or self-isolating and additional vehicle costs due to social distancing requirements were all deemed eligible until the end of 2021/22.</p> <p>During 2021/22 additional cost claims totaled £13.730m and Income Loss claims were £2.401m (which include claims for Aura, Newydd Catering and Cleaning and Cambrian Aquatics).</p>
1.18	<p>Increase in the Local Government Settlement 2021/22</p> <p>Welsh Government announced an additional £60m for Local Government across Wales in 2021/22. The increase was intended to displace expenditure met through the Council's own resources during the year (i.e. council tax or fees and charges) to enable more flexibility in managing pressures, this year or in the future. £10m of this allocation is specific to support the Council's ambitions to increase domiciliary support service capacity through funding driving lessons and to purchase and provide access to electric vehicles for domiciliary care workers. An allocation of £0.400m has been set aside for social care and an amount of £2.432m has been set aside as a specific reserve to safeguard the council against budget/inflation risks.</p>
1.19	<p>Unearmarked Reserves</p> <p>The final level of Council Fund Contingency Reserve brought forward into 2021/22 was £5.973m as detailed in the 2020/21 outturn report. However, this increased to £6.444m when taking account of the budgeted contribution to Reserves in the 2021/22 budget. This is the amount available for general purposes following the set-aside of £3.0m for a COVID-19 Emergency Funding.</p> <p>However, there was a requirement to meet the unfunded impacts of the pay awards from the Contingency Reserve following the outcome of the national pay award negotiations.</p> <p>The £3m emergency ring-fenced fund had an amount of £2.066m remaining at the end of the financial year after allocating known ineligible items. However, there are still a number of holding items being considered by the Grants Panel in relation to 2021/22 claims. The 2022/23 budget approved in February included a top up of £3.250m to this Reserve to safeguard against the cessation of the Welsh Government Hardship Fund, providing a fund total of £5.316m.</p> <p>Taking into account the final outturn position and previously agreed allocations, the amount remaining within the Contingency Reserve is £7.098m (See Appendix 4).</p>

1.20	Council Fund Earmarked Reserves 2021/22			
	Reserve Type	Balance as at 01/04/21	Balance as at 31/03/22	
	Service Balances	3,698,164	4,697,595	
	Specific Service Balances	426,972	0	
	Workforce Costs	1,042,570	877,786	
	Investment in Change	1,464,329	1,617,975	
	County Elections	235,913	291,851	
	Local Development Plan (LDP)	242,360	242,360	
	Minerals and Waste	15,032	0	
	Warm Homes Admin Fee	322,068	297,925	
	Waste Disposal	23,360	48,771	
	Design Fees	170,000	250,000	
	Winter Maintenance	250,000	250,000	
	Severe Weather	0	250,000	
	Car Parking	45,403	45,403	
	Insurance Reserves	2,224,462	2,135,817	
	Cheque Book Schools	3,595	3,814	
	School HWB ICT Replacement	0	263,223	
	Free School Meals	0	115,522	
	Flintshire Trainees	612,843	696,631	
	Rent Income Shortfall	30,979	12,779	
	Plas Derwen Wave 4	0	1,780	
	Customer Service Strategy	22,468	22,468	
	Capita One	18,827	0	
	Supervision Fees	48,798	48,798	
	ICT Servers	0	85,000	
	IT Infrastructure HWB	0	327,442	
	Schools Intervention	427,268	491,133	
	Organisational Change/ADM	33,500	274,154	
	NWEAB	92,319	210,644	
	Employment Claims	124,846	109,846	
	Community Benefit Fund NWRWTP	229,792	450,653	
	Total	8,107,703	9,421,775	
	Schools Balances	6,902,451	12,291,688	
	Inflation/Budget Risk (additional RSG)	0	2,432,022	
	Social Care (additional RSG)	0	400,000	
	Grants & Contributions	5,730,074	7,944,134	
	TOTAL	24,438,392	37,187,214	
1.21	<p>Request for Carry Forward of Funding</p> <p>There are a number of carry forward requests recommended for approval which are detailed in Appendix 6.</p> <p style="text-align: center;">Tudalen 572</p>			

1.22	<p>Operating Surplus and Contingency Reserve position</p> <p>The operating surplus and Contingency Reserves position over the last 5 financial years is as follows:-</p> <table border="1" data-bbox="314 309 1385 824"> <thead> <tr> <th colspan="6">Final Outturn and Contingency Reserve</th> </tr> <tr> <th></th> <th>2021/22</th> <th>2020/21</th> <th>2019/20</th> <th>2018/19</th> <th>2017/18</th> </tr> <tr> <th></th> <th>£m</th> <th>£m</th> <th>£m</th> <th>£m</th> <th>£m</th> </tr> </thead> <tbody> <tr> <td>Revenue Outturn Surplus</td> <td>5.711</td> <td>2.185</td> <td>0.439</td> <td>0.608</td> <td>2.107</td> </tr> <tr> <td>Contingency Reserve</td> <td>7.098</td> <td>5.973</td> <td>2.370</td> <td>6.031*</td> <td>5.523*</td> </tr> </tbody> </table> <p>* 2018/19 Contingency Reserve is after earmarking agreed contributions to 2019/20 budget (£2.221m) * 2017/18 Contingency Reserve is after earmarking agreed contributions to 2018/19 budget (£2.405m)</p>	Final Outturn and Contingency Reserve							2021/22	2020/21	2019/20	2018/19	2017/18		£m	£m	£m	£m	£m	Revenue Outturn Surplus	5.711	2.185	0.439	0.608	2.107	Contingency Reserve	7.098	5.973	2.370	6.031*	5.523*
Final Outturn and Contingency Reserve																															
	2021/22	2020/21	2019/20	2018/19	2017/18																										
	£m	£m	£m	£m	£m																										
Revenue Outturn Surplus	5.711	2.185	0.439	0.608	2.107																										
Contingency Reserve	7.098	5.973	2.370	6.031*	5.523*																										
1.23	<p>Housing Revenue Account</p> <p>The 2020/21 Outturn Report to Cabinet on 13 July 2021 showed an un-earmarked closing balance at the end of 2020/21 of £5.039m and a closing balance of earmarked reserves of £1.869m.</p>																														
1.24	<p>The 2021/22 budget for the HRA was £37.825m which included a movement of £0.566m to reserves.</p>																														
1.25	<p>The final outturn for the HRA shows in year expenditure to be £1.404m higher than budget and a closing un-earmarked balance as at 31 March 2022 of £3.616m, which at 9.18% of total expenditure satisfies the prudent approach of ensuring a minimum level of 3%. Appendix 5 provides further detail.</p>																														
1.26	<p>The favourable movement (£0.382m) is as a result of :</p> <ul style="list-style-type: none"> • Further reduction in Bad Debt Provision top up (£0.173m) • Saving on Interest Charges following the introduction of the Annuity Method for recharging purposes (£1.537m) • Saving on Sub Contractor expenditure (£0.050m) • Net CERA requirements at year end £1.484m • Additional Income to offset expenditure (£0.089m) <p>Minor variances of (£0.017m) account for the remainder.</p>																														
1.27	<p>The budget contribution towards capital expenditure (CERA) is £16.620m. The budgeted figure in the 2021/22 HRA Business Plan was £13.442m and the additional contribution of £3.178m has been taken from in year underspends (£0.878m) and unearmarked reserves (£2.300m). This has been utilised towards additional capital works.</p>																														

2.00	RESOURCE IMPLICATIONS
2.01	As set out within the report.

3.00	IMPACT ASSESSMENT AND RISK MANAGEMENT
3.01	The Revenue Budget Monitoring Report reflects the three categories of risks covered in the main section of the report. These are in-year risks and emerging issues, achievement of planned in-year efficiencies and other tracked risks. These risks are included from paragraph 1.04 to 1.17.

4.00	CONSULTATIONS REQUIRED/CARRIED OUT
4.01	None specific.

5.00	APPENDICES
5.01	Appendix 1: Council Fund – Movement in Variances from Month 10 Appendix 2: Council Fund – Budget Variances Appendix 3: Council Fund – Programme of Efficiencies Appendix 4: Council Fund – Movement on Un-earmarked Reserves Appendix 5: Housing Revenue Account Variances Appendix 6: Carry Forward Requests

6.00	LIST OF ACCESSIBLE BACKGROUND DOCUMENTS
6.01	Various budget records.

7.00	CONTACT OFFICER DETAILS
7.01	Contact Officer: Dave Ledsham Strategic Finance Manager Telephone: 01352 704503 E-mail: dave.ledsham@flintshire.gov.uk

8.00	GLOSSARY OF TERMS
	<p>Budget: a statement expressing the Council’s policies and service levels in financial terms for a particular financial year. In its broadest sense it includes both the revenue budget and capital programme and any authorised amendments to them.</p> <p>Council Fund: the fund to which all the Council’s revenue expenditure is charged.</p> <p>Financial Year: the period of twelve months commencing on 1 April.</p> <p>Housing Revenue Account: the Housing Revenue Account (HRA) is a local authority account showing current income and expenditure on housing</p>

services related to its own housing stock. The account is separate from the Council Fund and trading accounts and is funded primarily from rents and government subsidy.

Intermediate Care Fund: Funding provided by Welsh Government to encourage integrated working between local authorities, health and housing.

Projected Outturn: projection of the expenditure to the end of the financial year, made on the basis of actual expenditure incurred to date.

Reserves: these are balances in hand that have accumulated over previous years and are held for defined (earmarked reserves) and general (general reserves) purposes. Councils are required to regularly review the level and purpose of their reserves and to take account of the advice of the Chief Finance Officer.

Revenue: a term used to describe the day-to-day costs of running Council services and income deriving from those services. It also includes charges for the repayment of debt, including interest, and may include direct financing of capital expenditure.

Variance: difference between latest budget and actual income or expenditure. Can be to date if reflecting the current or most up to date position or projected, for example projected to the end of the month or financial year.

Virement: the transfer of budget provision from one budget head to another. Virement decisions apply to both revenue and capital expenditure heads, and between expenditure and income, and may include transfers from contingency provisions. Virements may not however be approved between capital and revenue budget heads.

Mae'r dudalen hon yn wag yn bwrpasol

Budget Monitoring Report
Council Fund Variances

Outturn - SUMMARY

Service	Movement between Periods (£m)	Narrative for Movement between Periods greater than £0.025m
Social Services		
Older People		
Localities	-0.522	Social Care Recovery Fund grant slippage of £0.393 was transferred to this budget heading to offset Direct Payment costs. Domiciliary and Direct Payment costs were reduced by £0.160m over the last two months due to demand. Maternity leave, long term sickness absences and new vacancies have meant staff costs reduced by £0.065m. There was an additional cost within the residential budget to purchase a block bed contract to minimise hospital bed usage.
Resources & Regulated Services	0.244	It was expected that the Social Care Recovery Fund grant would fund £0.275m for hospital discharges to in-house residential care homes. However, due to admission embargos because of Covid infections this amount was unable to be used in full, meaning £0.247m of grant support was transferred from this service.
Impact of Covid-19	0.001	
Minor Variances	-0.002	
Adults of Working Age		
Resources & Regulated Services	-0.102	Amendments to care packages and subsequent costs have led to a net reduction
Children to Adult Transition Services	0.039	This was caused by net changes to care package costs
Professional and Administrative Support	0.028	Demand led changes for the Council's Supported Living Service have led to a slight increase in costs
Residential Placements	-0.034	Changes to care packages and their subsequent costs have reduced the overall cost of care with this service.
Minor Variances	-0.085	Cumulative net variances across the service
Children's Services		
Children's Development	0.040	Due to additional training costs
Family Placement	-0.036	Additional grant funding from Transformation Fund and ICF
Grants	0.057	Increased Advocacy for Children and increase to costs of the Integrated Family Support Service
Legal & Third Party	0.105	Increased costs are due to late notification of placement costs to be funded from the Targeted Support Team budget.
Professional Support	-0.095	Late allocation of grant funding to offset staffing costs.
Minor Variances	-0.013	
Safeguarding & Commissioning		
Charging Policy income	-0.030	Variation to the estimated income charged for eligible care services
Management & Support	-0.034	Predominantly due to the central telephone recharge being less than the amount budgeted.
Impact of Covid-19	-0.065	Finalisation of all Hardship Claims had meant the previous reported figure for eligible in-house services was underestimated. This was mostly due to the number of void beds in residential care homes which were supported from Hardship.
Minor Variances	-0.015	
Total Social Services (excl Out of County)	-0.520	
Out of County		
Children's Services	0.101	New placements and other placement changes
Education & Youth	-0.162	Net impacts of placement changes and ended placements
Total Out of County	-0.061	
Education & Youth		
Inclusion & Progression	-0.089	Favourable movement due to late Local Authority Education Grant (LAEG) grants. These grants have been used to offset costs incurred within the services, reducing the spend against core budgets. There has also been an agreed budget c/f of £90k from the Minority Ethnic Achievement Grant (MEAG) service.
Integrated Youth Provision	0.101	Approved c/f of underspends to 2022/23
School Planning & Provision	0.045	Tree survey work plus a number of other minor movements
Minor Variances	0.006	
Total Education & Youth	0.063	

Appendix 1

Service	Movement between Periods (£m)	Narrative for Movement between Periods greater than £0.025m
Schools	0.000	
Streetscene & Transportation		
Highways Network	0.277	Highways Network £0.200m contribution required in relation to Highways Asset Management Plan and Roads Maintenance.
Transportation	-0.057	Lower School Transport costs due to less vehicles required than originally anticipated.
Regulatory Services	-0.225	Favourable market rates for the sale of recyclable materials in a very volatile market.
Impact of Covid-19	-0.030	Additional Claim in Quarter 4 for Overtime costs in Workforce due to Covid.
Other Minor Variances	0.015	
Total Streetscene & Transportation	-0.019	
Planning, Environment & Economy		
Business	-0.117	Delayed recruitment into April, 2022 for the Private Water Supplies initiative resulting in an adjustment to the MTFS for future years therefore no further requirement to carry forward the underspend.
Community	-0.068	Commitment challenge across the service
Development	-0.106	Higher than anticipated Fee Income Levels for Planning / Land Charges
Access	0.120	Ash Die Back Expenditure funded from service
Regeneration	0.129	Capital Expenditure contribution at outturn for Warm Homes Crisis Fund
Management & Strategy	-0.127	Bad Debt Provision reduction / commitment challenge
Impact of Covid-19	0.003	
Minor Variances	0.002	
Total Planning & Environment	-0.164	
People & Resources		
HR & OD	0.026	Higher than expected expenditure on DBS Checks, Income from Employer Incentive scheme anticipated but not realised
Corporate Finance	0.045	Final Outturn figure on Grant Maximisation Income target
Impact of Covid-19	0.000	
Total People & Resources	0.072	
Governance		
Democratic Services	0.034	Agreed carry forward of underspend to resource iPads for Members
ICT	0.216	Movement relates to the payment up front for 5 year contract for Microsoft 365 Back Up solution - paid in advance to take advantage of contract savings together with carry forward £0.085m to assist in financing the replacement of Servers in Schools.
Customer Services	-0.067	Fee Income higher than anticipated
Revenues	-0.154	WG COVID Income Loss Grant Claim at Outturn
Impact of Covid-19	-0.000	
Minor Variances	-0.021	
Total Governance	0.009	
Strategic Programmes		
Minor Variances	0.002	
Total Strategic Programmes	0.002	
Housing & Assets		
Administrative Buildings	-0.066	Data Centre recharge no longer applied plus other minor changes
Property Asset And Development	-0.037	Additional consultancy fee income
CPM & Design Services	-0.206	Increased fee income
Industrial Units	-0.033	Savings on R and M costs
Benefits	0.161	Reduced underspend on Council Tax Reduction scheme and c/f of underspends
Housing Solutions	0.270	Due to c/f of underspend of £0.250m to provide additional buffer against expected pressure in 2022/23 following cessation of the WG COVID-19 Hardship Fund
Housing Programmes	0.038	Increased costs at Queensferry travellers site
Impact of Covid-19	-0.263	Due to prepayments of costs to end of September 2022 as agreed with Welsh Government
Minor Variances	-0.024	
Total Housing & Assets	-0.161	
Chief Executive's	-0.000	
Impact of Covid-19	0.000	

Service	Movement between Periods (£m)	Narrative for Movement between Periods greater than £0.025m
Central & Corporate Finance	-0.216	Final outturn on the Corporate Central Loans & Investment Account (CLIA), Matrix Rebates, Pension contributions, plus some inflationary pressures not required.
Centralised Costs	-0.023	
Impact of Covid-19	-0.001	
Soft Loan Mitigation	-0.087	IFRS 9 requires that for soft loans interest is accrued at the Effective Interest Rate (EIR) rather than the Contract Interest Rate. Capital financing regulations require that soft loan accounting doesn't impact Council Tax levels, therefore this accrual for interest at the EIR was allocated in P12 with a contra entry in P14.
Grand Total	-1.107	

Mae'r dudalen hon yn wag yn bwrpasol

Budget Monitoring Report
Council Fund Variances

OUTTURN - SUMMARY

Service	Approved Budget (£m)	Projected Outturn (£m)	Annual Variance (£m)	Impact of Covid-19 (£m)	Last Month Variance (£m)	Cause of Major Variances greater than £0.050m	Action Required
Social Services							
Older People							
Localities	19.237	18.483	-0.754		-0.232	The net cost of residential care overspent by £0.432m. This included the cost of residential care placements net of the income received for this service such as property charges and contributions from Health. Day care is £0.032m under budget, this service did not resume during the year. Domiciliary and Direct Payments reported an underspend of £0.871m, this includes a contribution of £0.498m from the Social Care Recovery Fund Grant. The Localities workforce budget was underspent by £0.212m, recruitment and retention challenges meant that the service held vacancies which were not able to be recruited to. The Minor Adaptations budget was £0.045m underspent due to the in-year demand. The Sensory Service Level Agreement budget was £0.025m underspent.	
Resources & Regulated Services	8.737	8.477	-0.259		-0.503	The Councils in-house care provision underspent by £0.255m. Day care is underspent by £0.029m as day centres remained closed during the year. Homecare was £0.001m underspent, but received £0.220m additional income from the Social Care Recovery Fund grant. Residential care was underspent by £0.163m which includes a £0.028m contribution from the Social Care Recovery Fund grant. Extra Care underspent by £0.062m.	
Impact of Covid-19	0.000	0.005	0.005	0.005	0.004		
Minor Variances	1.255	1.222	-0.033		-0.031		
Adults of Working Age							
Resources & Regulated Services	26.949	27.292	0.343		0.445	The overspend is the cost of social care packages for people with learning or physical impairments. These include the cost of nursing and residential care, domiciliary care and Direct Payments, which were required to meet assessed needs.	
Professional and Administrative Support	0.342	0.274	-0.068		-0.096	Not all staff were paid at top of grade and some staff were seconded from this service.	
Supporting People	-0.323	-0.378	-0.055		-0.055	Additional grant was received this year.	
Residential Placements	1.791	2.033	0.242		0.276	The overspend is due to the cost of social care for people supported by the Mental Health service. These costs include nursing and residential care, domiciliary and Direct Payments.	
Minor Variances	4.304	4.134	-0.170		-0.123		
Children's Services							
Legal & Third Party	0.210	0.601	0.391		0.286	Legal costs overspent due to the number of cases which went through the courts and unavoidable use of legal professionals. Direct Payments also were above the budgeted demand. In addition costs for supporting and young person has fallen onto the Targeted Support Team budget.	

Tudalen 581

Budget Monitoring Report
Council Fund Variances

OUTTURN - SUMMARY

Service	Approved Budget (£m)	Projected Outturn (£m)	Annual Variance (£m)	Impact of Covid-19 (£m)	Last Month Variance (£m)	Cause of Major Variances greater than £0.050m	Action Required
Residential Placements	0.549	0.378	-0.171		-0.173	There was an in-year underspend for a registered Children's Home within Flintshire as grant funding from the Young People and Children's Services Transformation Fund was used to offset startup costs.	
Minor Variances	9.300	9.302	0.002		0.051		
Safeguarding & Commissioning							
Charging Policy income	-3.104	-3.375	-0.271		-0.241	In 2020/21 a provision was set aside to refund historic over-charges. The actual refunds were lower than the estimated amount and the surplus provision was drawn down into revenue.	
Good Health	0.705	0.654	-0.051		-0.031	There were some staffing underspends and one-off in-year grants.	
Management & Support	-2.500	-4.689	-2.189		-2.155	Welsh Government provided an additional in-year grant of £2.167m for Winter Pressures and Social Care Overspends. This grant was used to offset current spending and significantly reduced the overall Portfolio spend.	
Impact of Covid-19	0.000	-0.365	-0.365	-0.365	-0.300	Financial assistance provided from the hardship fund for in-house services.	
Minor Variances	3.677	3.709	0.032		0.025		
Total Social Services (excl Out of County)	71.130	67.758	-3.371	-0.360	-2.851		
Out of County							
Children's Services	8.417	9.394	0.977		0.876	The overspend reflects the costs of the current cohort of placements with the budget pressure being influenced by the full year impacts in 2021/22 of a number of new placements made in the second half of 2020/21. This has continued in 2021/22 with a further influx of new placements. The true pressure level has also been partly mitigated by an allocation of £0.650m of one-off grant income from the Welsh Government Social Care recovery fund.	
Education & Youth	4.504	4.354	-0.150		0.012	The underspend reflects the costs of the current cohort of placements.	
Total Out of County	12.921	13.748	0.827	0.000	0.888		
Education & Youth							
Inclusion & Progression	4.577	4.398	-0.179		-0.090	Variance due to staff savings through vacant posts. Also additional grants through the Local Authority Education Grant (LAEG) totalling £0.090m. Due to the timing of the grants, the service were unable to spend on additional services, resulting in the grants being offset against costs already incurred throughout the year. The overall variance also includes the £0.060m in-year efficiency identified for Minority Ethnic Achievement Grant (MEAG) and Education Psychologists.	

Tudalen 582

Budget Monitoring Report
Council Fund Variances

OUTTURN - SUMMARY

Service	Approved Budget (£m)	Projected Outturn (£m)	Annual Variance (£m)	Impact of Covid-19 (£m)	Last Month Variance (£m)	Cause of Major Variances greater than £0.050m	Action Required
School Improvement Systems	1.828	1.596	-0.232		-0.228	The underspend in the School Improvement service is as a result of maximising the Post 16 grants against the management team. Within the Early Entitlement service, grants have also been maximised by allocating existing staff against the grant. An efficiency of £0.100m has also been identified in relation to the WG top-up funding for non-maintained settings, releasing core budget of £0.095m and setting resources mitigated by using the Recruit, Recover, Raise Standards (RRRS) grant. The Spring 2022 contingency of £0.050m was reduced as payments to settings were lower than anticipated.	
Minor Variances	2.785	2.727	-0.057		-0.213	Minor cumulative variances across the portfolio	
Total Education & Youth	9.190	8.722	-0.468	0.000	-0.531		
Schools	102.181	102.181	0.000		0.000		
Streetscene & Transportation							
Service Delivery	8.696	8.970	0.275		0.259	The service has a recurring revenue pressure of £0.050m for security costs following vandalism at the Household Recycling Centres. Plant hire and repairs incurring additional costs of £0.050m, which is attributable to aging plant and equipment. Street lighting is also incurring a £0.095m revenue pressure on the Community Council Income Budget. Remaining £0.080m is attributable to high sickness levels and subsequent costs to provide service cover.	
Highways Network	7.899	8.361	0.462		0.185	Highways Network incurred £0.200m contribution to the Highways Asset Management Plan (HAMP) in relation to Roads Maintenance. There were significant costs in the region of £0.115m following Storm Arwen and Barra for the clean-up and making the highways network safe. Highways service area also incurred overspend in excess of £0.050m in staff costs relating to flooding and drainage costs. There are also cumulative minor variances totalling £0.037m across the service, including some additional staff recharges.	
Transportation	9.750	9.711	-0.039		0.018	School Transport operators have been supported during school closures by receiving 75% of their contracted values. In addition, a number of school routes have been re-procured to reflect current arrangements for operation in the school year. This has resulted in a projected net underspend in School Transport of over £0.100m. It should be noted however that the improvement from the 75% will only impact during COVID-19 circumstances. There are increased cost pressures for Social Services and Children's Services transport totalling £0.080m.	

Tudalen 583

Budget Monitoring Report
Council Fund Variances

OUTTURN - SUMMARY

Service	Approved Budget (£m)	Projected Outturn (£m)	Annual Variance (£m)	Impact of Covid-19 (£m)	Last Month Variance (£m)	Cause of Major Variances greater than £0.050m	Action Required
Regulatory Services	5.459	5.220	-0.239		-0.014	Car parking income reflects a loss of £0.268m, through maximising eligible funding from the WG Income Loss fund. The service has also incurred savings in recruitment and maintenance costs of parking machines. The overall overspend has been largely offset by favourable market rates for the sale of recyclable materials, but the markets remain volatile moving forward.	
Impact of Covid-19	0.000	0.251	0.251	0.251	0.281	Service Delivery has a recurring revenue pressure of £0.050m for additional cleaning and maintenance costs in Alltami depot as a result of the pandemic. This service area is also experiencing an additional revenue pressure of £0.090m in plant hire, maintenance and repairs. Additional costs of £0.070m incurred in contractors spend and Traffic Management, as the service was unable to provide the required training and has also faced recruitment delays during the Covid-19 Pandemic.	
Other Minor Variances	0.000	0.000	0.000		0.000		
Total Streetscene & Transportation	31.803	32.513	0.710	0.251	0.729		
Planning, Environment & Economy							
Business	1.822	1.629	-0.193		-0.077	Staff savings from vacant posts and commitment challenge across the Service.	
Development	0.041	-0.377	-0.418		-0.312	Favourable variance due to higher than anticipated fee income in Planning and Land Charges.	
Access	1.329	1.502	0.173		0.053	The adverse variance results from historic income targets not able to be met currently; additional staff time and minor variances across the service each less than £0.010m. At Month 12 Ash Die Back expenditure agreed to be resourced from the service.	
Management & Strategy	1.326	1.003	-0.323		-0.199	Staff savings from vacant posts and at Month 12 a Bad Debt Provision reduction.	
Impact of Covid-19	0.000	0.002	0.002	0.002	-0.000		
Minor Variances	1.769	1.854	0.085		0.024		
Total Planning & Environment	6.288	5.614	-0.674	0.002	-0.510		
People & Resources							
HR & OD	2.497	2.377	-0.120		-0.147	Favourable variance follows the receipt of the income from the agreed recharge for overheads claimed for the Test, Trace and Protect Project for hosting the service on behalf of the region to March, 2022. At Month 12 increased expenditure on DBS Checks not previously committed and Income for Employer Incentive Scheme previously anticipated but not realised	
Corporate Finance	2.128	2.089	-0.039		-0.085		
Impact of Covid-19	0.000	0.000	0.000	0.000	-0.000		

Budget Monitoring Report
Council Fund Variances

OUTTURN - SUMMARY

Service	Approved Budget (£m)	Projected Outturn (£m)	Annual Variance (£m)	Impact of Covid-19 (£m)	Last Month Variance (£m)	Cause of Major Variances greater than £0.050m	Action Required
Holding Accounts	0.000	0.000	0.000		0.000		
Total People & Resources	4.625	4.466	-0.160	0.000	-0.231		
Governance							
Procurement	0.320	0.262	-0.058		-0.043	Confirmation of the 2021/22 Recharge from Denbighshire CC - lower than anticipated	
ICT	4.491	4.639	0.148		-0.068	Adverse variance following the funding of a 5 year Contract for the Microsoft 365 Back Up solution and carry forward request to assist in the Server Replacement in Schools.	
Customer Services	1.043	0.895	-0.148		-0.080	Favourable variance is due to higher than anticipated fee income levels resulting from the resumption of Ceremonies following the relaxation of COVID restrictions.	
Revenues	0.497	0.084	-0.413		-0.259	Favourable variance is in the main, due to the projected potential surplus on the Council Tax Collection Fund (£0.188m), Welsh Government Lockdown Admin Grant and minor variances across the service. At Month 12 full year claim from Welsh Government COVID Hardship Fund Fee Income Loss (£0.159m)	
Impact of Covid-19	0.000	0.000	0.000	0.000	0.000		
Minor Variances	3.999	3.940	-0.059		-0.087		
Total Governance	10.350	9.820	-0.529	0.000	-0.538		
Strategic Programmes							
Minor Variances	4.648	4.611	-0.037		-0.039		
Total Strategic Programmes	4.648	4.611	-0.037	0.000	-0.039		
Housing & Assets							
Administrative Buildings	0.465	0.360	-0.105		-0.039	Mainly underspends on Repairs and Maintenance -£0.076m and cleaning costs	
Property Asset And Development	0.460	0.390	-0.070		-0.033	Savings on staffing due to vacancies	
Caretaking & Security	0.244	0.157	-0.087		-0.068	Savings on staffing due to vacancies	
CPM & Design Services	0.598	0.392	-0.206		-0.000	Due mainly to additional fee income and some staffing savings	
Industrial Units	-1.237	-1.501	-0.264		-0.230	Due to unbudgeted income received from a new lease at power generation site	
Benefits	12.881	12.755	-0.126		-0.287	Council Tax Reduction Scheme (CTRS) -£0.192m offset by bad debt provision increase for overpayments other key influences were COVID Hardship Fund income offsetting costs of additional staffing costs due to demand pressures arising from the COVID-19 pandemic	
Housing Solutions	1.066	1.154	0.088		-0.182	Mostly due to underspends on staffing due to vacancy savings and increase in Housing Support grant internal allocations	
Impact of Covid-19	0.000	-0.263	-0.263	-0.263	0.000	Impact of COVID-19 due to amount claimed from the WG COVID-19 Hardship Fund in respect of prepaid costs of temporary accommodation to end of September	
Minor Variances	0.016	0.156	0.140		0.107		

Budget Monitoring Report
Council Fund Variances

OUTTURN - SUMMARY

Service	Approved Budget (£m)	Projected Outturn (£m)	Annual Variance (£m)	Impact of Covid-19 (£m)	Last Month Variance (£m)	Cause of Major Variances greater than £0.050m	Action Required
Total Housing & Assets	14.493	13.601	-0.892	-0.263	-0.731		
Chief Executive's	2.386	2.243	-0.143		-0.142	Vacant Posts	
Impact of Covid-19	0.000	0.000	0.000	0.000	-0.000		
Central & Corporate Finance	24.659	24.149	-0.510		-0.294	Over recovery of planned pension contributions recoupment against actuarial projections based on the current level of contributions received during the year. Projected outturn on Matrix Rebates and inflation pressures anticipated, but not required.	
Centralised Costs	2.783	2.407	-0.375		-0.352	Favourable variance due to the fixed electricity rate being set lower than current market levels and an overall reduction in consumption levels.	
Impact of Covid-19	0.000	-0.001	-0.001	-0.001	-0.000		
Soft Loan Mitigation	0.000	-0.087	-0.087		0.000	IFRS 9 requires that for soft loans interest is accrued at the Effective Interest Rate (EIR) rather than the Contract Interest Rate. Capital financing regulations require that soft loan accounting doesn't impact Council Tax levels, therefore this accrual for interest at the EIR gets allocated in P12 with a contra entry in P14.	
Grand Total	297.457	291.746	-5.711	-0.370	-4.604		

2021/22 Efficiencies Outturn Tracker - Final Outturn

Efficiency Description	Accountable Officer	Efficiency Target	Projected Efficiency	(Under)/Over Achievement	Efficiency Open/Closed (O/C)	Confidence in Achievement of Efficiency Based on (see below) R = High Assumption A = Medium Assumption G = Figures Confirmed
		2021/22 £m	2021/22 £m	2021/22 £m		
Portfolio						
Corporate						
Employer Pension Contributions	Reduced requirement due to recovery	Rachel Parry Jones	0.300	0.300	0.000	C
Workforce - Vacant Post	Reduction of Post	Rachel Parry Jones	0.030	0.030	0.000	C
Remote Working Impacts	Reduced Operating Costs	Rachel Parry Jones	0.070	0.070	0.000	C
Remote Working Impacts	Reduced Travel	All	0.200	0.200	0.000	C
Price Inflation	Removal of Price Inflation	Rachel Parry Jones	0.113	0.113	0.000	C
Total Corporate Services			0.713	0.713	0.000	
Housing & Assets						
Property Savings (inc Demolition of Phases 3&4; utility savings)		Neal Cockerton	0.450	0.450	0.000	C
NDR Inflationary Savings		Neal Cockerton	0.120	0.120	0.000	C
Climate Change Levy		Neal Cockerton	0.295	0.295	0.000	C
Total Housing & Assets			0.865	0.865	0.000	
Social Services						
Vacancy Management Saving	Appropriate Vacancy Management	Neil Ayling	0.030	0.030	0.000	C
Strategic Use of Grant Funding	Core Funding Replacement Solution	Neil Ayling	0.060	0.060	0.000	C
Social Care Workforce Grant		Neil Ayling	0.430	0.430	0.000	C
Total Social Services			0.520	0.520	0.000	
Education & Youth						
Integrated Youth Provision	Youth Centres - Premises	Claire Homard				
Total Education & Youth			0.020	0.020	0.000	
Streetscene & Transportation						
Discretionary Transport Review - Post 16 Transport	Joint with Education	Katie Wilby				
Total Streetscene & Transportation			0.200	0.200	0.000	
Planning, Environment & Economy						
Planning Policy	Reduction of Post	Andy Roberts				
Total Planning, Environment & Economy			0.045	0.045	0.000	
Total 2021/22 Budget Efficiencies			2.363	2.363	0.000	

	%	£
Total 2021/22 Budget Efficiencies	100	2.363
Total Projected 2021/22 Budget Efficiencies Underachieved	0	0.000
Total Projected 2021/22 Budget Efficiencies Achieved	100	2.363
Total 2021/22 Budget Efficiencies (Less Previously agreed Decisions)	100	0.000
Total Projected 2021/22 Budget Efficiencies Underachieved	0	0.000
Total Projected 2021/22 Budget Efficiencies Achieved	0	0.000

Corporate Efficiencies Remaining from Previous Years

Income Target Remaining	£m	
Income Target Efficiency remaining from Previous Years	All Portfolios	0.041
Total Income Efficiency Remaining		0.041

(0.041)

Mae'r dudalen hon yn wag yn bwrpasol

Movements on Council Fund Unearmarked Reserves

	£m	£m
Total Reserves as at 1 April 2021	14.061	
Less - Base Level	(5.769)	
Total Reserves above base level available for delegation to Cabinet		8.292
Add - Transfer to Reserve Budget 2021/22		0.471
Add - Transfer from Earmarked Reserves (approved Month 5)		0.585
Less - COVID-19 Emergency Funding Allocation*		(2.317)
Less - Investment in Change (approved Month 2)		0.400
Less - Severe Weather (approved Month 2)		0.250
Less - Organisational Capacity Estimate (approved month 5)		0.103
Less - Childrens Services Social Work Costs (approved Month 5)		0.183
Less - Teachers Pay Award (after additional funding)		0.207
Add - Month 12 projected outturn		(5.711)
Less - national pay award increase		1.251
Less - Emergency Reserve top-up for Hardship Fund pressures		3.250
Total Contingency Reserve available for use		7.098

Mae'r dudalen hon yn wag yn bwrpasol

Budget Monitoring Report
Housing Revenue Account Variances

OUTTURN - SUMMARY

Service	Movement between Periods (£m)	Narrative for Movement between Periods greater than £25k
Housing Revenue Account		
Income	(0.173)	Reduction in Bad Debt Provision top up of (£0.263m). Loss of income of £0.028m relating to rental income on void properties and a further £0.027m relating to the utilities charges on those properties. Other minor variances of £0.035m.
Capital Financing - Loan Charges	(1.537)	Saving on interest charges due to the introduction of the annuity method for the recharge (£1.537m).
Estate Management	(0.030)	Minor variances (£0.030m).
Landlord Service Costs	(0.050)	Saving on subcontractor charges of (£0.039m). Minor variances (£0.011m).
Repairs & Maintenance	(0.165)	(£0.165m) movement , (£0.290m) to CERA, £0.113m increased Void contractor spend, £0.030m increase in Responsive material spend.
Management & Support Services	(0.111)	Reduction in Support Services Recharge (£0.109m). Minor variances (£0.002m).
Capital Expenditure From Revenue (CERA)	3.178	Increased CERA contribution due to rephasing of Capital Programme £3.178m.
HRA Projects	(0.089)	(£0.088m) additional income introduced to offset spend.
Contribution To / (From) Reserves	(1.404)	Additional drawdown from reserves to meet CERA requirements (£1.404m).
Total Housing Revenue Account	(0.382)	

Mae'r dudalen hon yn wag yn bwrpasol

Requests for Carry Forward of Funding

Governance

ICT Service – carry forward of **£0.085m** which is comprised of an in-year underspend to provide further financial assistance in 2022/23 along with existing annual budget allocations for the replacement of Servers within Schools. The initiative is to extend the usable life of the existing servers and thereby reduce the requirement to fund replacements through prudential borrowing and minimising the cost of borrowing.

Democratic Services – carry forward of **£0.011m** in year underspend to assist in the procurement of 17 additional laptop and 5 iPads for Members following the Local Government Elections May, 2022.

Democratic Services – carry forward of **£0.024m** in year underspend to resource the replacement of existing iPads for Members following the announcement that existing 5th Generation versions will no longer be supported by Apple during 2022/23.

People & Resources

Employment Services – carry forward of **£0.036m** in year underspend comprised of existing vacancy savings to assist in resourcing an additional post to cover for payroll processing, relieve existing pressure/demands currently undertaken by the Team Manager. By releasing these constraints it will allow more time to provide vital assistance in the preparation of the forthcoming tender renewing the HR & Payroll System as the current contract nears its end date.

Chief Executives

Policy – Community Chest underspend **£0.020m** carry forward to resource future financial obligations in 2022/23

Voluntary Organisations underspend **£0.017m** carry forward to resource future financial obligations in 2022/23.

Planning, Environment & Economy

Regeneration – Town Centre Development carry forward of **£0.120m** in year underspends comprised of mainly of Grant Funding where budgeted costs have been 'rebadged' and Welsh Government Economic Resilience Grant Admin fee. To provide future financial resilience into 2022/23 to further promote and fund future Town Centre Development via the creation of project outlines, site visits and structural surveys.

Regeneration – Welsh Government Grant Regional Economic Framework Priorities and accelerate post-Covid Economic Recovery late award of funding **£0.507m**.

Housing & Pollution Control - **£0.030m** to fund the purchase of essential Noise Monitoring Equipment. The procurement exercise and tendering process has met delays with the result that raising a Purchase Order and subsequent receipt of the equipment will now take place early in the new financial year.

Housing & Assets

Request for a carry forward of in year underspend to support the funding of a capital project for the refurbishment of a Council Owned property **£0.050m**. The carry forward is intended to make up the funding shortfall from a Capital Grant to ensure works are carried out to the necessary standard required.

Education & Youth

Request for a carry forward of in year underspend **£0.117m** to fund the following fixed term posts : ASB Prevention Post - £0.047m (top of scale with on costs) and Youth Worker for Youth Violence prevention £0.020m; together with Ukrainian Refugee Settlement education costs £0.050m

Request for a carry forward of **£0.020m** to increase capacity to support Post 16 and Adult Learning. (Currently have 0.6 FTE role and want to increase up to full time for the year). The Adult Community Learning (ACL) work is developing rapidly and we are wanting to further develop work around this – linking to the Community focused schools work that is now gaining momentum as well. We are also needing to refresh the post 16 strategy in light of national post 16 reviews.

Streetscene & Transportation

Works not completed or goods not received by 31st March in line with anticipated commitments in 2021/22 as follows:-

Fencing **£0.015m** - Fencing improvements to secure stock on the Alltami depot yard and ensure compliance with internal audit recommendations to ensure that all materials are safely and securely stored, controlled and stock levels are monitored.

Vehicle Wash improvements **£0.030m** - investment required to improve the facility to reduce ongoing revenue costs for monthly emptying of the wash pit and interceptor tank.

HRC Site Barriers **£0.018m** - Barriers to be installed for all HRC sites following the implementation of new vehicle permit criteria to control unauthorised access to sites.

Car Parking for postponed schedule of car park maintenance **£0.100m**

Replacement and renewal of redundant small and medium sized plant and equipment (including a Rotator Head) totalling **£0.067m** for grounds maintenance and highways construction service.

Replacement of 4-5 Skips that are beyond economical repair totaling **£0.020m**.

Landfill maintenance works delayed until 2022/23 **£0.47m**

Implementation of Zone Safe proximity warning system for large plant and machinery at Greenfield waste transfer station and composting facility **£0.017m**.

Automated barriers for the Deeside Park and Ride facility to control and monitor access and utilisation of the site, reduce antisocial behaviour and comply with planning conditions **£0.065m**.

CCTV – delayed implementation due to extension in the tender period resulting from site visits, tender clarifications and queries **£0.120m**.

Sustainable Waste Management Grant (SWMG) **£0.295m** – late notification of additional WG grant has been allocated to other waste service related spend in 2021/22 and this in-year underspend would be used in 2022/23 to address additional workforce costs from high levels of sickness and subsequent agency costs within the waste service, thus reducing pressure on the Hardship Contingency Fund.

Due to increased levels of recycling income, a carry forward request is submitted to meet fluctuating prices in Bulky Waste Recycling Income for 2022/23 due to increased disposal costs and uncertainty in recycling markets, with the global increases in energy costs **£0.100m**

Social Services

Flintshire Crèche Service; £0.169m - This service has generated surplus income this year. The Crèche service is being remodelled and the surplus income is requested to be carried forward to fund the remodelled service. The service is expected to be funded through Welsh Government Grants as well as income generated from private placements. The income from private places is not guaranteed and the carried forward funding is to be used to offset any income shortfalls and setting up costs.

Flintshire Community Parents; £0.088m – There is a commitment to deliver the voluntary parenting programme in full for 2022/23 and have a national Agreement in place. Unfortunately, the Early Years Pathfinder monies was significantly reduced and it is requested that the Community Parents surplus income generated is carried forward to continue to pilot this significant work for further years.

Flintshire Parenting Strategy; £0.046m - Income is received from a variety of sources which usually funds the majority of the Parent Strategy Work, this is mainly generated through national work that Flintshire officers are involved with and been able to charge to providers e.g. Big Lottery Funding, conference speaking. Due to COVID-19, this work has been put on hold for the last two years, although a similar level of funding was received. It is anticipated this funding will need to be used during the recovery stage in 2022/23 to undertake additional parenting strategy work.

Eitem ar gyfer y Rhaglen 11



CABINET

Date of Meeting	Tuesday, 12 th July 2022
Report Subject	Capital Programme Monitoring 2021/22 (Outturn)
Cabinet Member	Cabinet Member for Finance, Inclusion, Resilient Communities including Social Value and Procurement
Report Author	Corporate Finance Manager
Type of Report	Operational

EXECUTIVE SUMMARY

The report summarises the final outturn position for 2021/22 together with changes made to the Capital Programme during the last quarter.

The Capital Programme has seen a net reduction in budget of £10.146m during the last quarter which comprises of:-

- Net budget reduction in the programme of £7.008m (see Table 2 - Council Fund (CF) (£6.293m), Housing Revenue Account (HRA) (£0.715m));
- Net Carry Forward to 2022/23, approved at Month 9 of (£0.667m), switch of additional capital grants for Primary Free School Meals (£1.262m) and Integrated Care Fund (£0.839m) (all CF)
- Identified savings at outturn (£0.370m) (all CF)

Actual expenditure for the year was £67.907m (see Table 3).

The final outturn funding surplus from the 2021/22 – 2023/24 Capital Programme is £6.296m. The 2022/23 – 2024/25 Capital Programme was approved on the 7th December 2021, utilising £4.147m of the current year surplus towards the programme and leaving a projected funding deficit of £0.081m, following the final local government settlement. The final outturn for 2021/22 has the impact of a revised opening funding position surplus of £2.068m, prior to the realisation of additional capital receipts and/or other funding sources.

RECOMMENDATIONS

	Cabinet are requested to:
1	Approve the overall report.
2	Approve the carry forward adjustments, as set out at 1.14.
3	Approve the additional allocations, as set out in 1.18.

REPORT DETAILS

1.00	EXPLAINING THE CAPITAL PROGRAMME MONITORING POSITION – OUTTURN 2021/22
1.01	Background The Council approved a Council Fund (CF) Capital Programme of £12.706m for 2021/22 at its meeting on 8 th December 2020 and a Housing Revenue Account (HRA) Capital Programme of £34.835m for 2021/22 at its meeting on 16 February 2021.
1.02	For presentational purposes the Capital Programme is shown as a whole, with sub-totals for the CF and HRA. In reality the HRA programme is ‘ring fenced’ and can only be used for HRA purposes.
1.03	Changes since Budget approval Table 1 below sets out how the programme has changed during 2021/22. More detailed cumulative information relating to each Portfolio is provided in Appendix A:-

Table 1

REVISED PROGRAMME	Original Budget 2021/22	Carry Forward from 2020/21	2021/22 Previously Reported			Savings - This Period	Changes - This Period	Revised Budget 2021/22
			Changes	Carry Forward to 2022/23	Savings			
			£m	£m	£m			
People & Resources	0.350	0.260	(0.455)	0.000	0.000	0.000	0.000	0.155
Governance	0.422	0.505	0.052	(0.103)	0.000	(0.020)	0.743	1.599
Education & Youth	5.877	7.570	12.124	(4.111)	0.000	0.000	2.081	23.541
Social Services	1.020	0.598	5.401	(0.932)	(0.450)	0.000	(0.788)	4.849
Planning, Environment & Economy	0.168	0.850	2.137	(0.674)	(0.060)	(0.006)	(0.195)	2.220
Streetscene & Transportation	2.015	2.527	15.984	(2.241)	(0.400)	0.000	(8.464)	9.421
Strategic Programmes	0.550	1.425	1.223	(0.960)	0.000	0.000	0.303	2.541
Housing & Assets	2.304	1.900	0.931	(1.171)	(0.386)	(0.344)	0.027	3.261
Council Fund Total	12.706	15.635	37.397	(10.192)	(1.296)	(0.370)	(6.293)	47.587
HRA Total	34.835	0.000	(10.265)	0.000	0.000	0.000	(0.715)	23.855
Programme Total	47.541	15.635	27.132	(10.192)	(1.296)	(0.370)	(7.008)	71.442

1.04

Carry Forward from 2020/21

Carry forward sums from 2020/21 to 2021/22, totalling £15.635m (CF £15.635m, HRA £0.000m), were approved as a result of the quarterly monitoring reports presented to Cabinet during 2020/21.

1.05

Changes during this period

Funding changes during this period have resulted in a net reduction in the programme total of £7.008m (CF (£6.293m), HRA £0.715m). A summary of the changes, detailing major items, is shown in Table 2 below:-

Table 2

CHANGES DURING THIS PERIOD		
	Para	£m
<u>COUNCIL FUND</u>		
Increases		
Education - General	1.06	1.262
Investment grant for ICT in schools	1.07	0.743
Other Aggregate Increases	1.10	1.349
		3.354
Decreases		
Transportation Grants	1.08	(7.193)
Children's Services	1.09	(0.788)
Other Aggregate Decreases	1.10	(1.666)
		(9.647)
Total		(6.293)
<u>HRA</u>		
Increases		
Other Aggregate Increases	1.10	0.516
		0.516
Decreases		
Other Aggregate Decreases	1.10	(1.231)
		(1.231)
Total		(0.715)

1.06	In the final quarter, the Council was allocated additional Welsh Government (WG) grant funding to support the rollout of universal primary free school meals. This funding was used for existing expenditure on schools and a corresponding sum carried forward into 2022/23 (see Table 5) to be used in accordance with grant conditions.
1.07	WG have awarded funding for the purchase of equipment to improve schools IT infrastructure to meet the National Digital Standard for Schools.
1.08	A number of Local Transport Fund grant schemes have been re-profiled to match expenditure across financial years.
1.09	Re-profiling of the Child Care Offer Capital Grant for delivery of the final schemes in 2022/23.
1.10	During the final quarter of the year there have been a number of adjustments made to schemes that are funded from grants, revenue contributions to fund capital expenditure (CERA) and prudential borrowing, reflecting the need to re-profile funding between financial years to align expenditure incurred with the relevant funding source. This is the case with a number of the movements above.

1.11

Capital Expenditure compared to Budget

Outturn expenditure, across the whole of the Capital Programme was £67.907m. The breakdown of expenditure is analysed in Table 3, along with the percentage spend against budget.

This shows that 95.05% of the budget has been spent (CF 92.57%, HRA 100%). Corresponding figures for Outturn 2020/21 were 94.99% (CF 93.25%, HRA 100%).

1.12

The table also shows a projected underspend (pending carry forward and other adjustments) of £3.535m on the Council Fund and a break even position on the HRA.

Table 3

EXPENDITURE	Revised Budget	Outturn Expenditure	Percentage Spend v Budget	Variance Budget v Outturn (Under)/Over
	£m	£m	%	£m
People & Resources	0.155	0.000	0.00	(0.155)
Governance	1.599	1.319	82.49	(0.280)
Education & Youth	23.541	21.595	91.73	(1.946)
Social Services	4.849	4.743	97.81	(0.106)
Planning, Environment & Economy	2.220	2.076	93.51	(0.144)
Streetscene & Transportation	9.421	8.979	95.31	(0.442)
Strategic Programmes	2.541	2.537	99.84	(0.004)
Housing & Assets	3.261	2.803	85.96	(0.458)
Council Fund Total	47.587	44.052	92.57	(3.535)
Buy Back / Strategic Acquisition	0.504	0.504	100.00	0.000
Disabled Adaptations	0.960	0.960	100.00	0.000
Energy Schemes	1.998	1.998	100.00	0.000
Major Works	0.773	0.773	100.00	0.000
Accelerated Programmes	0.509	0.509	100.00	0.000
WHQS Improvements	17.079	17.079	100.00	0.000
Modernisation / Improvements	0.008	0.008	100.00	0.000
SHARP Programme	2.024	2.024	100.00	0.000
Housing Revenue Account Total	23.855	23.855	100.00	0.000
Programme Total	71.442	67.907	95.05	(3.535)

1.13

Details of the variances for individual programme areas are listed in Appendix B, which includes the reasons, and remedial actions which may be required, where those variances exceed +/- 10% of the revised budget. In addition, where carry forward into 2022/23 has been identified, this is also included in the narrative.

1.14	<p>Carry Forward into 2022/23</p> <p>During the quarter, carry forward requirements of £3.535m (all CF) have been identified which reflects reviewed spending plans across all programme areas; these amounts can be split into 2 areas, those required to meet the cost of programme works and/or retention payments in 2022/23 and Corporate provisions that are allocated as requested and approved.</p>																																																															
1.15	<p>The Corporate provisions are as follows:-</p> <ul style="list-style-type: none"> • 'Headroom' – A sum set aside for urgent works for which no other funding is available; and • Health & Safety – A sum set aside for urgent health and safety works for which no other funding is available. 																																																															
1.16	<p>Information relating to each programme area is contained in Appendix B and summarised in Table 4 below:</p> <p>Table 4</p> <table border="1" data-bbox="384 920 1321 1861"> <thead> <tr> <th colspan="3" style="text-align: left;">OUTTURN CARRY FORWARD - ANALYSIS</th> </tr> <tr> <th></th> <th style="text-align: right;">£m</th> <th style="text-align: right;">£m</th> </tr> </thead> <tbody> <tr> <td colspan="3">Contractually Committed</td> </tr> <tr> <td>Governance</td> <td style="text-align: right;">0.280</td> <td></td> </tr> <tr> <td>Education - General</td> <td style="text-align: right;">0.745</td> <td></td> </tr> <tr> <td>Primary Schools</td> <td style="text-align: right;">0.593</td> <td></td> </tr> <tr> <td>Secondary Schools</td> <td style="text-align: right;">0.152</td> <td></td> </tr> <tr> <td>Special Education</td> <td style="text-align: right;">0.456</td> <td></td> </tr> <tr> <td>Services to Older People</td> <td style="text-align: right;">0.106</td> <td></td> </tr> <tr> <td>Engineering</td> <td style="text-align: right;">0.091</td> <td></td> </tr> <tr> <td>Townscape Heritage Initiatives</td> <td style="text-align: right;">0.053</td> <td></td> </tr> <tr> <td>Highways</td> <td style="text-align: right;">0.424</td> <td></td> </tr> <tr> <td>Transportation</td> <td style="text-align: right;">0.018</td> <td></td> </tr> <tr> <td>Leisure Centres</td> <td style="text-align: right;">0.004</td> <td></td> </tr> <tr> <td>Administrative Buildings</td> <td style="text-align: right;">0.458</td> <td style="text-align: right;">3.380</td> </tr> <tr> <td></td> <td></td> <td style="text-align: right;">3.380</td> </tr> <tr> <td colspan="3">Corporate Allocations</td> </tr> <tr> <td>'Headroom'</td> <td style="text-align: right;">0.140</td> <td></td> </tr> <tr> <td>Health & Safety Works</td> <td style="text-align: right;">0.015</td> <td style="text-align: right;">0.155</td> </tr> <tr> <td></td> <td></td> <td style="text-align: right;">3.535</td> </tr> <tr> <td>Total</td> <td></td> <td style="text-align: right;">3.535</td> </tr> </tbody> </table>	OUTTURN CARRY FORWARD - ANALYSIS				£m	£m	Contractually Committed			Governance	0.280		Education - General	0.745		Primary Schools	0.593		Secondary Schools	0.152		Special Education	0.456		Services to Older People	0.106		Engineering	0.091		Townscape Heritage Initiatives	0.053		Highways	0.424		Transportation	0.018		Leisure Centres	0.004		Administrative Buildings	0.458	3.380			3.380	Corporate Allocations			'Headroom'	0.140		Health & Safety Works	0.015	0.155			3.535	Total		3.535
OUTTURN CARRY FORWARD - ANALYSIS																																																																
	£m	£m																																																														
Contractually Committed																																																																
Governance	0.280																																																															
Education - General	0.745																																																															
Primary Schools	0.593																																																															
Secondary Schools	0.152																																																															
Special Education	0.456																																																															
Services to Older People	0.106																																																															
Engineering	0.091																																																															
Townscape Heritage Initiatives	0.053																																																															
Highways	0.424																																																															
Transportation	0.018																																																															
Leisure Centres	0.004																																																															
Administrative Buildings	0.458	3.380																																																														
		3.380																																																														
Corporate Allocations																																																																
'Headroom'	0.140																																																															
Health & Safety Works	0.015	0.155																																																														
		3.535																																																														
Total		3.535																																																														
1.17	<p>In some instances amounts which had previously been identified as requiring carry forward have been reversed as it became clear that the expenditure was going to be incurred in the 2021/22 financial year, as shown</p>																																																															

below. Information relating to each programme area is contained in Appendix B and summarised in Table 5 below:-

Table 5

CARRY FORWARD INTO 2022/23	Month 4	Month 6	Reversed	WG Grant	Month 9	Sub Total	Outturn	Total
	£m	£m	£m	£m	£m	£m	£m	£m
	People & Resources	0.000	0.000	0.000	0.000	0.000	0.000	0.155
Governance	0.095	0.008	0.000	0.000	0.000	0.103	0.280	0.383
Education & Youth	(0.200)	0.093	0.000	3.900	0.318	4.111	1.946	6.057
Social Services	0.000	0.000	0.000	0.839	0.093	0.932	0.106	1.038
Planning, Environment & Economy	0.572	0.025	(0.003)	0.000	0.080	0.674	0.144	0.818
Streetscene & Transportation	1.976	0.000	0.000	0.000	0.265	2.241	0.442	2.683
Strategic Programmes	0.959	0.427	(0.746)	0.000	0.320	0.960	0.004	0.964
Housing & Assets	0.697	0.386	(0.042)	0.000	0.130	1.171	0.458	1.629
Council Fund	4.099	0.939	(0.791)	4.739	1.206	10.192	3.535	13.727
TOTAL	4.099	0.939	(0.791)	4.739	1.206	10.192	3.535	13.727

1.18

Additional Allocations

Additional allocations have been identified in the programme in the final quarter as follows:

- Highways Asset Management Plan (HAMP) - £1.450m. Additional allocation required due to the withdrawal of the Highways Refurbishment Grant plus funding towards immediate repairs following the County's bridge assessments.
- Well-Fed Shop Premises - £0.080m. The Council's capital contribution towards "Well-Fed", a social 'good food' business, intent on providing meal/food options for residents regardless of their income levels and thus helping to stop local food poverty via the provision of affordable good food.
- Demolition of former Penyffordd Junior CP School - £0.120m. Funding required to complete the demolition of the former school.
- Fuel Tank Replacement at Alltami Depot - £0.045m. There is a requirement to replace the existing fuel tank at Alltami Depot, as it is nearing the end of its useful life.
- Joint Archive Facility - £0.197m. Following an extended feasibility study that was completed in November 2021, the expected total cost of the project is to increase by £0.371m. Based on the original percentage split of funded allocated, the Council would be required to fund an additional £0.197m.

- Croes Atti Residential Care Home - £0.300m. Additional funding required for the design and development costs for the scheme, for the build of the new residential home.
- Flintshire Safer Streets - £0.160m. Match funding is required by the Community and Business Protection team for a proposed grant bid to support safer street initiatives.
- Levelling Up Fund - £0.250m. Funding for full design and procurement work for the Council's Levelling Up Fund bids. The incurred costs can be claimed from UK Government, should the bids be successful or contribute towards match funding.

All can be funded from the additional General Capital Grant awarded in February 2022.

1.19

Savings

The following savings have been identified in the programme in the last quarter.

Table 6

IDENTIFIED SAVINGS	
	Savings
	£m
Information Technology	0.020
Private Sector Renewal/Improvement	0.006
Disabled Facilities Grants	0.344
Total	0.370

1.20

Funding of 2021/22 Approved Schemes

The position at outturn is summarised in Table 7 below for the three year Capital Programme between 2021/22 – 2023/24:-

Table 7

FUNDING OF APPROVED SCHEMES 2021/22 - 2023/24		
	£m	£m
Balance carried forward from 2020/21		(1.968)
Increases		
Shortfall in 2021/22 to 2023/24 Budget	1.317	
Additional allocations from February 2022 GCG	2.602	
		<u>3.919</u>
Decreases		
Additional GCG - 2021/22 Confirmed December 2020	(1.461)	
Additional GCG - 2021/22 Confirmed February 2022	(3.185)	
Actual In year receipts	(1.935)	
Savings	(1.666)	<u>(8.247)</u>
Funding - (Available)/Shortfall		(6.296)

1.21 Capital receipts received in the final quarter of 2021/22, along with savings identified, total £0.809m. In February 2022, WG allocated the Council additional GCG funding of £3.185m. A request for additional allocations of £2.602m is proposed to be funded from this allocation, leaving a surplus of £0.583m.

The final outturn funding surplus from the 2021/22 – 2023/24 Capital Programme is £6.296m. The 2022/23 – 2024/25 Capital Programme was approved on the 7th December 2021, utilising £4.147m of the current year surplus towards the programme and leaving a projected funding deficit of £0.081m, following the final local government settlement. The final outturn position has the impact of a revised opening funding position surplus of £2.068m, prior to the realisation of additional capital receipts and/or other funding sources.

1.22 **Investment in County Towns**

At its meeting on 12th December 2017, the Council approved a Notice of Motion relating to the reporting of investment in county towns. The extent and format of the reporting was agreed at the Corporate Resources Overview and Scrutiny Committee on 14th June 2018.

1.23 Table 8 below shows a summary of the 2020/21 and 2021/22 actual expenditure, and budgets for future years as approved by Council at its meeting of 8th December, 2020. Further detail can be found in Appendix C, including details of the 2021/22 revised budget.

Table 8

INVESTMENT IN COUNTY TOWNS			
	2020/21 Actual £m	2021/22 Revised Budget £m	2022 - 2024 Budget £m
Buckley / Penyffordd	10.157	2.035	16.004
Connah's Quay / Shotton	1.412	0.842	4.423
Flint / Bagillt	2.181	0.368	8.884
Holywell / Caerwys / Mostyn	1.457	4.512	4.144
Mold / Treuddyn / Cilcain	5.655	7.241	48.760
Queensferry / Hawarden / Sealand	5.825	8.031	6.592
Saltney / Broughton / Hope	4.841	4.929	25.000
Unallocated / To Be Confirmed	1.256	1.748	20.025
Total	32.784	29.706	133.832

1.24 The inclusion of actuals for 2020/21 and approved schemes for future years allows a slightly fuller picture of investment plans. However, expenditure which has occurred in years prior to 2020/21 has not been included, and the expenditure and budgets reported should be considered in that context.

1.25 There are two significant factors which increase allocations to particular areas, these are homes developed under SHARP, and new or remodelled schools. The impact of these can be seen in the detail shown in Appendix C.

1.26 Some expenditure cannot yet be allocated to specific towns as schemes are not yet fully developed or are generic in nature and not easily identifiable to one of the seven areas. As such schemes are identified the expenditure will be allocated to the relevant area.

1.27 Information on the split between internal and external funding can be found in Appendix C.

1.28 In addition to the information contained in Appendix C, there is also considerable capital expenditure on the HRA Welsh Housing Quality Standard (WHQS), which was originally outside the scope of this analysis. A summary is provided in Table 9 below, albeit using a slightly different catchment area basis.

Table 9

WHQS Programme			
	2020/21 Actual £m	2021/22 Budget £m	2021/22 Actual £m
Holywell	0.136	0.800	0.850
Flint	0.189	0.800	0.870
Deeside & Saltney	2.151	4.260	4.430
Buckley	3.568	4.800	4.820
Mold	1.160	5.010	5.150
Connah's Quay & Shotton	0.632	0.860	0.960
Total	7.836	16.530	17.080

2.00 RESOURCE IMPLICATIONS

2.01 Financial implications - As set out in the body of the report.

2.02 Personnel implications - None directly as a result of this report.

3.00 IMPACT ASSESSMENT AND RISK MANAGEMENT

3.01 There are no risks associated with the information contained herein relating to capital outturn.

The impact of the pandemic will continue to be monitored closely during the next financial year. Due to the re-profiling of schemes from the 2021/22 and resources available to manage and deliver schemes, the levels of planned expenditure in 2022/23 may be affected, resulting in a high level of carry forward requests to re-phase budgets into the 2023/24 programme.

In addition to the above, the supply and demand of materials is being significantly impacted by the overseas supply market disruption, leading to cost increases, higher tender prices and project delays.

Grants received will also to be closely monitored to ensure that expenditure is incurred within the terms and conditions of the grant. The capital team will work with project leads to report potential risks of achieving spend within timescales and assist in liaising with the grant provider.

The Council has a prudent policy of allocating its own capital receipts to fund capital projects only when receipts are actually received rather than when it

	is anticipated the receipt will be received, and this position continues to be the case.
--	--

4.00	CONSULTATIONS REQUIRED/CARRIED OUT
4.01	No consultation is required as a direct result of this report.

5.00	APPENDICES
5.01	Appendix A: Capital Programme - Changes during 2021/22
5.02	Appendix B: Variances
5.03	Appendix C: Investment in Towns

6.00	LIST OF ACCESSIBLE BACKGROUND DOCUMENTS
6.01	Capital Programme monitoring papers 2021/22.

7.00	CONTACT OFFICER DETAILS
7.01	Contact Officer: Chris Taylor, Strategic Finance Manager Telephone: 01352 703309 E-mail: christopher.taylor@flintshire.gov.uk

8.00	GLOSSARY OF TERMS
8.01	<p>Budget Re-profiling: Capital schemes are very dynamic and a number of factors can influence their timing and funding. Budget re-profiling assures that the correct resources are available in the correct accounting period to finance the actual level of expenditure.</p> <p>Capital Expenditure: Expenditure on the acquisition of non-current assets or expenditure which extends the useful life of an existing asset</p> <p>Capital Programme: The Council's financial plan covering capital schemes and expenditure proposals for the current year and a number of future years. It also includes estimates of the capital resources available to finance the programme.</p> <p>Capital Receipts: Receipts (in excess of £10,000) realised from the disposal of assets.</p> <p>Carry Forward: Carry forward occurs when schemes due to be completed in a given financial year are delayed until a subsequent year. In this case the relevant funding is carried forward to meet the delayed, contractually committed expenditure.</p>

CERA: Capital Expenditure charged to Revenue Account. The Council is allowed to use its revenue resources to fund capital expenditure. However the opposite is not permissible.

Council Fund (CF): The fund to which all the Council's revenue and capital expenditure is charged.

Housing Revenue Account (HRA): The fund to which all the Council's revenue and capital expenditure relating to its housing stock is charged.

MRA: Major Repairs Allowance. A general capital grant from WG for HRA purposes.

Non-current Asset: A resource controlled (but not necessarily owned) by the Council, from which economic benefits or service potential are expected to flow to the Council for more than 12 months.

Section 106: Monies are received from developers/contractors pursuant to Section 106 of the Town & Country Planning Act 1990. These sums are available for use once the relevant terms of the individual agreement have been met. The monies are most commonly used for educational enhancement, play areas, highways and affordable housing.

Target Hardening: Measures taken to prevent unauthorised access to Council sites.

Unhypothecated Supported Borrowing (USB), commonly referred to as Supported Borrowing - Each year Welsh Government provide Councils with a Supported Borrowing allocation. Councils borrow to fund capital expenditure equivalent to that annual allocation, Welsh Government then include funding to cover the revenue costs associated with the borrowing for future years within the Revenue Support Grant. The Council decides how this funding is spent.

Unsupported (Prudential) Borrowing: Borrowing administered under the Prudential Code, whereby Authorities can set their own policies on acceptable levels and types of borrowing. The Prudential Framework allows Authorities to take out loans in response to overall cash flow forecasts and other factors provided they can show that the borrowing is to meet planned capital expenditure in the current year or the next three years.

Mae'r dudalen hon yn wag yn bwrpasol

CAPITAL PROGRAMME - CHANGES DURING 2021/22

	Original Budget 2021/22	Carry Forward from 2020/21	2021/22 Previously Reported			Savings (Current)	Changes (Current)	Revised Budget 2021/22
			Changes	Carry Forward to 2022/23	Savings			
	£m	£m	£m	£m		£m	£m	£m
Council Fund :								
People & Resources								
'Headroom'	0.350	0.210	(0.420)	0.000	0.000	0.000	0.000	0.140
Corporate Finance - H & S	0.000	0.050	(0.035)	0.000	0.000	0.000	0.000	0.015
	0.350	0.260	(0.455)	0.000	0.000	0.000	0.000	0.155
Governance								
Information Technology	0.422	0.505	0.052	(0.103)	0.000	(0.020)	0.743	1.599
	0.422	0.505	0.052	(0.103)	0.000	(0.020)	0.743	1.599
Education & Youth								
Education - General	0.445	3.454	2.024	(4.033)	0.000	0.000	1.191	3.081
Primary Schools	1.400	0.400	3.790	(0.073)	0.000	0.000	0.292	5.809
Schools Modernisation	3.525	0.217	4.180	0.000	0.000	0.000	0.187	8.109
Secondary Schools	0.207	3.400	1.890	(0.205)	0.000	0.000	0.411	5.703
Special Education	0.300	0.099	0.240	0.200	0.000	0.000	0.000	0.839
	5.877	7.570	12.124	(4.111)	0.000	0.000	2.081	23.541
Social Services								
Services to Older People	0.656	0.506	0.158	(0.050)	(0.450)	0.000	0.000	0.820
Children's Services	0.364	0.092	5.243	(0.882)	0.000	0.000	(0.788)	4.029
	1.020	0.598	5.401	(0.932)	(0.450)	0.000	(0.788)	4.849
Planning, Environment & Economy								
Closed Landfill Sites	0.000	0.250	0.000	(0.250)	0.000	0.000	0.000	0.000
Engineering	0.038	0.372	0.075	(0.259)	0.000	0.000	0.000	0.226
Energy Services	0.000	0.000	0.705	0.000	0.000	0.000	0.078	0.783
Ranger Services	0.040	(0.022)	0.000	0.000	0.000	0.000	0.000	0.018
Townscape Heritage Initiatives	0.050	0.180	0.859	(0.165)	0.000	0.000	(0.390)	0.534
Private Sector Renewal/Improv't	0.040	0.070	0.498	0.000	(0.060)	(0.006)	0.117	0.659
	0.168	0.850	2.137	(0.674)	(0.060)	(0.006)	(0.195)	2.220
Streetscene & Transportation								
Waste	1.150	1.230	2.338	(1.930)	(0.400)	0.000	(0.817)	1.571
Cemeteries	0.265	0.000	0.000	(0.265)	0.000	0.000	0.000	0.000
Highways	0.600	1.234	2.318	0.000	0.000	0.000	(0.454)	3.698
Local Transport Grant	0.000	0.017	11.328	0.000	0.000	0.000	(7.193)	4.152
Solar Farms	0.000	0.046	0.000	(0.046)	0.000	0.000	0.000	0.000
	2.015	2.527	15.981	(6.211)	(0.400)	0.000	(8.464)	9.421

APPENDIX A (Cont.)

	Original Budget 2021/22	Carry Forward from 2020/21	2021/22 Previously Reported			Savings (Current)	Changes (Current)	Revised Budget 2021/22
			Changes	Carry Forward to 2022/23	Savings			
	£m	£m	£m	£m	£m	£m	£m	£m
Strategic Programmes								
Leisure Centres	0.250	0.107	0.000	(0.282)	0.000	0.000	0.000	0.075
Play Areas	0.200	0.350	0.023	(0.394)	0.000	0.000	0.303	0.482
Libraries	0.000	0.009	0.000	(0.009)	0.000	0.000	0.000	0.000
Theatr Clwyd	0.100	0.959	1.200	(0.275)	0.000	0.000	0.000	1.984
	0.550	1.425	1.223	(0.960)	0.000	0.000	0.303	2.541
Housing & Assets								
Administrative Buildings	0.644	0.424	0.105	(0.130)	0.000	0.000	0.032	1.075
Community Asset Transfers	0.000	0.697	0.000	(0.655)	0.000	0.000	0.000	0.042
Affordable Housing	0.000	0.000	0.582	0.000	0.000	0.000	0.000	0.582
Disabled Facilities Grants	1.660	0.779	0.244	(0.386)	(0.386)	(0.344)	(0.005)	1.562
	2.304	1.900	0.931	(1.171)	(0.386)	(0.344)	0.027	3.261
Housing Revenue Account :								
Buy Back / Strategic Acquisition	0.000	0.000	0.419	0.000	0.000	0.000	0.085	0.504
Disabled Adaptations	1.114	0.000	-0.244	0.000	0.000	0.000	0.090	0.960
Energy Schemes	0.510	0.000	1.147	0.000	0.000	0.000	0.341	1.998
Major Works	0.726	0.000	0.253	0.000	0.000	0.000	(0.206)	0.773
Accelerated Programmes	0.561	0.000	0.034	0.000	0.000	0.000	(0.086)	0.509
WHQS Improvements	16.530	0.000	0.854	0.000	0.000	0.000	(0.305)	17.079
Modernisation / Improvements	1.342	0.000	-1.334	0.000	0.000	0.000	0.000	0.008
SHARP Programme	14.052	0.000	(11.394)	0.000	0.000	0.000	(0.634)	2.024
	34.835	0.000	(10.265)	0.000	0.000	0.000	(0.715)	23.855
Totals :								
Council Fund	12.706	15.635	37.397	(10.192)	(1.296)	(0.370)	(6.293)	47.587
Housing Revenue Account	34.835	0.000	(10.265)	0.000	0.000	0.000	(0.715)	23.855
Grand Total	47.541	15.635	27.132	(10.192)	(1.296)	(0.370)	(7.008)	71.442

PEOPLE & RESOURCES

Capital Budget Monitoring 2021/22 - Outturn

Programme Area	Total Budget £m	Outturn £m	Variance (Under)/ Over £m	Variance %age %	Variance Prev Qtr £m	Cause of Variance	Action Required	Comments
'Headroom'	0.140	0.000	(0.140)	-100	0.000	Corporate provision - to be allocated as requested and approved.	Carry Forward - Request approval to move funding of £0.140m to 2022/23.	
Corporate Finance - Health & Safety	0.015	0.000	(0.015)	-100	0.000	Corporate provision - to be allocated as requested and approved.	Carry Forward - Request approval to move funding of £0.015m to 2022/23.	
Total	0.155	0.000	(0.155)	-100	0.000			

GOVERNANCE

Capital Budget Monitoring 2021/22 - Outturn

Programme Area	Total Budget £m	Outturn £m	Variance (Under)/ Over £m	Variance %age %	Variance Prev Qtr £m	Cause of Variance	Action Required	Comments
Information Technology	1.599	1.319	(0.280)	-18	0.000	Server replacement (£0.018m), cyber security (£0.098m) and equipment at datacentres (£0.164m) works to continue into 2022/23.	Carry Forward - Request approval to move funding of £0.280m to 2022/23.	£0.020m savings identified on the air conditioning replacement project.
Total	1.599	1.319	(0.280)	-18	0.000			

Variance = Budget v Outturn

Tudalen 613

EDUCATION & YOUTH

Capital Budget Monitoring 2021/22 - Outturn

Programme Area	Total Budget £m	Outturn £m	Variance (Under)/ Over £m	Variance %age %	Variance Prev Qtr £m	Cause of Variance	Action Required	Comments
Education - General	3.081	2.336	(0.745)	-24	(0.121)	Upgrade of kitchen equipment in schools (£0.100m). Health & Safety (£0.027m), fire alarm upgrades works (£0.043m) and the ongoing R&M programme (£0.575m) to be completed in 2022/23.	Carry Forward - Request approval to move funding of £0.745m to 2022/23.	
Primary Schools	5.809	5.216	(0.593)	-10	(0.007)	Ysgol Bryn Coch kitchen ventilation works due to commence early 2022/23 (£0.196m). Northop Hall CP extension (£0.092m), Ysgol Glanrafon scheme (£0.236m) and ongoing R&M programme (£0.069m) to be completed in 2022/23.	Carry Forward - Request approval to move funding of £0.593m to 2022/23.	
Primary Schools Modernisation	8.109	8.109	0.000	0	0.000			
Secondary Schools	5.703	5.551	(0.152)	-3	(0.190)	Ongoing R&M programme works (£0.054m) and Buckley Elfed car parking remaining works (£0.098m) will be completed in 2022/23.	Carry Forward - Request approval to move funding of £0.152m to 2022/23.	
Special Education	0.839	0.383	(0.456)	-54	0.000	DDA/SEN programme for works including Drury & Ysgol Trelogan CP.	Carry Forward - Request approval to move funding of £0.456m to 2022/23.	
Total	23.541	21.595	(1.946)	-8	(0.318)			

Variance = Budget v Outturn

SOCIAL SERVICES

Capital Budget Monitoring 2021/22 - Outturn

Programme Area	Total Budget £m	Outturn £m	Variance (Under)/ Over £m	Variance %age %	Variance Prev Qtr £m	Cause of Variance	Action Required	Comments
Services to Older People	0.820	0.714	(0.106)	-13	0.000	Outstanding works to progress into 2022/23 at Marleyfield Care Home.	Carry Forward - Request approval to move funding of £0.106m to 2022/23.	
Children's Services	4.029	4.029	0.000	0	(0.093)			
Total	4.849	4.743	(0.106)	-2	(0.093)			

Variance = Budget v Projected Outturn

PLANNING, ENVIRONMENT & ECONOMY

Capital Budget Monitoring 2021/22 - Outturn

Programme Area	Total Budget £m	Outturn £m	Variance (Under)/ Over £m	Variance %age %	Variance Prev Qtr £m	Cause of Variance	Action Required	Comments
Engineering	0.226	0.136	(0.090)	-40	0.000	Works to be commissioned and started in 2022/23.	Carry Forward - Request approval to move funding of £0.090m in to 2022/23.	
Energy Services	0.783	0.782	(0.001)	-0	0.000			
Ranger Services	0.018	0.018	0.000	0	0.000			
Townscape Heritage Initiatives	0.534	0.481	(0.053)	-10	(0.080)	The pandemic has caused delays to the works which are set to commence in 2022/23.	Carry Forward - Request approval to move funding of £0.053m in to 2022/23.	
Private Sector Renewal/Improvement	0.659	0.659	0.000	0	0.000			One-off saving identified of £0.006m in year.
Total	2.220	2.076	(0.144)	-6	(0.080)			

Variance = Budget v Outturn

STREETSCENE & TRANSPORTATION

Capital Budget Monitoring 2021/22 - Outturn

Programme Area	Total Budget £m	Outturn £m	Variance (Under)/ Over £m	Variance %age %	Variance Prev Qtr £m	Cause of Variance	Action Required	Comments
Waste Services	1.571	1.571	0.000	0	0.000			
Cemeteries	0.000	0.000	0.000	0	(0.265)			
Highways	3.698	3.274	(0.424)	-11	0.000	Carry forward required for a number of highway improvement schemes that will progress into 2022/23.	Carry Forward - Request approval to move funding of £0.424m to 2022/23.	The schemes have been delayed as a result of the pandemic and the impact it has had on supply chains.
Local Transport Grant	4.152	4.134	(0.018)	-0	0.000	Carry forward required to fund town centre signage in Holywell.	Carry Forward - Request approval to move funding of £0.018m to 2022/23.	
Total	9.421	8.979	(0.442)	-5	(0.265)			

Variance = Budget v Outturn

STRATEGIC PROGRAMMES

Capital Budget Monitoring 2021/22 - Outturn

Programme Area	Total Budget £m	Outturn £m	Variance (Under)/ Over £m	Variance %age %	Variance Prev Qtr £m	Cause of Variance	Action Required	Comments
Leisure Centres	0.075	0.071	(0.004)	-5	(0.132)	Continuing works on the Leisure Centres estates.	Carry Forward - Request approval to move funding of £0.004m in to 2022/23.	
Play Areas	0.482	0.482	0.000	0	(0.151)			
Libraries	0.000	0.000	0.000	0	(0.009)			
Theatr Clwyd	1.984	1.984	0.000	0	(0.028)			
Total	2.541	2.537	(0.004)	-0	(0.320)			

Variance = Budget v Outturn

HOUSING & ASSETS

Capital Budget Monitoring 2021/22 - Outturn

Programme Area	Total Budget £m	Outturn £m	Variance (Under)/ Over £m	Variance %age %	Variance Prev Qtr £m	Cause of Variance	Action Required	Comments
Administrative Buildings	1.075	0.617	(0.458)	-43	(0.130)	Programme of works to progress into 2022/23.	Carry Forward - Request approval to move funding of £0.458m in to 2022/23.	
Community Asset Transfers	0.042	0.042	0.000	0	0.000			The funding for Capital Asset Transfers is allocated for specific purposes and is drawn down as and when required.
Affordable Housing	0.582	0.582	0.000	0	0.000			
Disabled Facilities Grants	1.562	1.562	0.000	0	0.000	A staffing restructure plus, a stabilisation of works resulted in the remaining budget not being required in the new year. Base budget plus previous carry forwards is sufficient.		DFG spend is customer driven and volatile. Saving of £0.344m identified.
Total	3.261	2.803	(0.458)	-14	(0.130)			

Variance = Budget v Outturn

HOUSING REVENUE ACCOUNT

Capital Budget Monitoring 2021/22 - Outturn

Programme Area	Total Budget	Outturn	Variance (Under)/ Over	Variance %age	Variance Prev Qtr	Cause of Variance	Action Required	Comments
	£m	£m	£m	%	£m			
Buy Back / Strategic Acquisition	0.504	0.504	0.000	0				
Disabled Adaptations	0.960	0.960	0.000	0	0.000			
Energy Services	1.998	1.998	0.000	0	0.000			
Major Works	0.773	0.773	0.000	0	0.000			
Accelerated Programmes	0.509	0.509	0.000	0	0.000			
WHQS Improvements	17.079	17.079	0.000	0	0.000			
Modernisation / Improvements	0.008	0.008	0.000	0	0.000			
SHRP	2.024	2.024	0.000	0	0.000			
Total	23.855	23.855	0.000	0	0.000			

Variance = Budget v Outturn

SUMMARY

Capital Budget Monitoring 2021/22 - Outturn

Programme Area	Total Budget	Outturn	Variance (Under)/ Over	Variance %age	Variance Prev Qtr	Cause of Variance	Action Required	Comments
	£m	£m	£m	%	£m			
People & Resources	0.155	0.000	(0.155)	-100	0.000			
Governance	1.599	1.319	(0.280)	-18	0.000			
Education & Youth	23.541	21.595	(1.946)	-8	(0.318)			
Social Services	4.849	4.743	(0.106)	-2	(0.093)			
Planning, Environment & Economy	2.220	2.076	(0.144)	-6	(0.080)			
Streetscene & Transportation	9.421	8.979	(0.442)	-5	(0.265)			
Strategic Programmes	2.541	2.537	(0.004)	-0	(0.320)			
Housing & Assets	3.261	2.803	(0.458)	-14	(0.130)			
Sub Total - Council Fund	47.587	44.052	(3.535)	-7	(1.206)			
Housing Revenue Account	23.855	23.855	0.000	0	0.000			
Total	71.442	67.907	(3.535)	-5	(1.206)			

Variance = Budget v Outturn

Mae'r dudalen hon yn wag yn bwrpasol

INVESTMENT IN COUNTY TOWNS - 2020/21 ACTUAL SPEND

APPENDIX C

TOWN FUNDING	20/21 ACTUAL £000	BUCKLEY		CONNAH'S QUAY		FLINT		HOLYWELL		MOLD		QUEENSFERRY		SALTNEY		UNALLOCATED		TOTALS			
		Internal £000	External £000	Internal £000	External £000	Internal £000	External £000	Internal £000	External £000	Internal £000	External £000	Internal £000	External £000	Internal £000	External £000	Internal £000	External £000	Internal £000	External £000	Total £000	
EXPENDITURE																					
HOUSING - HRA																					
SHARP	1,152	122		20		51		187		227		366					179		1,152	0	1,152
EDUCATION & YOUTH																					
Connah's Quay High School	264			69	195														69	195	264
Queensferry Campus	3,303												3,303						0	3,303	3,303
Ysgol Glanrafon	770										770								0	770	770
Castell Alun High School	3,511													3,511					3,511	0	3,511
SOCIAL CARE																					
Marleyfield EPH	8,005	4,225	3,780																4,225	3,780	8,005
PLANNING, ENVIRONMENT & ECONOMY																					
Solar PV Farms	2,058			433		1,625													2,058	0	2,058
STREETSCENE & TRANSPORTION																					
Highways Maintenance	1,259		131		54				398		156		53		243		140	84	140	1,119	1,259
Transport Grant	6,136		45		641		505	164	708		30		2,103		1,087			853	164	5,972	6,136
Improvements to Standard Yard Waste Transfer Station	447		447																0	447	447
STRATEGIC PROGRAMMES																					
Theatr Clwyd - Redevelopment	1,808										1,808								0	1,808	1,808
HOUSING & ASSETS																					
County Hall Demolition	1,042										1,042								1,042	0	1,042
Adaptable Housing	3,029	1,407									1,622								3,029	0	3,029
	32,784	5,754	4,403	522	890	1,676	505	351	1,106	2,891	2,764	366	5,459	3,511	1,330	319	937	15,390	17,394	32,784	
AREA TOTAL			10,157	1,412	2,181	1,457	5,655	5,825	4,841	1,256											

623

INVESTMENT IN COUNTY TOWNS - 2021/22- Outturn

APPENDIX C (Cont)

TOWN FUNDING	ACTUAL TO DATE £000	BUCKLEY		CONNAH'S QUAY		FLINT		HOLYWELL		MOLD		QUEENSFERRY		SALTNEY		UNALLOCATED		TOTALS			
		Internal £000	External £000	Internal £000	External £000	Internal £000	External £000	Internal £000	External £000	Internal £000	External £000	Internal £000	External £000	Internal £000	External £000	Internal £000	External £000	Internal £000	External £000	Total £000	
EXPENDITURE																					
HOUSING - HRA																					
SHARP	2,024					20		1,635	289	5		2				73			1,715	309	2,024
EDUCATION & YOUTH																					
Queensferry Campus	7,651											2,214	5,437						2,214	5,437	7,651
Ysgol Glanrafon	3,157										3,157								0	3,157	3,157
Castell Alun High School	4,216													3,121	1,095				3,121	1,095	4,216
SOCIAL CARE																					
Marleyfield EPH	605	605																	605	0	605
Ty Nyth, Children's Residential Care	462										462								0	462	462
PLANNING, ENVIRONMENT & ECONOMY																					
Solar PV Farms	600				600														600	0	600
STREETSCENE & TRANSPORTION																					
Improvements to Standard Yard Waste Transfer Station	386		386																0	386	386
Improvements to Greenfield Waste Transfer Station	795							27	768										27	768	795
Highways Maintenance	2,506	137	28	35		197		344	421	92	433	242		103	68	406	0	1,556	950	2,506	
Transport Grant	4,133		772		207		151		1,011		253		136		542		1,061	0	4,133	4,133	
STRATEGIC PROGRAMMES																					
Theatr Clwyd - Redevelopment	1,984									661	1,323								661	1,323	1,984
HOUSING & ASSETS																					
Affordable Housing	582									582									582	0	582
	29,101	742	1,186	635	207	197	171	2,006	2,489	1,340	5,628	2,458	5,573	3,224	1,705	479	1,061	11,081	18,020	29,101	
AREA TOTAL			1,928	842	368	4,495	6,968	8,031	4,929	1,540											

Tudalen 625

INVESTMENT IN COUNTY TOWNS - 2022-2024 BUDGET

APPENDIX C (Cont)

TOWN FUNDING	FUTURE BUDGET £000	BUCKLEY		CONNAH'S QUAY		FLINT		HOLYWELL		MOLD		QUEENSFERRY		SALTNEY		UNALLOCATED		TOTALS			
		Internal £000	External £000	Internal £000	External £000	Internal £000	External £000	Internal £000	External £000	Internal £000	External £000	Internal £000	External £000	Internal £000	External £000	Internal £000	External £000	Total £000			
EXPENDITURE																					
HOUSING - HRA																					
SHARP	10,052	968		817		44		4,060		3,285		878							10,052	0	10,052
EDUCATION & YOUTH																					
Ysgol Croes Atti, Shotton	750			262	488														262	488	750
Ysgol Croes Atti, Flint	5,550					1,975	3,575												1,975	3,575	5,550
Drury County Primary	3,650	1,278	2,372																1,278	2,372	3,650
Penyffordd CP	600	257	343																257	343	600
Elfed High School	4,488	1,571	2,917																1,571	2,917	4,488
Mynydd Isa Area	2,312	1,503	809																1,503	809	2,312
Saltney/Broughton Area	25,000												16,250	8,750					16,250	8,750	25,000
Joint Archive Facility, FCC and DCC	3,028									3,028									3,028	0	3,028
SOCIAL CARE																					
Mockingbird	384																384		384	0	384
Ty Nyth, Children's Residential Care	789					650				789									789	0	789
Croes Atti Residential Care Home	650																		650	0	650
Relocation of Tri-Ffordd Day Service provision	2,700									2,700									2,700	0	2,700
STREETSCENE & TRANSPORTION																					
Improvements to Standard Yard Waste Transfer Station	3,405	3,405																	3,405	0	3,405
Highways Asset Management Plan	3,000															3,000			3,000	0	3,000
Transport Grant	5,689		581		1,356		40		84		365		2,714				549		0	5,689	5,689
STRATEGIC PROGRAMMES																					
Theatr Clwyd - Redevelopment	38,275									7,000	31,275								7,000	31,275	38,275
HOUSING & ASSETS																					
Adaptable Housing	23,510			1,500		2,600				318		3,000					16,092		23,510	0	23,510
	133,832	8,982	7,022	2,579	1,844	5,269	3,615	4,060	84	17,120	31,640	3,878	2,714	16,250	8,750	19,476	549	77,614	56,218	133,832	

AREA TOTAL 16,004 4,423 8,884 4,144 48,760 6,592 25,000 20,025

Eitem ar gyfer y Rhaglen 12



CABINET

Date of Meeting	Tuesday 12 th July 2022
Report Subject	Prudential Indicators - Actuals 2021/22
Cabinet Member	Cabinet Member for Finance, Inclusion, Resilient Communities including Social Value and Procurement
Report Author	Corporate Finance Manager
Type of Report	Operational

EXECUTIVE SUMMARY

Under the Prudential Code for Capital Finance in Local Authorities (the Prudential Code), as updated in 2017, Councils are required to set a range of Prudential Indicators. This report provides details of the Council's actual Prudential Indicators for 2021/22 compared with the estimates set for:-

- Prudential Indicators for Prudence
- Prudential Indicators for Affordability

RECOMMENDATIONS

1	That Members approve the report.
---	----------------------------------

REPORT DETAILS

1.00	EXPLAINING THE PRUDENTIAL INDICATORS
1.01	<p>Background</p> <p>The background to this item is provided in the reports to Cabinet on 13th July 2021, Prudential Indicators Actuals 2020/21, to Council on 8th December 2020, Capital Strategy including Prudential Indicators 2021/22 to 2023/24 and to Council on 7th December 2021, Capital Strategy including Prudential Indicators 2022/23 to 2024/25.</p>
1.02	<p>The Prudential Code has been developed by the Chartered Institute of Public Finance & Accountancy (CIPFA) as a professional code of practice to support local authorities in determining their programmes for capital investment in fixed assets. Local authorities are required by Regulation to have regard to the Prudential Code when carrying out duties under Part 1 of the Local Government Act 2003.</p>
1.03	<p>The framework established by the Prudential Code is intended to support local strategic planning, local asset management planning and robust option appraisal. The objectives of the Code are to ensure, within a clear framework, that the capital investment plans of local authorities are affordable, prudent and sustainable, and that treasury management decisions are taken in accordance with good professional practice.</p>
1.04	<p>The Prudential Code sets out the indicators that must be used, and the factors that must be taken into account in preparing them.</p>
1.05	<p>Changes to CIPFA's Codes of Practice 2017</p> <p>CIPFA published new editions of the Prudential Code for Capital Finance in Local Authorities and the Treasury Management in the Public Services: Code of Practice and Cross-sectoral Guidance in late December 2017 which complement each other.</p>
1.06	<p>Changes to the revised Codes which impact on the Prudential Indicators are minimal with the main difference being that there is no longer a need to include an indicator for the Estimated Impact of Capital Decisions on Council Tax and Rent levels. All changes within the 2017 Code which impact on Prudential Indicators below have therefore been made.</p>
1.07	<p>Actual Prudential Indicators for 2021/22 have now been calculated in respect of the following:-</p> <ul style="list-style-type: none">• Estimates of Capital Expenditure• Estimates of Capital Financing Requirement• Authorised Limit• Estimates of Financing Costs to Net Revenue Stream

	The Code does not specify how the Council should have regard to these factors, but instead concentrates on the means by which the Council demonstrates that the proposals are affordable, prudent and sustainable.																																			
	<p><u>Prudential Indicators for Prudence</u></p> <p>Estimates of Capital Expenditure</p>																																			
1.08	The Prudential Indicators for capital expenditure are based on the Council's capital programme (that takes into account the Council's asset management and capital investment strategies), and are supplemented (for capital accounting purposes) by the value of finance leases held. The capital expenditure totals are the starting point for the calculation of the Prudential Indicators and essentially provide the base financial data from which all other indicators follow.																																			
1.09	<p>Actual 2021/22 capital expenditure for the Council Fund and the Housing Revenue Account (HRA) is £67.907m as shown in Table 1 below. Actual expenditure for 2020/21, and the 2021/22 and 2022/23 estimates are included for information.</p> <p>Table 1</p> <table border="1" data-bbox="312 954 1377 1364"> <thead> <tr> <th colspan="5">ESTIMATES OF CAPITAL EXPENDITURE</th> </tr> <tr> <th></th> <th>2020/21</th> <th>2021/22</th> <th>2021/22</th> <th>2022/23</th> </tr> <tr> <th></th> <th>Actual</th> <th>Estimate</th> <th>Actual</th> <th>Estimate</th> </tr> <tr> <th></th> <th>£m</th> <th>£m</th> <th>£m</th> <th>£m</th> </tr> </thead> <tbody> <tr> <td>Council Fund</td> <td>45.888</td> <td>12.706</td> <td>44.052</td> <td>37.469</td> </tr> <tr> <td>Housing Revenue Account</td> <td>17.028</td> <td>34.835</td> <td>23.855</td> <td>25.074</td> </tr> <tr> <td>Total</td> <td>62.916</td> <td>47.541</td> <td>67.907</td> <td>62.543</td> </tr> </tbody> </table> <p>The increase in expenditure in 2021/22 is predominantly due to the confirmation of additional grant funding streams and agreed carry forwards as a result of re-profiling capital schemes.</p>	ESTIMATES OF CAPITAL EXPENDITURE						2020/21	2021/22	2021/22	2022/23		Actual	Estimate	Actual	Estimate		£m	£m	£m	£m	Council Fund	45.888	12.706	44.052	37.469	Housing Revenue Account	17.028	34.835	23.855	25.074	Total	62.916	47.541	67.907	62.543
ESTIMATES OF CAPITAL EXPENDITURE																																				
	2020/21	2021/22	2021/22	2022/23																																
	Actual	Estimate	Actual	Estimate																																
	£m	£m	£m	£m																																
Council Fund	45.888	12.706	44.052	37.469																																
Housing Revenue Account	17.028	34.835	23.855	25.074																																
Total	62.916	47.541	67.907	62.543																																
1.10	Detailed analysis and commentary regarding 2021/22 outturn is provided in the Capital Programme Monitoring 2021/22 (Outturn) report elsewhere on this agenda.																																			
	<p>Estimates of Capital Financing Requirement</p>																																			
1.11	The actual (average) capital financing requirement for 2021/22 is £352.138m as shown in Table 2 below. This is the measure of the Council's underlying need to finance capital expenditure by borrowing or other long term liabilities.																																			

Table 2

ESTIMATES OF CAPITAL FINANCING REQUIREMENT				
	2020/21	2021/22	2021/22	2022/23
	Actual	Estimate	Actual	Estimate
	£m	£m	£m	£m
Council Fund	217.805	230.302	220.210	227.096
Housing Revenue Account	133.196	138.253	131.928	134.501
Total	351.001	368.555	352.138	361.597

Authorised Limit

- 1.12 Actual external debt for 2021/22 was £308.810m, with separately identified limits for borrowing and other long term liabilities such as finance leases, as shown in Table 3 below. It is compared with the Authorised Limit for borrowing, which allows headroom to absorb unforeseen unfunded expenditure. As can be seen, the actual position was well within the limit.

Table 3

AUTHORISED LIMIT FOR EXTERNAL DEBT				
	2020/21	2021/22	2021/22	2022/23
	Actual	Estimate	Actual	Estimate
	£m	£m	£m	£m
All Borrowing	347.017	390.000	304.670	411.000
Other Long Term Liabilities	5.049	35.000	4.140	35.000
Total	352.066	425.000	308.810	446.000

Prudential Indicators for Affordability**Ratio of Financing Costs to Net Revenue Stream**

- 1.13 The actual ratio of financing costs to net revenue stream for 2021/22 are as indicated in Table 4 below.

Table 4

RATIO OF FINANCING COSTS TO NET REVENUE STREAM				
	2020/21	2021/22	2021/22	2022/23
	Actual	Estimate	Actual	Estimate
	%	%	%	%
Council Fund	4.4%	4.6%	4.4%	4.4%
Housing Revenue Account	21.2%	21.4%	17.5%	17.9%

1.14	As can be seen in the above, the actual ratios are slightly lower than the estimated ratios for 2021/22.
------	--

2.00	RESOURCE IMPLICATIONS
2.01	There are no resource implications as a result of this report.

3.00	CONSULTATIONS REQUIRED / CARRIED OUT
3.01	No consultation is required or carried out.

4.00	RISK MANAGEMENT
4.01	Decisions made which involve the Council's assets and its Capital Programme often have very large and long term financial implications which carry a variety of risks. This report assesses the affordability, prudence and sustainability of the capital plans to manage those associated risks.

5.00	APPENDICES
5.01	None.

6.00	LIST OF ACCESSIBLE BACKGROUND DOCUMENTS
6.01	Council Report on 8 th December 2020 - Capital Strategy including Prudential Indicators 2021/22 to 2023/24 Cabinet Report 13th July 2021- Prudential Indicators Actuals 2020/21 Council Report on 7th December 2021 - Capital Strategy including Prudential Indicators 2022/23 to 2024/25 Various Welsh Government papers

7.00	CONTACT OFFICER DETAILS
7.01	Contact Officer: Chris Taylor – Strategic Finance Manager Telephone: (01352) 703309 E-mail: christopher.taylor@flintshire.gov.uk

8.00	GLOSSARY OF TERMS
8.01	Capital Expenditure - Expenditure on the acquisition of Non-current Assets or expenditure that extends the life or value of an existing asset

Council Fund - The fund to which all the Council's revenue and capital expenditure is charged

Financing - The process of allocating resources to meet the cost of capital expenditure, which can be done on a project, asset or whole programme basis. This contrasts with making the invoice payments relating to capital expenditure, which should be managed within the authority's overall treasury management policy

Housing Revenue Account - The fund to which all the Council's revenue and capital expenditure relating to its housing stock is charged.

Minimum Revenue Provision (MRP) – A charge made to the **Council Fund** to repay borrowing taken out for **capital expenditure**. Councils must determine their own prudent MRP charge each year, taking into consideration statutory guidance issued by the Welsh Government.

Prudential Code - The code of practice drawn up by the Chartered Institute of Public Finance and Accountancy (CIPFA) to underpin the requirements of the Local Government Act 2003 in respect of an authority's duty to determine the affordability, prudence and sustainability of its capital investment needs

Prudential Indicators - Required by the **Prudential Code**, these take the form of limits, estimates or actual figures used to support the local decision making process for capital investment

Unsupported Prudential Borrowing - Borrowing administered under the **Prudential Code**, whereby authorities can set their own policies on acceptable levels and types of borrowing. The Prudential Framework allows authorities to take out loans in response to overall cash flow forecasts and other factors provided they can show that the borrowing is to meet planned capital expenditure in the current year or the next three years.

Eitem ar gyfer y Rhaglen 13



CABINET

Date of Meeting	Tuesday 12 th July, 2022
Report Subject	Interim Revenue Budget Monitoring Report 2022/23
Cabinet Member	Cabinet Member for Finance, Inclusion, Resilient Communities including Social Value and Procurement
Report Author	Corporate Finance Manager
Type of Report	Operational

EXECUTIVE SUMMARY

The report provides the first overview of the budget monitoring position for the 2022/23 financial year. Here we report by exception on significant variances which may impact on the financial position in 2022/23.

At this early stage and based on the high level assumptions included in the report, the potential variations to budget identified by Portfolios equate to a minimum net additional expenditure requirement of around £0.300m.

Our ability to mitigate financial risks in the recovery phase from the pandemic in the first half of the year, following the loss of the hardship and income loss Grant from Welsh Government, will centre on review and challenge of delayed and deferred spend, maximising income streams following a return to normal operations.

An amount of £2.066m remains available from the £3m emergency ring-fenced fund. The 2022/23 budget approved in February included a top up of £3.250m to this Reserve to provide a prudent safeguard against any ongoing impacts of the pandemic.

A full detailed monitoring report will be provided in September which will update on the overall financial position.

RECOMMENDATIONS

1	To note the report and the estimated financial impact on the 2022/23 budget.
---	--

REPORT DETAILS

1.00	EXPLAINING THE REVENUE BUDGET MONITORING 2022/23
1.01	The report provides the first overview of the budget monitoring position for the 2022/23 financial year and one which reports by exception on potential variances and financial risks only. The first full monthly in-year budget monitoring report will be reported in September, up to Month 4.
1.02	Work has already been undertaken to review the progress and risks within this report to identify any emerging pressures or unachieved efficiencies which may impact on the latest MTFS forecast for 2023/24 and this will continue throughout the year. Budget planning, monitoring and management is tightly controlled by accountable Service Managers and Finance Managers from the outset. Cabinet members are also fully involved in their respective portfolio areas.
1.03	<p>OVERVIEW OF THE IN-YEAR BUDGET POSITION</p> <p>Areas that are considered as a high risk of financial volatility will be reviewed as part of the monthly monitoring process and the implications considered as part of the Councils forecasting over the medium term. The following paragraphs set out the significant variances and financial risks identified at this early stage by Portfolios.</p>
1.04	<p>Social Services Up to £0.250m over budget</p> <p><u>Localities (£0.680m)</u></p> <p>Based on recent activity (including Direct Payments) the commissioned Older People's domiciliary service is projected to underspend by £0.760m.</p> <p>The Residential Care budget is projected to overspend by £0.250m due to the current cost of placements net of income such as Free Nursing Care, Regional Integration Fund (RIF) funding and property income.</p> <p>There is a projected underspend of £0.035m on the Minor Adaptations budget due to a reduction of in-year activity. The Localities staffing budget is projected to underspend by £0.115m taking into account current grades and anticipated recharges.</p> <p>Day Care is expected to underspend by £0.020m.</p> <p><u>Resources & Regulated Services £0.275m</u></p> <p>In-House residential care is projected to overspend by £0.233m due to current staffing levels and running costs. In-house homecare is projected to overspend by £0.150m and Extra Care by £0.005m with Day Care</p>

	<p>underspending by £0.150m. Built into projections is an assumption that we will receive £0.300m Winter Pressures funding.</p> <p><u>Children to Adult Transformation Services £0.100m</u></p> <p>The current estimate is that there will be an overspend of £0.100m due to the new care packages transferring over to Adult Social Services.</p> <p><u>Mental Health Services £0.130m</u></p> <p>Based on the net costs of current commissioned care packages within the Mental Health service, expenditure is projected to exceed budget by £0.130m.</p> <p><u>Children’s Services Family Support £0.131m</u></p> <p>Due to the current levels of activity there is a potential overspend of £0.131m within this service area.</p> <p><u>Children’s Services Legal & Third Party £0.805m</u></p> <p>There is a projected overspend on legal costs due to the number of cases going through the courts and the use of external legal professionals. Direct payments also continue to increase in demand. The projection also includes costs for a residential placement of £0.436m.</p> <p><u>Children’s Services Residential (£0.403m)</u></p> <p>The in-year opening of some Children’s Residential care facilities will result in some budget slippage in the first year of opening. In addition, some non-recurring grant funding has been made available to offset start-up costs.</p> <p><u>Children’s Services Professional Support £0.142m</u></p> <p>To support adequate levels of child protection, the established staffing structure needs to be at a sufficient level to meet mandatory safeguarding standards. Vacancies are minimised and additional temporary posts are sometimes required to be able to meet the challenges and demands of Children’s Services. There is an assumption that Welsh Government will allow for flexible use of Children’s Services grants which will allow for most cost pressures to be offset.</p> <p><u>Liberty Protection Safeguards (LPS) (£0.250m)</u></p> <p>Welsh Government are continuing to consult with Local Government and partner organisations around the implementation of the updated Liberty Protection Safeguards. This has resulted in anticipated costs being delayed and there is therefore likely to be an in-year underspend position.</p>
1.05	<p>Education and Youth (Up to £0.162m) under budget</p> <p>The Early Entitlement service is projecting a surplus balance of £0.162m but this is still subject to change due to the confirmation of Education Improvement and Pupil Deprivation grants. The Council has, however, received notification of top-up funding so this uncertainty is mitigated.</p>

	Pupil numbers are a primary factor within the service area, so is volatile in terms of outturn increasing/decreasing throughout the year.
1.06	<p>Streetscene & Transportation Up to £0.725m over budget</p> <p><u>Transport £0.125m</u> There is a potential overspend due to increased costs and rising fuel prices incorporated in the provision of key service routes e.g. Bus Service 5, following the re-procurement exercise in 2021 which is in part mitigated by the utilisation of Bus Emergency Scheme (BES) Funding.</p> <p><u>Waste £0.100m Parc Adfer Gate Fee</u> The NWRWTP's contract with Parc Adfer specifies that the base gate fee price for each tonnage banding will be indexed annually using the latest Retail Price Index which is currently at a rate higher than anticipated during the 2022/23 budget setting process.</p> <p><u>Fleet £0.500m</u> There is a significant emerging corporate pressure arising from the impact of rising fuel price increases.</p>
1.07	<p>Planning & Environment Up to (£0.105m) under budget</p> <p><u>Fee Income Shortfalls</u> At this early stage Building Control fee income is projected to be £0.120m less than budget.</p> <p><u>Land Drainage</u> A saving of (£0.225m) is forecast based on projected vacancy savings.</p>
1.08	<p>Corporate Services Up to (£0.100m) under budget</p> <p><u>Chief Executive's</u> A saving of £0.100m is forecast based on projected vacancy savings and reduction in travelling and supplies and services costs.</p>
1.09	<p>Central & Corporate Finance Up to (£0.300m) under budget</p> <p>Based on the contributions to date and the previous year trend a positive variance between £0.200m and £0.300m is projected on employer pension fund contributions.</p>
1.10	<p>Open Risks</p> <p>Members were made aware when setting the budget that there were a number of open risks that would need to be kept under close review. An update on these is provided below.</p>
1.11	<p>Council Tax Income</p> <p>In 2021/22 the Council achieved an 'in-year' collection level of 97.73% which was 0.15% higher than target. This also represented 0.72% higher in comparison to 2020/21.</p>

	<p>Welsh Government provided financial support of £22.6m across Wales in 2020/21 as a contribution towards these potential losses. As a result of this, the Council received an additional £1.051m which has been set aside in a provision to safeguard against potential future bad debts. The position will be closely monitored but at this stage no shortfall is projected to the year end.</p>
1.12	<p>Pay Award (Teacher and Non Teacher)</p> <p>National negotiations have commenced between Employers and Trade Unions and an update provided in future reports. The Council has provided for an uplift of 3.5% for Teaching and Non-Teaching staff – any increase above this level would require the Council to utilise reserves to fund the difference.</p>
1.13	<p>Out of County Placements</p> <p>There is potential for the emergence of a significant pressure on this volatile budget despite the budget being increased by £2.2m from 2021/22 to 2022/23 in recognition of existing pressures and the range of risks associated with this service. These risks include continued high demand for placements where children and young people can't be supported within in-house provision, and market supply limitation factors and inflationary pressures lead to higher placement costs. At present, there is a projected underspend for the current cohort of placements of circa £0.500m. However, with over 9 months of the year remaining and the high potential for significant numbers of further new placements to emerge, it is recognised as a risk that this may become a significant overspend as the year progresses. The service areas within this pooled budget will do everything possible to manage these risks and additional investment has already been made to further develop in-house provision to help to mitigate against such financial pressures.</p>
1.14	<p>Benefits</p> <p>Council Tax Reduction Scheme (CTRS) – Based on current demand, costs are currently projected to be £0.500m below budget, although this will be monitored closely throughout the year due to the potential for growth. There is continued high demand across the whole of the Benefits service which is expected to remain the case for the foreseeable future. Although some WG Hardship Fund support is continuing up to the end of June in respect of Self-Isolation payments, other funding support received in the past two years for additional staffing costs has now ceased. The increased staffing levels are still needed and those costs are now being met in full from the additional £0.300m budget which was approved early in the COVID-19 pandemic to provide the service with the additional flexibility needed to adapt to and meet the sustained increase in customer demand. Other pressures within the services in respect of meeting income targets for recovery of overpayments and related bad debt provision increases are also expected to remain.</p>
1.15	<p>Homelessness</p>

	<p>There is a risk of pressure on this service as a consequence of cessation of funding support from the Welsh Government COVID-19 Hardship Fund at the end of 2021/22. Although, there is continued support via the new Homelessness – No One Left Out grant for which the Council was initially allocated £0.263m in 2022/23 and subsequently a further amount of discretionary homelessness prevention funding of £0.195m, this still falls well below the amount of support we received via the Hardship Fund in 2020/21 and 2021/22. Although it has been possible to contain some of the expected pressure through prepaid accommodation to the end of September 2022, which has been funded by the COVID-19 Hardship Fund, the expected continued high demand for temporary accommodation including short term Bed & Breakfast provision will continue to present significant challenges. We continue to strategically use increased allocations of Housing Support Grant working with external partners, but there remains a risk that the costs of statutory provision of support for Homelessness may exceed existing funding provision from base budget and available grant funding. The Council was also recently allocated an amount of £0.060m per annum for three years from 2022/23 to fund the costs of a new strategic co-ordinator post to help with the strategic planning for delivery of the Welsh Government’s transformation agenda.</p>
1.16	<p>Summary of Overall Financial Impact</p> <p>At this early stage, and based on the high level assumptions included in the report the potential variations to budget identified by Portfolios equate to a minimum net additional expenditure requirement of around £0.300m.</p>
1.17	<p>Unearmarked Reserves</p> <p>The final level of Council Fund Contingency Reserve brought forward into 2022/23 was £7.098m as detailed in the 2021/22 outturn report (subject to Audit). In addition, the Council has set-aside a further £3.250m to the carried forward £2.066m COVID-19 Emergency Reserve as a safeguard against the continuing impacts of the pandemic (additional costs and lost income).</p>

2.00	RESOURCE IMPLICATIONS
2.01	As set out within the report.

3.00	IMPACT ASSESSMENT AND RISK MANAGEMENT
3.01	The financial impacts of the emergency as set out in the report are a combination of actual costs and losses to date and estimates of costs and losses for the future. There is the possibility that the estimates will change over time. The budget will be monitored closely and mitigation actions taken wherever possible.

4.00	CONSULTATIONS REQUIRED/CARRIED OUT
-------------	---

4.01	None specific.

5.00	APPENDICES
5.01	None.

6.00	LIST OF ACCESSIBLE BACKGROUND DOCUMENTS
6.01	Various budget records.

7.00	CONTACT OFFICER DETAILS
7.01	<p>Contact Officer: Dave Ledsham Strategic Finance Manager</p> <p>Telephone: 01352 704503</p> <p>E-mail: dave.ledsham@flintshire.gov.uk</p>

8.00	GLOSSARY OF TERMS
8.01	<p>Budget: a statement expressing the Council's policies and service levels in financial terms for a particular financial year. In its broadest sense it includes both the revenue budget and capital programme and any authorised amendments to them.</p> <p>Council Fund: the fund to which all the Council's revenue expenditure is charged.</p> <p>Financial Year: the period of twelve months commencing on 1 April.</p> <p>Housing Revenue Account: the Housing Revenue Account (HRA) is a local authority account showing current income and expenditure on housing services related to its own housing stock. The account is separate from the Council Fund and trading accounts and is funded primarily from rents and government subsidy.</p> <p>Intermediate Care Fund: Funding provided by Welsh Government to encourage integrated working between local authorities, health and housing.</p> <p>Projected Outturn: projection of the expenditure to the end of the financial year, made on the basis of actual expenditure incurred to date.</p> <p>Reserves: these are balances in hand that have accumulated over previous years and are held for defined (earmarked reserves) and general (general reserves) purposes. Councils are required to regularly review the</p>

level and purpose of their reserves and to take account of the advice of the Chief Finance Officer.

Revenue: a term used to describe the day-to-day costs of running Council services and income deriving from those services. It also includes charges for the repayment of debt, including interest, and may include direct financing of capital expenditure.

Variance: difference between latest budget and actual income or expenditure. Can be to date if reflecting the current or most up to date position or projected, for example projected to the end of the month or financial year.

Virement: the transfer of budget provision from one budget head to another. Virement decisions apply to both revenue and capital expenditure heads, and between expenditure and income, and may include transfers from contingency provisions. Virements may not however be approved between capital and revenue budget heads.

Eitem ar gyfer y Rhaglen 14



CABINET

Date of Meeting	Tuesday, 12 th July 2022
Report Subject	Annual Review of Fees and Charges 2022
Cabinet Member	Cabinet Member for Finance, Inclusion, Resilient Communities including Social Value and Procurement
Report Author	Corporate Finance Manager and Chief Executive
Type of Report	Operational

EXECUTIVE SUMMARY

The 2022 review of fees and charges has been completed in line with the Council's Income Generation Policy, which sets out the rationale and process for an annual review of fees and charges. The outcome of this review is set out in Appendix A and will apply from 1st October 2022.

Applying the principles contained within the Council's Income Generation Policy, version two of which was endorsed by Cabinet in July 2020, has ensured that any changes to charging has been appropriately managed under the 2022 review.

The Income Generation Policy has been updated to provide greater clarity around roles and responsibilities following recommendations from Internal Audit in 2022. A revised version three of the policy is attached as Appendix B and recommended for approval by Cabinet.

This report also outlines the ongoing requirements of the annual review of fees and charges for 2023, particularly for those fees and charges who are still to demonstrate that they achieve full cost recovery.

RECOMMENDATIONS

1	That Cabinet approves the schedule of fees and charges documented in Appendix A for implementation on 1 st October 2022.
2	That Cabinet approves the revised Income Generation Policy version three attached at Appendix B.

3	That Cabinet requests that a customer friendly version of the schedule of fees and charges, documented in Appendix A, be produced and published.
---	--

REPORT DETAILS

1.00	EXPLAINING THE LATEST POSITION ON FEES AND CHARGES
1.01	<p>Background</p> <p>The Council provides a wide array of services, some of which customers are required to pay a fee or charge for. The income generated from these fees and charges forms part of the strategy of options to meet the Medium Term Financial Strategy (MTFS).</p>
1.02	The Council's rationale and guiding principles for charging is set out in its Income Generation Policy, version two of which was endorsed by Cabinet in July 2020. A revised version of the policy, version 3 is attached to this report as Appendix B.
1.03	The Policy requires an annual review of all fees and charges to be reported to Cabinet in July of each year in advance of implementation on 1 st October each year.
1.04	<p>Annual Review of Fees and Charges 2022</p> <p>The 2022 annual review of fees and charges has been completed and the results of this review are presented in Appendix A, as a collated schedule of fees and charges to be applied from 1st October 2022 (unless otherwise stated).</p>
1.05	<p>In alignment with the Council's Income Generation Policy the review:</p> <ul style="list-style-type: none"> • Is linked to the Medium Term Financial Strategy, work for which is running concurrently; • Has been conducted annually and is being reported to Cabinet in July prior to implementation; and • Had a default position of increasing in line with inflation for all applicable fees and charges.
1.06	<p>The Income Generation Policy refers to the need for all fees and charges to achieve full cost recovery or market comparable rate wherever possible, with a phased approach to achieving this by October 2022 for those fees and charges that were not already doing so.</p> <p>The review has asked services to consider this and information has been updated within the schedule to reflect the outcome.</p> <p>The Corporate Finance Team will continue to support services in developing fees and charges to meet full cost recovery as part of ongoing reviews of services.</p>

1.07	The policy also recognised that for some fees and charges, an inflationary uplift would be applied every three years, with an uplift equivalent to the two preceding years, plus the current year inflation amount. In most, but not all cases, this applies to fees and charges so small that an annual uplift is not practical. The 2022 review is the first year that these three yearly increases have been applied.
1.08	One of the principles of the Council's Policy on fees and charges is that charges are transparent and communicated to customers with reasonable notice. To fulfil this principle, it is proposed that a customer friendly version of the 2022 schedule of fees and charges, containing the key information presented in Appendix A, is produced and published on the Council's website.

2.00	RESOURCE IMPLICATIONS
2.01	The generation of income from fees and charges is part of the strategy of options to meet the challenge of the MTFS.
2.02	Estimations of income generated through the application of fees and charges, and any increases to them, is monitored and factored into budget setting and the MTFS.

3.00	IMPACT ASSESSMENT AND RISK MANAGEMENT
3.01	As this report presents an annual, operational update report on progress against the process and policy for conducting the annual review of fees and charges, no Integrated Impact Assessment (IIA) has been completed.
3.02	In line with the Council's Income Generation Policy, applicable fees and charges have been subject to an annual inflation uplift using one of the three agreed inflation indices: the normative Consumer Prices Index including owner occupier Housing costs (CPIH) 12 month rolling rate as of March (6% for March 2022); market rate comparable changes; or the Council's inflation rate. This ensures that relative increases are applied and managed responsibly.
3.03	Whilst it is not the purpose of this report to outline the impact of the COVID-19 pandemic on income generation through fees and charges, it should be noted that demand for some services may not have fully recovered. The Councils aim to achieve full cost recovery by 2022 was prior to the COVID19 pandemic which will have had an impact on services achieving full cost recovery, where possible by 2022.

4.00	CONSULTATIONS REQUIRED/CARRIED OUT
4.01	The principles and process for the annual review of fees and charges were considered and endorsed by the Corporate Resources and Overview

	Scrutiny Committee and Cabinet in July 2019. These were included within the Council's Income Generation Policy (version two), which was endorsed by Cabinet in July 2020. An update to that Policy is appended to this report as Appendix B.
4.02	The annual review of fees and charges, and introduction of any new fees or charges, is overseen and monitored by Portfolio Programme Boards.
4.03	New discretionary fees and charges are approved under Delegated Powers/Authority processes, prior to which an IIA should have been completed considering the Sustainable Development Principles, Wellbeing Goals and Council's Wellbeing Objectives, along with any potential equality and/or diversity issues.
4.04	For the purposes of transparency it is recommended that Cabinet request a customer friendly version of the schedule of fees and charges, which shows the frequency of charging (one off, weekly, monthly, etc.), is produced and published for 2022.

5.00	APPENDICES
5.01	Appendix A: 2022 Schedule of Fees and Charges Appendix B: Income Generation Policy (Version 3)

6.00	LIST OF ACCESSIBLE BACKGROUND DOCUMENTS
6.01	The 2019 Fees and Charges Report to Cabinet, along with recommendations and decisions, can be accessed online: https://committeemeetings.flintshire.gov.uk/ieIssueDetails.aspx?IId=27693&PlanId=0&Opt=3#A119191&LLL=0
6.02	The 2020 Fees and Charges Report to Cabinet, along with version two of the Income Generation Policy can be accessed online: https://committeemeetings.flintshire.gov.uk/ieListDocuments.aspx?CIId=391&MIId=4462&Ver=4&LLL=0
6.02	The 2021 Fees and Charges Report to Cabinet can be accessed online: https://committeemeetings.flintshire.gov.uk/ieListDocuments.aspx?CIId=391&MIId=4913&Ver=4&LLL=0

7.00	CONTACT OFFICER DETAILS
7.01	Contact Officer: Sara Dulson, Strategic Finance Manager Telephone: 01352 702287 E-mail: sara.dulson@flintshire.gov.uk

8.00	GLOSSARY OF TERMS
8.01	<p>Full cost recovery: the fees and charges applied for services cover both the direct and indirect costs of service delivery/provision</p> <ul style="list-style-type: none"> • Direct costs: costs that are completely associated with the delivery of a service or production of a product. • Indirect costs: also known as overheads these are the costs that are incurred by organisations as part of their operations but which are not directly attributable to a specific service or product. <p>Income Generation Policy: the Council’s Policy which sets the rationale for income generation, including the setting and review of fees and charges</p> <p>Inflation index: is a tool that measures the rate of inflation (rises in prices).</p> <p>Inflation uplift: increase in price based on an inflation index</p> <p>Integrated Impact Assessment (IIA): systematic analysis of a service or policy to identify the potential effects on different groups and/or the environment with an aim to then minimise any negative impacts and enhance any positive impacts.</p> <p>Market rate: is the usual price charged for goods and services.</p> <p>Medium Term Financial Strategy (MTFS): a written strategy which gives a forecast of the financial resources which will be available to a Council for a given period, and sets out plans for how best to deploy those resources to meet its priorities, duties and obligations.</p>

Mae'r dudalen hon yn wag yn bwrpasol

Service and associated fees and charges	Discretionary or Statutory	VAT Status	2021 Fee/Charge (excl. VAT where applicable)	Inflation applied %	Inflation Uplift £	Fee/Charge 1st Oct 2022	VAT Amount 1st Oct 2022 VAT @ 20%	Fee/Charge 1st Oct 2022 incl. VAT (where applicable)	2022 Notes
Allotments									
Allotments 1/2 Plot	Discretionary	Outside Scope	£ 30.75	0.00%	£ -	£ 30.75	£ -	£ 30.75	No increase this year - recently been increased so too soon to do so again
Allotments - Full Plot	Discretionary	Outside scope	£ 61.51	0.00%	£ -	£ 61.51	£ -	£ 61.51	No increase this year - recently been increased so too soon to do so again
Building Conservation - Pre-Application and Pre-Purchase									
General Advice	Discretionary	Outside scope	£ -	0.00%	£ -	£ -	£ -	£ -	General Advice is a free service
Advice Meeting	Discretionary	Outside scope	£ 55.00	6.00%	£ 3.30	£ 58.30	£ -	£ 58.30	
Detailed Advice Site Visit	Discretionary	Outside scope	£ 95.00	6.00%	£ 5.70	£ 100.70	£ -	£ 100.70	
Written Report - small/medium site	Discretionary	Outside scope	£ 50.00	6.00%	£ 3.00	£ 53.00	£ -	£ 53.00	
Written Report - large site	Discretionary	Outside scope	£ 65.00	6.00%	£ 3.90	£ 68.90	£ -	£ 68.90	
Technical Advice (per hour)	Discretionary	Outside scope	£ 40.00	6.00%	£ 2.40	£ 42.40	£ -	£ 42.40	
Building Control									
Site history/compliance check (per hour)	Discretionary	Outside scope	£ 65.65	6.00%	£ 3.94	£ 69.59	£ -	£ 69.59	
Buy with Confidence Scheme									
Application Fee - 0 to 5 employees	Statutory	Standard Rate	£ 125.00	8.00%	£ 10.00	£ 135.00	£ 27.00	£ 162.00	
Annual Subscriptions fee - 0 to 5 employees	Statutory	Standard Rate	£ 250.00	2.80%	£ 7.00	£ 257.00	£ 51.40	£ 308.40	
Application Fee - 6 to 20 employees	Statutory	Standard Rate	£ 167.00	11.98%	£ 20.00	£ 187.00	£ 37.40	£ 224.40	
Annual Subscriptions fee - 6 to 20 employees	Statutory	Standard Rate	£ 375.00	2.67%	£ 10.00	£ 385.00	£ 77.00	£ 462.00	
Application Fee - 21 to 49 employees	Statutory	Standard Rate	£ 208.00	14.42%	£ 30.00	£ 238.00	£ 47.60	£ 285.60	
Annual Subscription fee - 21 to 49 employees	Statutory	Standard Rate	£ 500.00	2.60%	£ 13.00	£ 513.00	£ 102.60	£ 615.60	
Application Fee - 50 plus employees	Statutory	Standard Rate	£ -	0.00%	£ -	£ -	£ -	£ -	Price on Application
Annual Subscription fee - 50 plus employees	Statutory	Standard Rate	£ -	0.00%	£ -	£ -	£ -	£ -	Price on Application
Cemeteries									
Earth Graves - Resident									
Plot Reservation/Cost	Discretionary	Outside scope	£ 299.91	6.00%	£ 17.99	£ 317.90	£ -	£ 317.90	
New Grave single depth 4'6"	Discretionary	Outside scope	£ 826.28	6.00%	£ 49.58	£ 875.86	£ -	£ 875.86	
New Grave double depth 6'0"	Discretionary	Outside scope	£ 908.91	6.00%	£ 54.53	£ 963.44	£ -	£ 963.44	
New Grave triple depth 8'0"	Discretionary	Outside scope	£ 973.18	6.00%	£ 58.39	£ 1,031.57	£ -	£ 1,031.57	
Re-open Existing Grave to depth 4'6"	Discretionary	Outside scope	£ 587.58	6.00%	£ 35.25	£ 622.83	£ -	£ 622.83	
Re-open Existing Grave to depth 6'0"	Discretionary	Outside scope	£ 675.31	6.00%	£ 40.52	£ 715.82	£ -	£ 715.82	
Re-open Existing Grave to depth 8'0"	Discretionary	Outside scope	£ 758.95	6.00%	£ 45.54	£ 804.49	£ -	£ 804.49	
Earth Graves - Non-Resident									
Plot Reservation/Cost	Discretionary	Outside scope	£ 601.87	6.00%	£ 36.11	£ 637.98	£ -	£ 637.98	
New Grave single depth 4'6"	Discretionary	Outside scope	£ 1,659.88	6.00%	£ 99.59	£ 1,759.47	£ -	£ 1,759.47	
New Grave double depth 6'0"	Discretionary	Outside scope	£ 1,826.71	6.00%	£ 109.60	£ 1,936.32	£ -	£ 1,936.32	
New Grave triple depth 8'0"	Discretionary	Outside scope	£ 1,955.54	6.00%	£ 117.33	£ 2,072.87	£ -	£ 2,072.87	
Re-open Existing Grave to depth 4'6"	Discretionary	Outside scope	£ 1,180.50	6.00%	£ 70.83	£ 1,251.33	£ -	£ 1,251.33	
Re-open Existing Grave to depth 6'0"	Discretionary	Outside scope	£ 1,357.89	6.00%	£ 81.47	£ 1,439.37	£ -	£ 1,439.37	
Re-open Existing Grave to depth 8'0"	Discretionary	Outside scope	£ 1,524.73	6.00%	£ 91.48	£ 1,616.21	£ -	£ 1,616.21	
Burial of Casket After Cremation - Resident									
Plot Reservation/Cost	Discretionary	Outside scope	£ 119.32	6.00%	£ 7.16	£ 126.48	£ -	£ 126.48	
New Cremation Plot/Burial	Discretionary	Outside scope	£ 239.69	6.00%	£ 14.38	£ 254.07	£ -	£ 254.07	
Each ashes interment (re-open)	Discretionary	Outside scope	£ 148.88	6.00%	£ 8.93	£ 157.82	£ -	£ 157.82	
Burial of Casket After Cremation - Non-Resident									
Plot Reservation/Cost	Discretionary	Outside scope	£ 238.63	6.00%	£ 14.32	£ 252.95	£ -	£ 252.95	
New Cremation Plot/Burial	Discretionary	Outside scope	£ 479.38	6.00%	£ 28.76	£ 508.14	£ -	£ 508.14	
Each ashes interment (re-open)	Discretionary	Outside scope	£ 297.77	6.00%	£ 17.87	£ 315.63	£ -	£ 315.63	
Interments for Persons of No Fixed Abode									
Common grave space (no exclusive right of burial) Resident	Discretionary	Outside scope	£ 315.72	6.00%	£ 18.94	£ 334.66	£ -	£ 334.66	
Common grave space (no exclusive right of burial) Non Resident	Discretionary	Outside scope	£ 631.43	6.00%	£ 37.89	£ 669.32	£ -	£ 669.32	
Bricked Graves - Resident									
Plot Reservation	Discretionary	Outside scope	£ 317.80	6.00%	£ 19.07	£ 336.86	£ -	£ 336.86	
New Bricked Single Depth 4' 6"	Discretionary	Outside scope	£ 948.26	6.00%	£ 56.90	£ 1,005.16	£ -	£ 1,005.16	
New Bricked Double Depth 6'	Discretionary	Outside scope	£ 1,036.43	6.00%	£ 62.19	£ 1,098.61	£ -	£ 1,098.61	
Re Open Bricked Single Depth 4' 6"	Discretionary	Outside scope	£ 664.30	6.00%	£ 39.86	£ 704.16	£ -	£ 704.16	
Re Open Bricked Double Depth 6'	Discretionary	Outside scope	£ 827.30	6.00%	£ 49.64	£ 876.93	£ -	£ 876.93	
Bricking of Whole Chamber & Concrete Slab (in addition to above)	Discretionary	Outside scope	£ 1,218.90	6.00%	£ 73.13	£ 1,292.04	£ -	£ 1,292.04	
Bricking of Whole Chamber & Concrete Slab (in addition to above excavation) Breeze Block - Double Depth 6'	Discretionary	Outside scope	£ 1,411.63	6.00%	£ 84.70	£ 1,496.33	£ -	£ 1,496.33	
Conventional Brick - Single Depth 4' 6"	Discretionary	Outside scope	£ 1,490.57	6.00%	£ 89.43	£ 1,580.00	£ -	£ 1,580.00	
Conventional Brick - Double Depth 6'	Discretionary	Outside scope	£ 1,787.86	6.00%	£ 107.27	£ 1,895.13	£ -	£ 1,895.13	

Service and associated fees and charges	Discretionary or Statutory	VAT Status	2021 Fee/Charge (excl. VAT where applicable)	Inflation applied %	Inflation Uplift £	Fee/Charge 1st Oct 2022	VAT Amount 1st Oct 2022 VAT @ 20%	Fee/Charge 1st Oct 2022 incl. VAT (where applicable)	2022 Notes
Bricked Graves Non-Resident									
Plot Reservation	Discretionary	Outside scope	£ 635.65	6.00%	£ 38.14	£ 673.79	£ -	£ 673.79	
New Bricked Single Depth 4' 6"	Discretionary	Outside scope	£ 1,896.40	6.00%	£ 113.78	£ 2,010.19	£ -	£ 2,010.19	
New Bricked Double Depth 6'	Discretionary	Outside scope	£ 2,071.68	6.00%	£ 124.30	£ 2,195.99	£ -	£ 2,195.99	
Re Open Bricked Single Depth 4' 6"	Discretionary	Outside scope	£ 1,329.38	6.00%	£ 79.76	£ 1,409.15	£ -	£ 1,409.15	
Re Open Bricked Double Depth 6'	Discretionary	Outside scope	£ 1,653.55	6.00%	£ 99.21	£ 1,752.76	£ -	£ 1,752.76	
Bricking of Whole Chamber & Concrete Slab (in addition to above excavation) Breeze Block - Single Depth 4' 6"	Discretionary	Outside scope	£ 1,218.51	6.00%	£ 73.11	£ 1,291.62	£ -	£ 1,291.62	
Bricking of Whole Chamber & Concrete Slab (in addition to above excavation) Breeze Block - Double Depth 6'	Discretionary	Outside scope	£ 1,411.74	6.00%	£ 84.70	£ 1,496.45	£ -	£ 1,496.45	
Conventional Brick - Single Depth 4' 6"	Discretionary	Outside scope	£ 1,490.94	6.00%	£ 89.46	£ 1,580.39	£ -	£ 1,580.39	
Conventional Brick - Double Depth 6'	Discretionary	Outside scope	£ 1,787.65	6.00%	£ 107.26	£ 1,894.91	£ -	£ 1,894.91	
Bricked Graves - Resident and Non-Resident									
Whitewash Charges - Single Depth 4' 6"	Discretionary	Outside scope	£ 82.36	6.00%	£ 4.94	£ 87.30	£ -	£ 87.30	
Whitewash Charges - Double Depth 6'	Discretionary	Outside scope	£ 102.42	6.00%	£ 6.15	£ 108.57	£ -	£ 108.57	
Other Fees									
Right to erect headstone	Discretionary	Outside scope	£ 150.99	6.00%	£ 9.06	£ 160.05	£ -	£ 160.05	
Right to erect tablet	Discretionary	Outside scope	£ 78.14	6.00%	£ 4.69	£ 82.83	£ -	£ 82.83	
Additional inscription	Discretionary	Outside scope	£ 36.96	6.00%	£ 2.22	£ 39.17	£ -	£ 39.17	
Saturday burials (in addition to normal charge) Resident	Discretionary	Outside scope	£ 364.29	6.00%	£ 21.86	£ 386.14	£ -	£ 386.14	
Saturday burials (in addition to normal charge) Non Resident	Discretionary	Outside scope	£ 728.57	6.00%	£ 43.71	£ 772.29	£ -	£ 772.29	
Saturday ashes interment (in addition to normal charge) Resident	Discretionary	Outside scope	£ 95.03	6.00%	£ 5.70	£ 100.73	£ -	£ 100.73	
Saturday ashes interment (in addition to normal charge) Non Resident	Discretionary	Outside scope	£ 190.06	6.00%	£ 11.40	£ 201.47	£ -	£ 201.47	
Use of chapel (1 hr)	Discretionary	Outside scope	£ 137.27	6.00%	£ 8.24	£ 145.50	£ -	£ 145.50	
Exclusive Right of Burial Transfer of Ownership	Discretionary	Outside scope	£ 31.78	6.00%	£ 1.91	£ 33.69	£ -	£ 33.69	
Exclusive Right of Burial Transfer of Ownership (Statutory Declaration)	Discretionary	Outside scope	£ 47.16	6.00%	£ 2.83	£ 49.99	£ -	£ 49.99	
Supply & Fix Memorial Bench (Monmouth)	Discretionary	Standard Rate	£ 849.12	6.00%	£ 50.95	£ 900.07	£ 180.01	£ 1,080.08	
Supply & Fix Memorial Bench (Colwyn)	Discretionary	Standard Rate	£ 849.12	6.00%	£ 50.95	£ 900.07	£ 180.01	£ 1,080.08	
Supply & Fix Memorial Bench (Cavendish)	Discretionary	Standard Rate	£ 894.00	6.00%	£ 53.64	£ 947.64	£ 189.53	£ 1,137.17	
Supply & Fix Memorial Bench (Westminster)	Discretionary	Standard Rate	£ 969.67	6.00%	£ 58.18	£ 1,027.85	£ 205.57	£ 1,233.42	
Memorial Plaque (Kelsterton Garden of Remembrance)	Discretionary	Standard Rate	£ 173.34	6.00%	£ 10.40	£ 183.74	£ 36.75	£ 220.49	
Memorial Plaque (space reservation)	Discretionary	Standard Rate	£ 125.83	6.00%	£ 7.55	£ 133.38	£ 26.68	£ 160.05	
Child's Memorial Plaque (Row 1)	Discretionary	Standard Rate	£ -	0.00%	£ -	£ -	£ -	£ -	
Child's Memorial Plaque (Row 2)	Discretionary	Standard Rate	£ -	0.00%	£ -	£ -	£ -	£ -	
Child's Memorial Plaque (Row 3)	Discretionary	Standard Rate	£ -	0.00%	£ -	£ -	£ -	£ -	
Child's Memorial Plaque (Row 4)	Discretionary	Standard Rate	£ -	0.00%	£ -	£ -	£ -	£ -	Now free of charge under WG Grant Scheme
Child's Memorial Plaque (Row 5)	Discretionary	Standard Rate	£ -	0.00%	£ -	£ -	£ -	£ -	
Carelink									
Alarm installation Unless relief applies	Discretionary	Outside scope	£ 25.38	0.00%	£ -	£ 25.38	£ -	£ 25.38	An increase in service charges will be considered as part of the alarm digitalisation work to be completed by 2025. An options appraisal paper will be reported to a future COT meeting to inform how the charges will be introduced/phased in etc.
Alarm Monitoring - weekly charge Unless relief applies	Discretionary	Outside scope	£ 2.20	0.00%	£ -	£ 2.20	£ -	£ 2.20	
Civil Parking Enforcement									
Higher rate Penalty Charge Notice	Statutory	Outside scope	£ 70.00	0.00%	£ -	£ 70.00	£ -	£ 70.00	
Higher rate Penalty Charge Notice - payment within 14 days	Statutory	Outside scope	£ 35.00	0.00%	£ -	£ 35.00	£ -	£ 35.00	
Higher rate Penalty Charge Notice - Charge Certificate	Statutory	Outside scope	£ 105.00	0.00%	£ -	£ 105.00	£ -	£ 105.00	
Lower rate Penalty Charge Notice	Statutory	Outside scope	£ 50.00	0.00%	£ -	£ 50.00	£ -	£ 50.00	
Lower rate Penalty Charge Notice - payment within 14 days	Statutory	Outside scope	£ 25.00	0.00%	£ -	£ 25.00	£ -	£ 25.00	
Lower rate Penalty Charge Notice - Charge Certificate	Statutory	Outside scope	£ 75.00	0.00%	£ -	£ 75.00	£ -	£ 75.00	
Countryside									
Hire of Wepre field	Discretionary	Outside scope	£ 410.06	6.00%	£ 24.60	£ 434.66	£ -	£ 434.66	
Hire of Buckley field	Discretionary	Outside scope	£ 410.06	6.00%	£ 24.60	£ 434.66	£ -	£ 434.66	
Hire of Garden Room (per hour)	Discretionary	Outside scope	£ 15.89	6.00%	£ 0.95	£ 16.84	£ -	£ 16.84	
Hire of Garden Room Half Day (4 hours)	Discretionary	Outside scope	£ 52.80	6.00%	£ 3.17	£ 55.96	£ -	£ 55.96	
Hire of Garden Room Full Day (8 hours)	Discretionary	Outside scope	£ 84.57	6.00%	£ 5.07	£ 89.65	£ -	£ 89.65	
Education Visit Wepre Half Day - per child	Discretionary	Outside scope	£ 3.00	14.50%	£ 0.26	£ 3.26	£ -	£ 3.26	Annual uplift to be applied every three years with the first uplift applied in 2022
Education Visit Wepre Full Day - per child	Discretionary	Outside scope	£ 4.00	14.50%	£ 0.34	£ 4.34	£ -	£ 4.34	
Evening ranger talk	Discretionary	Outside scope	£ 33.83	6.00%	£ 2.03	£ 35.86	£ -	£ 35.86	
Domestic Energy Efficiency Project (DEEP)									
LA Flex Declarations	Discretionary	Standard Rate	£ 102.52	6.00%	£ 6.15	£ 108.67	£ 21.73	£ 130.40	

Service and associated fees and charges	Discretionary or Statutory	VAT Status	2021 Fee/Charge (excl. VAT where applicable)	Inflation applied %	Inflation Uplift £	Fee/Charge 1st Oct 2022	VAT Amount 1st Oct 2022 VAT @ 20%	Fee/Charge 1st Oct 2022 incl. VAT (where applicable)	2022 Notes
Electoral Services									
Full register of electors and the notice of alteration (data format)	Statutory	Outside scope	£ 20.00	0.00%	£ -	£ 20.00	£ -	£ 20.00	
For each 1,000 entries (or part thereof) of full register (data format)	Statutory	Outside scope	£ 1.50	0.00%	£ -	£ 1.50	£ -	£ 1.50	
Full register of electors and the notice of alteration (printed format)	Statutory	Outside scope	£ 10.00	0.00%	£ -	£ 10.00	£ -	£ 10.00	
For each 1,000 entries (or part thereof) of full register (printed format)	Statutory	Outside scope	£ 5.00	0.00%	£ -	£ 5.00	£ -	£ 5.00	
List of overseas electors (data format)	Statutory	Outside scope	£ 20.00	0.00%	£ -	£ 20.00	£ -	£ 20.00	
15	Statutory	Outside scope	£ 1.50	0.00%	£ -	£ 1.50	£ -	£ 1.50	
List of overseas electors (printed format)	Statutory	Outside scope	£ 10.00	0.00%	£ -	£ 10.00	£ -	£ 10.00	
For each 100 entries (or part thereof) of overseas electors (printed format)	Statutory	Outside scope	£ 5.00	0.00%	£ -	£ 5.00	£ -	£ 5.00	
Edited register (data format)	Statutory	Outside scope	£ 20.00	0.00%	£ -	£ 20.00	£ -	£ 20.00	
For each 1,000 entries (or part thereof) edited register (data format)	Statutory	Outside scope	£ 1.50	0.00%	£ -	£ 1.50	£ -	£ 1.50	
Edited register (printed format)	Statutory	Outside scope	£ 10.00	0.00%	£ -	£ 10.00	£ -	£ 10.00	
For each 1,000 entries (or part thereof) edited register (printed format)	Statutory	Outside scope	£ 5.00	0.00%	£ -	£ 5.00	£ -	£ 5.00	
Marked electoral registers and absent voters' lists	Statutory	Outside scope	£ 10.00	0.00%	£ -	£ 10.00	£ -	£ 10.00	
Per 1,000 entries (or part thereof) marked electoral registers (printed)	Statutory	Outside scope	£ 2.00	0.00%	£ -	£ 2.00	£ -	£ 2.00	
Per 1,000 entries (or part thereof) marked electoral registers (data)	Statutory	Outside scope	£ 1.00	0.00%	£ -	£ 1.00	£ -	£ 1.00	
Overseas pensions - proof of life confirmation (at County Hall)	Statutory	Outside scope	£ 20.00	0.00%	£ -	£ 20.00	£ -	£ 20.00	
Overseas pensions - proof of life confirmation (at home)	Statutory	Outside scope	£ 40.00	0.00%	£ -	£ 40.00	£ -	£ 40.00	
Enforcement Agent fees									
Compliance Notice	Statutory	Outside scope	£ 75.00	0.00%	£ -	£ 75.00	£ -	£ 75.00	
Enforcement Visit	Statutory	Outside scope	£ 235.00	0.00%	£ -	£ 235.00	£ -	£ 235.00	
Enforcement Visit - debt over £1,500	Statutory	Outside scope	£ -	0.00%	£ -	£ -	£ -	£ -	
Removal Fee	Statutory	Outside scope	£ 110.00	0.00%	£ -	£ 110.00	£ -	£ 110.00	
Removal Fee - debt over £1,500	Statutory	Outside scope	£ -	0.00%	£ -	£ -	£ -	£ -	
Environmental Permitting									
The local authority permits for part B installations and mobile plant and solvent emission activities (fees and charges)(Wales) scheme 2016	Statutory	Outside scope	£ -	0.00%	£ -	£ -	£ -	£ -	Up to date information on fees is available online at: https://gov.wales/local-authority-permits-part-b-installations-and-mobile-plant-and-solvent-emission-activities-fees
Explosives and Petroleum									
Storage of explosives up to 2000kg	Statutory	Outside scope	£ -	0.00%	£ -	£ -	£ -	£ -	The schedule of fees can be found under Schedule 7; Part 3; of the Health and Safety and Nuclear Fees Regulations 2016. Available from: http://www.legislation.gov.uk/uksi/2016/253/made
Petroleum (Consolidation) Regulations 2014	Statutory	Outside scope	£ -	0.00%	£ -	£ -	£ -	£ -	The schedule of fees can be found under Schedule 7; Part 5; Regulation 6 and 14 of the Health and Safety and Nuclear Fees Regulations 2016. Available from: http://www.legislation.gov.uk/uksi/2016/253/made
Food Export Certificate									
Food Export Certificate	Discretionary	Outside scope	£ 51.51	6.00%	£ 3.09	£ 54.60	£ -	£ 54.60	
Food Export Certificate visit (if required) - per hour	Discretionary	Outside scope	£ 68.68	6.00%	£ 4.12	£ 72.80	£ -	£ 72.80	
Food Hygiene Rating Scheme - Re-rating									
Re-rating inspection	Statutory	Outside scope	£ 180.00	0.00%	£ -	£ 180.00	£ -	£ 180.00	
Food Safety Business Advice									
Food Safety Business Advice - up to two hours	Discretionary	Outside scope	£ 153.77	6.00%	£ 9.23	£ 163.00	£ -	£ 163.00	
Food Voluntary Surrender Certificate									
Food Voluntary Surrender Certificate	Discretionary	Outside scope	£ 51.51	6.00%	£ 3.09	£ 54.60	£ -	£ 54.60	
Food Voluntary Surrender Certificate visit (required) - per hour	Discretionary	Outside scope	£ 68.68	6.00%	£ 4.12	£ 72.80	£ -	£ 72.80	
Health and Safety									
Factual Statement - per hour	Discretionary	Outside scope	£ 67.67	6.00%	£ 4.06	£ 71.73	£ -	£ 71.73	

Tudalen 649

Service and associated fees and charges	Discretionary or Statutory	VAT Status	2021 Fee/Charge (excl. VAT where applicable)	Inflation applied %	Inflation Uplift £	Fee/Charge 1st Oct 2022	VAT Amount 1st Oct 2022 VAT @ 20%	Fee/Charge 1st Oct 2022 incl. VAT (where applicable)	2022 Notes
Highway Network									
Section 50 licence	Statutory	Outside scope	£ 562.00	6.00%	£ 33.72	£ 595.72	£ -	£ 595.72	Highways Network fees and charges are subject to review and change in April of each year. Prices shown are correct for April 2022 to March 2023 inclusive. Council/local inflation index used to achieve cost recovery within statutory recharging scheme
Emergency road closure	Statutory	Outside scope	£ 825.00	6.00%	£ 49.50	£ 874.50	£ -	£ 874.50	
Temporary traffic order	Statutory	Outside scope	£ 2,006.00	6.00%	£ 120.36	£ 2,126.36	£ -	£ 2,126.36	
Switching off of traffic lights (during working day)	Statutory	Outside scope	£ 134.00	6.00%	£ 8.04	£ 142.04	£ -	£ 142.04	
Switching off of traffic lights (out of hours)	Statutory	Outside scope	£ 200.00	6.00%	£ 12.00	£ 212.00	£ -	£ 212.00	
Bus stop closure (during working day)	Statutory	Outside scope	£ 134.00	6.00%	£ 8.04	£ 142.04	£ -	£ 142.04	
Bus stop closure (out of hours)	Statutory	Outside scope	£ 200.00	6.00%	£ 12.00	£ 212.00	£ -	£ 212.00	
Skip and Scaffold Licence	Statutory	Outside scope	£ 60.00	6.00%	£ 3.60	£ 63.60	£ -	£ 63.60	
Unauthorised Scaffolding/Skip	Statutory	Outside scope	£ 154.00	6.00%	£ 9.24	£ 163.24	£ -	£ 163.24	
Consent to temporarily deposit building materials etc.	Statutory	Outside scope	£ 44.00	6.00%	£ 2.64	£ 46.64	£ -	£ 46.64	
Unauthorised consent to temporarily deposit building materials etc.	Statutory	Outside scope	£ 154.00	6.00%	£ 9.24	£ 163.24	£ -	£ 163.24	
Land Charges									
Land Charges - LLC1 only (whole part of register)	Statutory	Outside scope	£ 6.00	0.00%	£ -	£ 6.00	£ -	£ 6.00	
Full Official Search	Discretionary	Standard Rate	£ 120.43	6.00%	£ 7.23	£ 127.66	£ 24.33	£ 151.99	
£6 LLC1 fee included, for which VAT is not applicable									
CON29 enquiries only	Discretionary	Standard Rate	£ 114.43	6.00%	£ 6.87	£ 121.30	£ 24.26	£ 145.55	
CON29 optional enquiries (each)	Discretionary	Standard Rate	£ 12.57	6.00%	£ 0.75	£ 13.32	£ 2.66	£ 15.99	
Applicant's additional question	Discretionary	Standard Rate	£ 24.52	6.00%	£ 1.47	£ 25.99	£ 5.20	£ 31.19	
Additional Parcel of land (each)	Discretionary	Standard Rate	£ 13.58	6.00%	£ 0.81	£ 14.39	£ 2.68	£ 17.07	
£1 LLC1 element included, for which VAT is not applicable									
Expedited Search (official search)	Discretionary	Standard Rate	£ 28.92	6.00%	£ 1.74	£ 30.66	£ 6.13	£ 36.79	
Liability Orders									
Council Tax	Statutory	Outside scope	£ 70.00	0.00%	£ -	£ 70.00	£ -	£ 70.00	
Business Rates	Statutory	Outside scope	£ 70.00	0.00%	£ -	£ 70.00	£ -	£ 70.00	
Licensing									
HMO/Housing									
HMO Licence Application fee for the first five units:	Discretionary	Outside scope	£ 327.24	6.00%	£ 19.63	£ 346.87	£ -	£ 346.87	
HMO each additional unit:	Discretionary	Outside scope	£ 31.31	6.00%	£ 1.88	£ 33.19	£ -	£ 33.19	
Service of an improvement/Prohibition/ Emergency Prohibition Notice under Housing Act 2004	Discretionary	Outside scope	£ 320.17	6.00%	£ 19.21	£ 339.38	£ -	£ 339.38	
Immigration Licensing Inspections	Discretionary	Outside scope	£ 107.06	6.00%	£ 6.42	£ 113.48	£ -	£ 113.48	
Caravan and Residential Licences									
Non-principal residence									
New Site Licences Application 0-14 units	Discretionary	Outside scope	£ 351.48	6.00%	£ 21.09	£ 372.57	£ -	£ 372.57	
New Site Licences Application 15-49 units	Discretionary	Outside scope	£ 417.13	6.00%	£ 25.03	£ 442.16	£ -	£ 442.16	
New Site Licences Application 50+ units	Discretionary	Outside scope	£ 439.35	6.00%	£ 26.36	£ 465.71	£ -	£ 465.71	
Variation of existing licence	Discretionary	Outside scope	£ 219.17	6.00%	£ 13.15	£ 232.32	£ -	£ 232.32	
Private Hire/ Hackney Carriage Driver Licence									
Pre Licensing Checks for new Driver	Discretionary	Outside scope	£ 188.87	0.00%	£ -	£ 188.87	£ -	£ 188.87	
Grant of 3 year Joint Driver Licence	Discretionary	Outside scope	£ 121.20	0.00%	£ -	£ 121.20	£ -	£ 121.20	
Grant of 12 month Joint Driver Licence	Discretionary	Outside scope	£ 64.64	0.00%	£ -	£ 64.64	£ -	£ 64.64	
Renewal 1 year	Discretionary	Outside scope	£ 157.56	0.00%	£ -	£ 157.56	£ -	£ 157.56	
Renewal 3 year	Discretionary	Outside scope	£ 214.12	0.00%	£ -	£ 214.12	£ -	£ 214.12	
Vehicle Plate Deposit	Discretionary	Outside scope	£ 15.15	0.00%	£ -	£ 15.15	£ -	£ 15.15	
Replacement Plate	Discretionary	Outside scope	£ 15.15	0.00%	£ -	£ 15.15	£ -	£ 15.15	
Enhanced DBS Check (Set by DBS)	Discretionary	Outside scope	£ 40.00	0.00%	£ -	£ 40.00	£ -	£ 40.00	
Change of Vehicle Reg.	Discretionary	Outside scope	£ 30.30	0.00%	£ -	£ 30.30	£ -	£ 30.30	
Missed Appointment	Discretionary	Outside scope	£ 26.26	0.00%	£ -	£ 26.26	£ -	£ 26.26	
Private Hire and Hackney Carriages									
Private Hire Operator Licence (grant or renewal) 5 year	Discretionary	Outside scope	£ 625.19	0.00%	£ -	£ 625.19	£ -	£ 625.19	
Private Hire Operator Licence (grant or renewal) 1 year	Discretionary	Outside scope	£ 253.51	0.00%	£ -	£ 253.51	£ -	£ 253.51	
Transfer of Licence (vehicle)	Discretionary	Outside scope	£ 81.81	0.00%	£ -	£ 81.81	£ -	£ 81.81	
Transfer of licence (operator)	Discretionary	Outside scope	£ 94.94	0.00%	£ -	£ 94.94	£ -	£ 94.94	
New vehicle - six monthly	Discretionary	Outside scope	£ 104.03	0.00%	£ -	£ 104.03	£ -	£ 104.03	
Renewal vehicle - six monthly	Discretionary	Outside scope	£ 87.87	0.00%	£ -	£ 87.87	£ -	£ 87.87	
Animal Licensing									
Animal Boarding	Discretionary	Outside scope	£ 144.43	6.00%	£ 8.67	£ 153.10	£ -	£ 153.10	
Home Boarding of Dogs	Discretionary	Outside scope	£ 103.02	6.00%	£ 6.18	£ 109.20	£ -	£ 109.20	
Animal Breeding	Discretionary	Outside scope	£ 224.22	6.00%	£ 13.45	£ 237.67	£ -	£ 237.67	
Dangerous Wild Animals									
Vet fees for first inspection are charged for in addition	Discretionary	Outside scope	£ 215.13	6.00%	£ 12.91	£ 228.04	£ -	£ 228.04	

Service and associated fees and charges	Discretionary or Statutory	VAT Status	2021 Fee/Charge (excl. VAT where applicable)	Inflation applied %	Inflation Uplift £	Fee/Charge 1st Oct 2022	VAT Amount 1st Oct 2022 VAT @ 20%	Fee/Charge 1st Oct 2022 incl. VAT (where applicable)	2022 Notes
Pet Shops Vet fees for first inspection are charged for in addition	Discretionary	Outside scope	£ 139.38	6.00%	£ 8.36	£ 147.74	£ -	£ 147.74	
Riding Establishments Zoos Vet fees for first inspection are charged for in addition	Discretionary	Outside scope	£ 139.38	6.00%	£ 8.36	£ 147.74	£ -	£ 147.74	
Discretionary	Outside scope	£ 158.57	6.00%	£ 9.51	£ 168.08	£ -	£ 168.08		
Other Licences									
Sex Establishments and Sexual Entertainment Venues	Discretionary	Outside scope	£ 989.80	6.00%	£ 59.39	£ 1,049.19	£ -	£ 1,049.19	
Scrap Metal Dealer 3 year - Site (not due until 2020)	Discretionary	Outside scope	£ 602.97	6.00%	£ 36.18	£ 639.15	£ -	£ 639.15	
Scrap Metal Dealer 3 year - Collector (not due until 2020)	Discretionary	Outside scope	£ 233.31	6.00%	£ 14.00	£ 247.31	£ -	£ 247.31	
Sunday Trading - Loading Control Area	Discretionary	Outside scope	£ 79.79	6.00%	£ 4.79	£ 84.58	£ -	£ 84.58	
Gaming Establishments									
Bingo Premises Licence fees									
New	Statutory	Outside scope	£ 3,500.00	0.00%	£ -	£ 3,500.00	£ -	£ 3,500.00	
Annual Fee	Statutory	Outside scope	£ 800.00	0.00%	£ -	£ 800.00	£ -	£ 800.00	
Variation	Statutory	Outside scope	£ 1,400.00	0.00%	£ -	£ 1,400.00	£ -	£ 1,400.00	
Transfer	Statutory	Outside scope	£ 960.00	0.00%	£ -	£ 960.00	£ -	£ 960.00	
Re-instatement Fee	Statutory	Outside scope	£ 1,200.00	0.00%	£ -	£ 1,200.00	£ -	£ 1,200.00	
Provisional Statement	Statutory	Outside scope	£ 3,500.00	0.00%	£ -	£ 3,500.00	£ -	£ 3,500.00	
Provisional Statement Holders	Statutory	Outside scope	£ 1,200.00	0.00%	£ -	£ 1,200.00	£ -	£ 1,200.00	
Copy Licence	Statutory	Outside scope	£ 25.00	0.00%	£ -	£ 25.00	£ -	£ 25.00	
Notification of Change	Statutory	Outside scope	£ 50.00	0.00%	£ -	£ 50.00	£ -	£ 50.00	
Adult Gaming Premises Licence fees									
New	Statutory	Outside scope	£ 2,000.00	0.00%	£ -	£ 2,000.00	£ -	£ 2,000.00	
Annual Fee	Statutory	Outside scope	£ 800.00	0.00%	£ -	£ 800.00	£ -	£ 800.00	
Variation	Statutory	Outside scope	£ 800.00	0.00%	£ -	£ 800.00	£ -	£ 800.00	
Transfer	Statutory	Outside scope	£ 960.00	0.00%	£ -	£ 960.00	£ -	£ 960.00	
Re-instatement Fee	Statutory	Outside scope	£ 1,200.00	0.00%	£ -	£ 1,200.00	£ -	£ 1,200.00	
Provisional Statement	Statutory	Outside scope	£ 2,000.00	0.00%	£ -	£ 2,000.00	£ -	£ 2,000.00	
Provisional Statement Holders	Statutory	Outside scope	£ 1,200.00	0.00%	£ -	£ 1,200.00	£ -	£ 1,200.00	
Copy Licence	Statutory	Outside scope	£ 25.00	0.00%	£ -	£ 25.00	£ -	£ 25.00	
Notification of Change	Statutory	Outside scope	£ 50.00	0.00%	£ -	£ 50.00	£ -	£ 50.00	
Betting Track Premises Licence fees									
New	Statutory	Outside scope	£ 2,500.00	0.00%	£ -	£ 2,500.00	£ -	£ 2,500.00	
Annual Fee	Statutory	Outside scope	£ 800.00	0.00%	£ -	£ 800.00	£ -	£ 800.00	
Variation	Statutory	Outside scope	£ 1,000.00	0.00%	£ -	£ 1,000.00	£ -	£ 1,000.00	
Transfer	Statutory	Outside scope	£ 760.00	0.00%	£ -	£ 760.00	£ -	£ 760.00	
Re-instatement Fee	Statutory	Outside scope	£ 950.00	0.00%	£ -	£ 950.00	£ -	£ 950.00	
Provisional Statement	Statutory	Outside scope	£ 2,500.00	0.00%	£ -	£ 2,500.00	£ -	£ 2,500.00	
Provisional Statement Holders	Statutory	Outside scope	£ 950.00	0.00%	£ -	£ 950.00	£ -	£ 950.00	
Copy Licence	Statutory	Outside scope	£ 25.00	0.00%	£ -	£ 25.00	£ -	£ 25.00	
Notification of Change	Statutory	Outside scope	£ 50.00	0.00%	£ -	£ 50.00	£ -	£ 50.00	
Betting Shop Premises Licence fees									
New	Statutory	Outside scope	£ 3,000.00	0.00%	£ -	£ 3,000.00	£ -	£ 3,000.00	
Annual Fee	Statutory	Outside scope	£ 480.00	0.00%	£ -	£ 480.00	£ -	£ 480.00	
Variation	Statutory	Outside scope	£ 1,200.00	0.00%	£ -	£ 1,200.00	£ -	£ 1,200.00	
Transfer	Statutory	Outside scope	£ 960.00	0.00%	£ -	£ 960.00	£ -	£ 960.00	
Re-instatement Fee	Statutory	Outside scope	£ 1,200.00	0.00%	£ -	£ 1,200.00	£ -	£ 1,200.00	
Provisional Statement	Statutory	Outside scope	£ 3,000.00	0.00%	£ -	£ 3,000.00	£ -	£ 3,000.00	
Provisional Statement Holders	Statutory	Outside scope	£ 1,200.00	0.00%	£ -	£ 1,200.00	£ -	£ 1,200.00	
Copy Licence	Statutory	Outside scope	£ 25.00	0.00%	£ -	£ 25.00	£ -	£ 25.00	
Notification of Change	Statutory	Outside scope	£ 50.00	0.00%	£ -	£ 50.00	£ -	£ 50.00	
Family Entertainment Centre Premises Licence fees									
New	Statutory	Outside scope	£ 2,000.00	0.00%	£ -	£ 2,000.00	£ -	£ 2,000.00	
Annual Fee	Statutory	Outside scope	£ 600.00	0.00%	£ -	£ 600.00	£ -	£ 600.00	
Variation	Statutory	Outside scope	£ 800.00	0.00%	£ -	£ 800.00	£ -	£ 800.00	
Transfer	Statutory	Outside scope	£ 760.00	0.00%	£ -	£ 760.00	£ -	£ 760.00	
Re-instatement Fee	Statutory	Outside scope	£ 950.00	0.00%	£ -	£ 950.00	£ -	£ 950.00	
Provisional Statement	Statutory	Outside scope	£ 2,000.00	0.00%	£ -	£ 2,000.00	£ -	£ 2,000.00	
Provisional Statement Holders	Statutory	Outside scope	£ 950.00	0.00%	£ -	£ 950.00	£ -	£ 950.00	
Copy Licence	Statutory	Outside scope	£ 25.00	0.00%	£ -	£ 25.00	£ -	£ 25.00	
Notification of Change	Statutory	Outside scope	£ 50.00	0.00%	£ -	£ 50.00	£ -	£ 50.00	

Service and associated fees and charges	Discretionary or Statutory	VAT Status	2021 Fee/Charge (excl. VAT where applicable)	Inflation applied %	Inflation Uplift £	Fee/Charge 1st Oct 2022	VAT Amount 1st Oct 2022 VAT @ 20%	Fee/Charge 1st Oct 2022 incl. VAT (where applicable)	2022 Notes
FEC Machine Permit									
New	Statutory	Outside scope	£ 300.00	0.00%	£ -	£ 300.00	£ -	£ 300.00	
Fast Track (Clubs)	Statutory	Outside scope	£ -	0.00%	£ -	£ -	£ -	£ -	
Annual Fee	Statutory	Outside scope	£ -	0.00%	£ -	£ -	£ -	£ -	
Renewal	Statutory	Outside scope	£ 300.00	0.00%	£ -	£ 300.00	£ -	£ 300.00	
Renewal if holder of CPC	Statutory	Outside scope	£ -	0.00%	£ -	£ -	£ -	£ -	
Variation	Statutory	Outside scope	£ -	0.00%	£ -	£ -	£ -	£ -	
Transfer	Statutory	Outside scope	£ -	0.00%	£ -	£ -	£ -	£ -	
Change of name	Statutory	Outside scope	£ 25.00	0.00%	£ -	£ 25.00	£ -	£ 25.00	
Copy of permit	Statutory	Outside scope	£ 15.00	0.00%	£ -	£ 15.00	£ -	£ 15.00	
Club Gaming Permit									
New	Statutory	Outside scope	£ 200.00	0.00%	£ -	£ 200.00	£ -	£ 200.00	
Fast Track (Clubs)	Statutory	Outside scope	£ 100.00	0.00%	£ -	£ 100.00	£ -	£ 100.00	
Annual Fee	Statutory	Outside scope	£ 50.00	0.00%	£ -	£ 50.00	£ -	£ 50.00	
Renewal	Statutory	Outside scope	£ 200.00	0.00%	£ -	£ 200.00	£ -	£ 200.00	
Renewal if holder of CPC	Statutory	Outside scope	£ 100.00	0.00%	£ -	£ 100.00	£ -	£ 100.00	
Variation	Statutory	Outside scope	£ 100.00	0.00%	£ -	£ 100.00	£ -	£ 100.00	
Transfer	Statutory	Outside scope	£ -	0.00%	£ -	£ -	£ -	£ -	
Change of name	Statutory	Outside scope	£ -	0.00%	£ -	£ -	£ -	£ -	
Copy of permit	Statutory	Outside scope	£ 15.00	0.00%	£ -	£ 15.00	£ -	£ 15.00	
Club Machine Permit									
New	Statutory	Outside scope	£ 200.00	0.00%	£ -	£ 200.00	£ -	£ 200.00	
Fast Track (Clubs)	Statutory	Outside scope	£ 100.00	0.00%	£ -	£ 100.00	£ -	£ 100.00	
Annual Fee	Statutory	Outside scope	£ 50.00	0.00%	£ -	£ 50.00	£ -	£ 50.00	
Renewal	Statutory	Outside scope	£ 200.00	0.00%	£ -	£ 200.00	£ -	£ 200.00	
Renewal if holder of CPC	Statutory	Outside scope	£ 100.00	0.00%	£ -	£ 100.00	£ -	£ 100.00	
Variation	Statutory	Outside scope	£ 100.00	0.00%	£ -	£ 100.00	£ -	£ 100.00	
Transfer	Statutory	Outside scope	£ -	0.00%	£ -	£ -	£ -	£ -	
Change of name	Statutory	Outside scope	£ -	0.00%	£ -	£ -	£ -	£ -	
Copy of permit	Statutory	Outside scope	£ 15.00	0.00%	£ -	£ 15.00	£ -	£ 15.00	
Licensed Premises 2 Machines									
New	Statutory	Outside scope	£ 50.00	0.00%	£ -	£ 50.00	£ -	£ 50.00	
Fast Track (Clubs)	Statutory	Outside scope	£ -	0.00%	£ -	£ -	£ -	£ -	
Annual Fee	Statutory	Outside scope	£ -	0.00%	£ -	£ -	£ -	£ -	
Renewal	Statutory	Outside scope	£ -	0.00%	£ -	£ -	£ -	£ -	
Renewal if holder of CPC	Statutory	Outside scope	£ -	0.00%	£ -	£ -	£ -	£ -	
Variation	Statutory	Outside scope	£ -	0.00%	£ -	£ -	£ -	£ -	
Transfer	Statutory	Outside scope	£ -	0.00%	£ -	£ -	£ -	£ -	
Change of name	Statutory	Outside scope	£ -	0.00%	£ -	£ -	£ -	£ -	
Copy of permit	Statutory	Outside scope	£ 15.00	0.00%	£ -	£ 15.00	£ -	£ 15.00	
Licensed Premises More than 2									
New	Statutory	Outside scope	£ 150.00	0.00%	£ -	£ 150.00	£ -	£ 150.00	
Fast Track (Clubs)	Statutory	Outside scope	£ -	0.00%	£ -	£ -	£ -	£ -	
Annual Fee	Statutory	Outside scope	£ 50.00	0.00%	£ -	£ 50.00	£ -	£ 50.00	
Renewal	Statutory	Outside scope	£ -	0.00%	£ -	£ -	£ -	£ -	
Renewal if holder of CPC	Statutory	Outside scope	£ -	0.00%	£ -	£ -	£ -	£ -	
Variation	Statutory	Outside scope	£ 100.00	0.00%	£ -	£ 100.00	£ -	£ 100.00	
Transfer	Statutory	Outside scope	£ 25.00	0.00%	£ -	£ 25.00	£ -	£ 25.00	
Change of name	Statutory	Outside scope	£ 25.00	0.00%	£ -	£ 25.00	£ -	£ 25.00	
Copy of permit	Statutory	Outside scope	£ 15.00	0.00%	£ -	£ 15.00	£ -	£ 15.00	
Prize Gaming									
New	Statutory	Outside scope	£ 300.00	0.00%	£ -	£ 300.00	£ -	£ 300.00	
Fast Track (Clubs)	Statutory	Outside scope	£ -	0.00%	£ -	£ -	£ -	£ -	
Annual Fee	Statutory	Outside scope	£ -	0.00%	£ -	£ -	£ -	£ -	
Renewal	Statutory	Outside scope	£ 300.00	0.00%	£ -	£ 300.00	£ -	£ 300.00	
Renewal if holder of CPC	Statutory	Outside scope	£ -	0.00%	£ -	£ -	£ -	£ -	
Variation	Statutory	Outside scope	£ -	0.00%	£ -	£ -	£ -	£ -	
Transfer	Statutory	Outside scope	£ -	0.00%	£ -	£ -	£ -	£ -	
Change of name	Statutory	Outside scope	£ 25.00	0.00%	£ -	£ 25.00	£ -	£ 25.00	
Copy of permit	Statutory	Outside scope	£ 15.00	0.00%	£ -	£ 15.00	£ -	£ 15.00	

Tuddenham 052

Service and associated fees and charges	Discretionary or Statutory	VAT Status	2021 Fee/Charge (excl. VAT where applicable)	Inflation applied %	Inflation Uplift £	Fee/Charge 1st Oct 2022	VAT Amount 1st Oct 2022 VAT @ 20%	Fee/Charge 1st Oct 2022 incl. VAT (where applicable)	2022 Notes
Markets									
Connahs Quay - Thursday	Discretionary	Outside scope	£ 5.25	2.00%	£ 0.11	£ 5.36	£ -	£ 5.36	Market charges which are not uplifted annually are subject to a three yearly uplift, with the first uplift being due in 2022.
Holywell - Thursday up to 3m x 3m	Discretionary	Outside scope	£ 7.80	2.00%	£ 0.16	£ 7.96	£ -	£ 7.96	
Holywell - Thursday up to 6m x 3m	Discretionary	Outside scope	£ 11.05	2.00%	£ 0.22	£ 11.27	£ -	£ 11.27	
Holywell - Thursday over 6m x 3m	Discretionary	Outside scope	£ 14.50	2.00%	£ 0.29	£ 14.79	£ -	£ 14.79	
Mold High St - Weds & Sat	Discretionary	Outside scope	£ 15.91	2.00%	£ 0.32	£ 16.23	£ -	£ 16.23	
Mold Daniel Owen Sq - Weds & Sat	Discretionary	Outside scope	£ 14.30	2.00%	£ 0.29	£ 14.59	£ -	£ 14.59	
Public Liability Insurance	Discretionary	Outside scope	£ 4.00	2.00%	£ 0.08	£ 4.08	£ -	£ 4.08	
Community Pitch	Discretionary	Outside scope	£ 5.25	2.00%	£ 0.11	£ 5.36	£ -	£ 5.36	
Registration Fee (all markets)	Discretionary	Outside scope	£ 9.00	2.00%	£ 0.18	£ 9.18	£ -	£ 9.18	
Car Boot Space, Love Lane, Mold - Car	Discretionary	Outside scope	£ 6.00	2.00%	£ 0.12	£ 6.12	£ -	£ 6.12	
Car Boot Space, Love Lane, Mold - Van	Discretionary	Outside scope	£ 10.00	2.00%	£ 0.20	£ 10.20	£ -	£ 10.20	
Car Boot Space, Love Lane, Mold - Charity (Car)	Discretionary	Outside scope	£ 2.00	2.00%	£ 0.04	£ 2.04	£ -	£ 2.04	
Mold Indoor - Unit 1	Discretionary	Outside scope	£ 115.68	2.00%	£ 2.31	£ 117.99	£ -	£ 117.99	
Mold Indoor - Unit 2	Discretionary	Outside scope	£ 182.70	2.00%	£ 3.65	£ 186.36	£ -	£ 186.36	
Mold Indoor - Unit 3	Discretionary	Outside scope	£ 50.79	2.00%	£ 1.02	£ 51.80	£ -	£ 51.80	
Mold Indoor - Unit 4	Discretionary	Outside scope	£ 88.48	2.00%	£ 1.77	£ 90.25	£ -	£ 90.25	
Mold Indoor - Unit 5	Discretionary	Outside scope	£ 79.90	2.00%	£ 1.60	£ 81.50	£ -	£ 81.50	
Mold Indoor - Unit 6	Discretionary	Outside scope	£ 136.88	2.00%	£ 2.74	£ 139.62	£ -	£ 139.62	
Mold Indoor - Unit 7A	Discretionary	Outside scope	£ 66.12	2.00%	£ 1.32	£ 67.44	£ -	£ 67.44	
Mold Indoor - Unit 7B	Discretionary	Outside scope	£ 88.00	2.00%	£ 1.76	£ 89.76	£ -	£ 89.76	
Mold Indoor - Unit 7C	Discretionary	Outside scope	£ 66.12	2.00%	£ 1.32	£ 67.44	£ -	£ 67.44	
Mold Indoor - Unit 8	Discretionary	Outside scope	£ 134.17	2.00%	£ 2.68	£ 136.86	£ -	£ 136.86	
Mold Indoor - Unit 9	Discretionary	Outside scope	£ 71.27	2.00%	£ 1.43	£ 72.69	£ -	£ 72.69	
Mold Indoor - Unit 10	Discretionary	Outside scope	£ 77.48	2.00%	£ 1.55	£ 79.03	£ -	£ 79.03	
Mold Indoor - Unit 11	Discretionary	Outside scope	£ 53.68	2.00%	£ 1.07	£ 54.75	£ -	£ 54.75	
Mold Indoor - Unit 12	Discretionary	Outside scope	£ 88.63	2.00%	£ 1.77	£ 90.41	£ -	£ 90.41	
Mold Indoor - Unit 13	Discretionary	Outside scope	£ 161.12	2.00%	£ 3.22	£ 164.35	£ -	£ 164.35	
Mold Indoor - Unit 14	Discretionary	Outside scope	£ 145.40	2.00%	£ 2.91	£ 148.30	£ -	£ 148.30	
Licence Events/Car Boot Sales - Commercial	Discretionary	Outside scope	£ 87.14	2.00%	£ 1.74	£ 88.88	£ -	£ 88.88	
Licence Events/Car Boot Sales - Charity	Discretionary	Outside scope	£ 8.50	2.00%	£ 0.17	£ 8.67	£ -	£ 8.67	
Licence Local Produce/Craft	Discretionary	Outside scope	£ 21.72	2.00%	£ 0.43	£ 22.15	£ -	£ 22.15	
Licence Permit - Commercial	Discretionary	Outside scope	£ 8.00	2.00%	£ 0.16	£ 8.16	£ -	£ 8.16	
Licence Permit - Charity/Community	Discretionary	Outside scope	Free	N/A	N/A	N/A	N/A	Free	
Ordinance Survey Map Sales									
A4 - scale 1:500 1 to 6 (max) copies	Discretionary	Standard Rate	£ 12.29	6.00%	£ 0.74	£ 13.03	£ 2.61	£ 15.63	
A4 - scale 1:1250 1 to 6 (max) copies	Discretionary	Standard Rate	£ 15.86	6.00%	£ 0.95	£ 16.81	£ 3.36	£ 20.17	
A4 - scale 1:2500 1 to 6 (max) copies	Discretionary	Standard Rate	£ 16.79	6.00%	£ 1.01	£ 17.80	£ 3.56	£ 21.36	
A3 - scale 1:500 1 to 6 (max) copies	Discretionary	Standard Rate	£ 12.46	6.00%	£ 0.75	£ 13.21	£ 2.64	£ 15.85	
A3 - scale 1:1250 1 to 6 (max) copies	Discretionary	Standard Rate	£ 16.38	6.00%	£ 0.98	£ 17.36	£ 3.47	£ 20.84	
A3 - scale 1:2500 1 to 6 (max) copies	Discretionary	Standard Rate	£ 25.46	6.00%	£ 1.53	£ 26.99	£ 5.40	£ 32.39	
Parking, Parking Permits and Parking Dispensations									
Pay and Display Car Parking									
Pay and Display Charges	Discretionary	Outside scope	£ -	0.00%	£ -	£ -	£ -	£ -	No inflation uplift in line with annual review of fees and charges. Parking charges are reviewed in line with the Car Parking Strategy which is due 2023/24
Permits									
Trader Parking Permit (per annum)	Discretionary	Standard Rate	£ 40.00	0.00%	£ -	£ 40.00	£ 8.00	£ 48.00	No inflation uplift in line with annual review of fees and charges.
Designated and Other Parking Permit (per annum)	Discretionary	Standard Rate	£ 250.00	0.00%	£ -	£ 250.00	£ 50.00	£ 300.00	
Resident Parking Permit (per annum)	Discretionary	Standard Rate	£ 20.83	0.00%	£ -	£ 20.83	£ 4.17	£ 25.00	Parking charges are reviewed in line with the Car Parking Strategy which is due 2023/24
Staff Parking Permit (per annum)	Discretionary	Standard Rate	£ 40.00	0.00%	£ -	£ 40.00	£ 8.00	£ 48.00	
Parking Dispensations									
Daily Permit - per day	Discretionary	Standard Rate	£ 10.00	0.00%	£ -	£ 10.00	£ 2.00	£ 12.00	Charges are reviewed in line with the Car Parking Strategy which is due 2023/24
Weekly Permit - per week	Discretionary	Standard Rate	£ 29.17	0.00%	£ -	£ 29.17	£ 5.83	£ 35.00	

Service and associated fees and charges	Discretionary or Statutory	VAT Status	2021 Fee/Charge (excl. VAT where applicable)	Inflation applied %	Inflation Uplift £	Fee/Charge 1st Oct 2022	VAT Amount 1st Oct 2022 VAT @ 20%	Fee/Charge 1st Oct 2022 incl. VAT (where applicable)	2022 Notes
Pest Control									
Rats & Mice – Private Household. Potential Disease Vectors.	Discretionary	Standard Rate	£ 55.55	0.00%	£ -	£ 55.55	£ 11.11	£ 66.66	
Fleas – Private Household.	Discretionary	Standard Rate	£ 58.08	0.00%	£ -	£ 58.08	£ 11.62	£ 69.69	
Wasps – Private Household.	Discretionary	Standard Rate	£ 50.50	0.00%	£ -	£ 50.50	£ 10.10	£ 60.60	
Ants – Private Household.	Discretionary	Standard Rate	£ 45.45	0.00%	£ -	£ 45.45	£ 9.09	£ 54.54	
Bees (advice only) - Private Household	Discretionary	Standard Rate	£ 32.83	0.00%	£ -	£ 32.83	£ 6.57	£ 39.39	
Rats, Mice, Wasps, Ants, Fleas – Commercial Business Premises & Internal Council Depts	Discretionary	Standard Rate	£ 53.03	0.00%	£ -	£ 53.03	£ 10.61	£ 63.63	
Missed calls Home Owner / Tenant not available at appointment	Discretionary	Standard Rate	£ 32.83	0.00%	£ -	£ 32.83	£ 6.57	£ 39.39	
Concessionary rate	Discretionary	Standard Rate	£ 31.98	0.00%	£ -	£ 31.98	£ 6.40	£ 38.38	
Planning									
Planning Pre -Application (Cat A - major development up to 10 dwellings) Plus £160 per additional dwelling	Discretionary	Outside scope	£ 1,212.00	6.00%	£ 72.72	£ 1,284.72	£ -	£ 1,284.72	
Planning Pre -Application (single dwelling)	Discretionary	Outside scope	£ 80.80	6.00%	£ 4.85	£ 85.65	£ -	£ 85.65	
Planning Pre -Application (two to nine dwellings) - per dwelling	Discretionary	Outside scope	£ 121.20	6.00%	£ 7.27	£ 128.47	£ -	£ 128.47	
Planning Pre-Application (non-residential)	Discretionary	Outside scope	£ 80.80	6.00%	£ 4.85	£ 85.65	£ -	£ 85.65	
Planning Pre-Application (householder)	Discretionary	Outside scope	£ 65.65	6.00%	£ 3.94	£ 69.59	£ -	£ 69.59	
Compliance and confirmation letter - per hour	Discretionary	Outside scope	£ 131.30	6.00%	£ 7.88	£ 139.18	£ -	£ 139.18	
Planning research - per hour	Discretionary	Outside scope	£ 131.30	6.00%	£ 7.88	£ 139.18	£ -	£ 139.18	
Rights of Way legal order	Discretionary	Outside scope	Variable to cover	N/A	Variable to cover	Variable to cover	Variable to cover	Variable to cover	
Road adoption Section 38 agreement	Discretionary	Outside scope	10% Bond	N/A	10% Bond	N/A	N/A	10% Bond	
Section 278	Discretionary	Outside scope	10% Bond	N/A	10% Bond	N/A	N/A	10% Bond	
Vehicular Crossings	Discretionary	Outside scope	£ 202.00	6.00%	£ 12.12	£ 214.12	£ -	£ 214.12	
Stopping Up Orders (minimum charge)	Discretionary	Outside scope	£ 1,818.00	6.00%	£ 109.08	£ 1,927.08	£ -	£ 1,927.08	
Road & Traffic Scheme Info	Discretionary	Outside scope	£ 3.00	14.50%	£ 0.26	£ 3.26	£ -	£ 3.26	Three yearly inflation uplift with the first uplift applied in 2022
Search Highways	Discretionary	Outside scope	£ 45.45	6.00%	£ 2.73	£ 48.18	£ -	£ 48.18	
Other Planning Fees	Statutory	Outside scope	£ -	0.00%	£ -	£ -	£ -	£ -	All other Planning fees are set in legislation. Details of current fees can be found at: https://ecab.planningportal.co.uk/uploads/welsh_application_fees.pdf
Primary Authority									
Primary Authority - hourly rate	Discretionary	Outside scope	£ 68.68	6.00%	£ 4.12	£ 72.80	£ -	£ 72.80	
Private Water Supply									
Private water supply sampling and testing	Statutory	Outside scope	£ -	0.00%	£ -	£ -	£ -	£ -	Individually priced on the basis of cost recovery including officer time, testing, and all other associated activities. Details of the statutory upper fee levels can be found at: http://www.legislation.gov.uk/wsi/2017/1041/schedule/6/made
Property Rental									
Licence to allow farmers to use land	Discretionary	Outside scope	Variable	N/A	Variable	Variable	N/A	Variable	
Rental of adhoc plots of land	Discretionary	Outside scope	Variable	N/A	Variable	Variable	N/A	Variable	
Adhoc buildings that are rented out to external clients	Discretionary	Outside scope	Variable	N/A	Variable	Variable	N/A	Variable	
Recharge of services from Enterprise Centre	Discretionary	Outside scope	Variable	N/A	Variable	Variable	N/A	Variable	
Rental from industrial units	Discretionary	Outside scope	Variable	N/A	Variable	Variable	N/A	Variable	
Service charges for Industrial units	Discretionary	Outside scope	Variable	N/A	Variable	Variable	N/A	Variable	
Building Insurance for Industrial units	Discretionary	Outside scope	Variable	N/A	Variable	Variable	N/A	Variable	
Rental from farms	Discretionary	Outside scope	Variable	N/A	Variable	Variable	N/A	Variable	
Charge for setting up Tenancies	Discretionary	Standard Rate	£ 83.33	0.00%	£ -	£ 83.33	£ 16.67	£ 99.99	No increase this year - recently been increased so too soon to do so again
Quarries and Landfill									
Inspection/monitoring	Statutory	Outside scope	£ -	0.00%	£ -	£ -	£ -	£ -	Fees are set in legislation and price per site is dependent on the number of visits required. Fee legislation can be found at: http://www.legislation.gov.uk/wsi/2015/1522/regulation/14/made (paragraph 14)
Records Office									
Photocopying, scans, permits, reproductions and other services	Discretionary	Outside scope	£ -	0.00%	£ -	£ -	£ -	£ -	North East Wales Archives (NEWA) launched in April 2020. A list of services provided by North East Wales Archives, along with their associated charges, can be found the Council's website. All fees and charges are set jointly, but are currently awaiting confirmation of what the situation is with NEWA reviewing its fees and charges.
Registration Services (births, deaths, marriages and civil partnerships)									

T 0641 654

Service and associated fees and charges	Discretionary or Statutory	VAT Status	2021 Fee/Charge (excl. VAT where applicable)	Inflation applied %	Inflation Uplift £	Fee/Charge 1st Oct 2022	VAT Amount 1st Oct 2022 VAT @ 20%	Fee/Charge 1st Oct 2022 incl. VAT (where applicable)	2022 Notes
Change of forename added within 12 months of birth registration	Statutory	Outside scope	£40.00	0.00%	£ -	£ 40.00	£ -	£ 40.00	
Consideration by Registrar / Superintendent Registrar of a correction	Statutory	Outside scope	£75.00	0.00%	£ -	£ 75.00	£ -	£ 75.00	
Consideration by the Registrar General of a correction	Statutory	Outside scope	£90.00	0.00%	£ -	£ 90.00	£ -	£ 90.00	
Standard certificate for birth, death, marriage or civil partnership	Statutory	Outside scope	£11.00	0.00%	£ -	£ 11.00	£ -	£ 11.00	
Certificate issued after registration from an archived register - priority service (24 hours)	Statutory	Outside scope	£35.00	0.00%	£ -	£ 35.00	£ -	£ 35.00	
Certificate postage and packaging	Discretionary	Outside scope	£3.00	0.00%	£ -	£ 3.00	£ -	£ 3.00	
Fee for Notice of Marriage or Civil Partnership - per person	Statutory	Outside scope	£35.00	0.00%	£ -	£ 35.00	£ -	£ 35.00	
Deposit for Register Office Ceremonies (non refundable but deducted from full ceremony fee)	Discretionary	Outside scope	£30.00	0.00%	£ -	£ 30.00	£ -	£ 30.00	
Deposit for Ceremony Room (non refundable but deducted from full ceremony fee)	Discretionary	Outside scope	£100.00	0.00%	£ -	£ 100.00	£ -	£ 100.00	
Deposit for Approved Premises Ceremonies (non refundable but deducted from full ceremony fee)	Discretionary	Outside scope	£100.00	0.00%	£ -	£ 100.00	£ -	£ 100.00	
Advance Booking Fee for all ceremonies between 12-24 months in advance	Discretionary	Outside scope	£75.00	0.00%	£ -	£ 75.00	£ -	£ 75.00	
Ceremony at Flintshire Register Office, Mold - Superintendent Registrars Office (Mon - Wed only)	Statutory	Outside scope	£46.00	0.00%	£ -	£ 46.00	£ -	£ 46.00	
Ceremony at The Ceremony Room Llwynegryn Hall (Mon - Thurs)	Discretionary	Outside scope	£216.00	4.17%	£ 9.00	£ 225.00	£ -	£ 225.00	
Ceremony at The Ceremony Room Llwynegryn Hall (Fri)	Discretionary	Outside scope	£259.00	4.25%	£ 11.00	£ 270.00	£ -	£ 270.00	
Ceremony at The Ceremony Room Llwynegryn Hall (Sat)	Discretionary	Outside scope	£280.00	3.57%	£ 10.00	£ 290.00	£ -	£ 290.00	
Ceremony at The Ceremony Room Llwynegryn Hall (Sun or Bank Hol)	Discretionary	Outside scope	£345.00	2.90%	£ 10.00	£ 355.00	£ -	£ 355.00	
Ceremony at Secular Approved Premises (Mon - Thurs)	Discretionary	Outside scope	£425.00	1.18%	£ 5.00	£ 430.00	£ -	£ 430.00	
Ceremony at Secular Approved Premises (Fri)	Discretionary	Outside scope	£510.00	0.98%	£ 5.00	£ 515.00	£ -	£ 515.00	
Ceremony at Secular Approved Premises (Sat)	Discretionary	Outside scope	£552.00	1.45%	£ 8.00	£ 560.00	£ -	£ 560.00	
Ceremony at Secular Approved Premises (Sun or Bank Hol)	Discretionary	Outside scope	£595.00	0.84%	£ 5.00	£ 600.00	£ -	£ 600.00	
Marriage at Place of Worship (Registrars attendance to register marriage)	Statutory	Outside scope	£86.00	0.00%	£ -	£ 86.00	£ -	£ 86.00	
Celebrants attendance at Celebratory Services at the Ceremony Room (Mon - Thur)	Discretionary	Outside scope	£115.83	16.55%	£ 19.17	£ 135.00	£ -	£ 135.00	
Celebrants attendance at Celebratory Services at the Ceremony Room (Fri)	Discretionary	Outside scope	£138.33	15.67%	£ 21.67	£ 160.00	£ -	£ 160.00	
Celebrants attendance at Celebratory Services at the Ceremony Room (Sat)	Discretionary	Outside scope	£267.50	-19.63%	£ 52.50	£ 215.00	£ -	£ 215.00	
Celebrants attendance at Celebratory Services at the Ceremony Room (Sun or Bank Hol)	Discretionary	Outside scope	£321.00	-3.40%	£ 11.00	£ 310.00	£ -	£ 310.00	
Celebrants attendance at Celebratory Services at an Approved Premises (Mon - Thur)	Discretionary	Outside scope	£269.17	-3.41%	£ 9.17	£ 260.00	£ -	£ 260.00	
Celebrants attendance at Celebratory Services at an Approved Premises (Fri)	Discretionary	Outside scope	£291.67	8.00%	£ 23.33	£ 315.00	£ -	£ 315.00	
Celebrants attendance at Celebratory Services at an Approved Premises (Sat)	Discretionary	Outside scope	£382.50	-11.11%	£ 42.50	£ 340.00	£ -	£ 340.00	
Celebrants attendance at Celebratory Services at an Approved Premises (Sun or Bank Hol)	Discretionary	Outside scope	£382.50	16.34%	£ 62.50	£ 445.00	£ -	£ 445.00	
Approved Premises Applications - Secular Premises - New application	Discretionary	Outside scope	£1,625.00	2.15%	£ 35.00	£ 1,660.00	£ -	£ 1,660.00	
Approved Premises Applications - Secular Premises - Renewal application	Discretionary	Outside scope	£1,475.00	-1.02%	£ 15.00	£ 1,460.00	£ -	£ 1,460.00	
Approved Premises Applications - Religious Premises - New application	Discretionary	Outside scope	£567.00	0.00%	£ -	£ 567.00	£ -	£ 567.00	
Approved Premises Applications - Religious Premises - Renewal	Discretionary	Outside scope	£567.00	0.00%	£ -	£ 567.00	£ -	£ 567.00	
Ceremony Drink/Food Package - non-refundable deposit (packages 1 to 5)	Discretionary	Standard Rate		0.00%	£ -	£ -	£ -	£ -	
Ceremony Drink/Food Package - non-refundable deposit (package 6)	Discretionary	Standard Rate		0.00%	£ -	£ -	£ -	£ -	
Rights of Way									
Temporary closures and extensions by Order	Discretionary	Outside scope	£ 1,816.57	6.00%	£ 108.99	£ 1,925.56	£ -	£ 1,925.56	
Closure by notice	Discretionary	Outside scope	£ 543.33	6.00%	£ 32.60	£ 575.93	£ -	£ 575.93	
Permanent closures and diversions Advert costs are charged in addition	Discretionary	Outside scope	£ 1,631.01	6.00%	£ 97.86	£ 1,728.87	£ -	£ 1,728.87	
Follow up Property Search queries - per request	Discretionary	Outside scope	£ 75.86	6.00%	£ 4.55	£ 80.41	£ -	£ 80.41	
Authorisation for rallies - per request	Discretionary	Outside scope	£ 108.67	6.00%	£ 6.52	£ 115.19	£ -	£ 115.19	

Registration Services fees and charges are set at least two years in advance, with any changes applied from 1st April annually. Inflationary increases are applied and charges set to achieve full cost recovery where applicable/permitted.

Service and associated fees and charges	Discretionary or Statutory	VAT Status	2021 Fee/Charge (excl. VAT where applicable)	Inflation applied %	Inflation Uplift £	Fee/Charge 1st Oct 2022	VAT Amount 1st Oct 2022 VAT @ 20%	Fee/Charge 1st Oct 2022 incl. VAT (where applicable)	2022 Notes
Room Hire									
Mill Suite	Discretionary	Standard Rate	£ 30.45	0.00%	£ -	£ 30.45	£ 6.09	£ 36.54	
Abbey Room	Discretionary	Standard Rate	£ 40.60	0.00%	£ -	£ 40.60	£ 8.12	£ 48.72	
Room 80 & 81	Discretionary	Standard Rate	£ 40.60	0.00%	£ -	£ 40.60	£ 8.12	£ 48.72	
Chater Room	Discretionary	Standard Rate	£ 81.20	0.00%	£ -	£ 81.20	£ 16.24	£ 97.44	
Gloucester Room	Discretionary	Standard Rate	£ 81.20	0.00%	£ -	£ 81.20	£ 16.24	£ 97.44	
Meeting Room 1	Discretionary	Standard Rate	£ 30.45	0.00%	£ -	£ 30.45	£ 6.09	£ 36.54	
Meeting Room 2	Discretionary	Standard Rate	£ 30.45	0.00%	£ -	£ 30.45	£ 6.09	£ 36.54	
Meeting Room 33	Discretionary	Standard Rate	£ 45.68	0.00%	£ -	£ 45.68	£ 9.14	£ 54.81	
Roundabout Sponsorship									
Sponsorship of a Roundabout	Discretionary	Standard Rate	£ 2,562.88	6.00%	£ 153.77	£ 2,716.65	£ 543.33	£ 3,259.98	
Ship Sanitation Certificate									
Up to 1,000 tonnes	Statutory	Outside scope	£ 105.00	0.00%	£ -	£ 105.00	£ -	£ 105.00	
Up to 3,000 tonnes	Statutory	Outside scope	£ 140.00	0.00%	£ -	£ 140.00	£ -	£ 140.00	
Up to 10,000 tonnes	Statutory	Outside scope	£ 210.00	0.00%	£ -	£ 210.00	£ -	£ 210.00	
Up to 20,000 tonnes	Statutory	Outside scope	£ 270.00	0.00%	£ -	£ 270.00	£ -	£ 270.00	
Up to 30,000 tonnes	Statutory	Outside scope	£ 345.00	0.00%	£ -	£ 345.00	£ -	£ 345.00	
Over 30,000 tonnes	Statutory	Outside scope	£ 405.00	0.00%	£ -	£ 405.00	£ -	£ 405.00	
Vessels with 50 – 1000 persons	Statutory	Outside scope	£ 405.00	0.00%	£ -	£ 405.00	£ -	£ 405.00	
Vessels with over 1000 persons	Statutory	Outside scope	£ 690.00	0.00%	£ -	£ 690.00	£ -	£ 690.00	
Extensions	Statutory	Outside scope	£ 75.00	0.00%	£ -	£ 75.00	£ -	£ 75.00	
Skin Piercing Registration									
Skin Piercing Registration - Premises	Discretionary	Outside scope	£ 131.04	0.00%	£ -	£ 131.04	£ -	£ 131.04	
Skin Piercing Registration - Person	Discretionary	Outside scope	£ 65.52	0.00%	£ -	£ 65.52	£ -	£ 65.52	
Social Care									
Day Care - flat rate meal charge Meals for residents if these are part of their care are not subject to VAT. VAT applies to employees, visitors and residents where meals are not part of their care	Discretionary	Outside scope	£ 6.50	7.69%	£ 0.50	£ 7.00	£ -	£ 7.00	Local inflation uplift applied based on full cost recovery.
Non-residential Care (domiciliary) - Per week	Statutory	Outside scope	£ -	0.00%	£ -	£ -	£ -	£ -	This is the maximum cost for non-residential care and short term care stays that are no longer than 8 weeks. If service users have over £24,000 then they will automatically pay this charge. Any service user with capital less than this will
Night care (non-residential) - per week	Statutory	Outside scope	£ -	0.00%	£ -	£ -	£ -	£ -	
Adult placement scheme	Statutory	Outside scope	£ -	0.00%	£ -	£ -	£ -	£ -	If an individual has capital in excess of £50,000 then they are required to fund their own care home fees. Any service user with capital less than this will be financially assessed based on their ability to pay.
Short-term care (Stays less than 8 weeks)	Statutory	Outside scope	£ -	0.00%	£ -	£ -	£ -	£ -	
Residential care - Local Authority	Statutory	Outside scope	£ 607.00	6.51%	£ 39.52	£ 646.52	£ -	£ 646.52	If an individual has capital in excess of £50,000 then they are required to fund their own care home fees. Any service user with capital less than this will be financially assessed based on their ability to pay.
Residential EMI care - Local Authority	Statutory	Outside scope	£ 632.79	6.70%	£ 42.38	£ 675.17	£ -	£ 675.17	
Nursing	Statutory	Outside scope	£ 658.55	6.87%	£ 45.24	£ 703.79	£ -	£ 703.79	If an individual has capital in excess of £50,000 then they are required to fund their own care home fees. Any service user with capital less than this will be financially assessed based on their ability to pay.
EMI Nursing	Statutory	Outside scope	£ 697.19	7.10%	£ 49.53	£ 746.72	£ -	£ 746.72	
Temporary Residential Care - Local Authority/Private	Statutory	Outside scope	£ -	0.00%	£ -	£ -	£ -	£ -	
Day Care Older People	Discretionary	Outside scope	£ 25.26	24.80%	£ 6.26	£ 31.52	£ -	£ 31.52	This is the maximum daily charge which would be made to a Day Care attendee, the actual fee charged will be dependent upon a financial assessment and so could be less than the fee stated
Day Care LD/PD	Discretionary	Outside scope	£ 25.26	24.80%	£ 6.26	£ 31.52	£ -	£ 31.52	This is the maximum daily charge which would be made to a Day Care attendee, the actual fee charged will be dependent upon a financial assessment and so could be less than the fee stated
Deferred Payment Agreed Charges - Valuations (one-off)	Discretionary	Outside scope	£ 85.00	0.00%	£ -	£ 85.00	£ -	£ 85.00	Fees are based on statutory rates
Deferred Payment Agreed Charges - Legal Fees (one-off)	Discretionary	Outside scope	£ 400.00	0.00%	£ -	£ 400.00	£ -	£ 400.00	Fees are based on statutory rates
Deferred Payment Agreed Charges - Set Up Fees (one-off)	Discretionary	Outside scope	£ 250.00	0.00%	£ -	£ 250.00	£ -	£ 250.00	Fees are based on statutory rates
Deferred Payment Agreed Charges - Annual Administration Fee	Discretionary	Outside scope	£ 92.00	0.00%	£ -	£ 92.00	£ -	£ 92.00	Fees are based on statutory rates
Deferred Payment Agreed Charges - Interest Charge	Discretionary	Outside scope	£ -	0.00%	£ -	£ -	£ -	£ -	Interest will be charged from day 1 of the Deferred Payment Agreement and will be compounded plus an additional charge of 0.15% above the 'relevant rate'. The relevant rate is the Market Gilt Rate which is provided on the Determinants of the fiscal foreca
Telecare Monitoring Charge - per week	Discretionary	Outside scope	£ 2.00	6.00%	£ 0.12	£ 2.12	£ -	£ 2.12	Recommend annual inflation uplift applied every three years - first uplift Oct 2022 - service to review cost
Telecare Installation Cost (on-off) Only applicable to individuals who require Telecare and have no other social care needs	Discretionary	Outside scope	£ 51.26	6.00%	£ 3.08	£ 54.33	£ -	£ 54.33	

Service and associated fees and charges	Discretionary or Statutory	VAT Status	2021 Fee/Charge (excl. VAT where applicable)	Inflation applied %	Inflation Uplift £	Fee/Charge 1st Oct 2022	VAT Amount 1st Oct 2022 VAT @ 20%	Fee/Charge 1st Oct 2022 incl. VAT (where applicable)	2022 Notes
Court of Protection fees - Set up fee (One off)	Statutory	Outside scope	£ 745.00	0.00%	£ -	£ 745.00	£ -	£ 745.00	All Court Of Protection fees are set by the Office of the Public Guardian
Court of Protection fees - Annual Management Fee	Statutory	Outside scope	£ 650.00	0.00%	£ -	£ 650.00	£ -	£ 650.00	
Court of Protection fees - Preparation and Lodgement of COP Report	Statutory	Outside scope	£ 216.00	0.00%	£ -	£ 216.00	£ -	£ 216.00	
Court of Protection fees - Annual Property Management Fee	Statutory	Outside scope	£ 300.00	0.00%	£ -	£ 300.00	£ -	£ 300.00	
Court of Protection fees - Capital Under 16k	Statutory	Outside scope	£ -	0.00%	£ -	£ -	£ -	£ -	Annual fees are 3.5% of balance held in all accounts on the anniversary of the order
Training - non-attendance charge half day	Discretionary	Outside scope	£ 25.63	6.00%	£ 1.54	£ 27.17	£ -	£ 27.17	
Training - non-attendance charge full day	Discretionary	Outside scope	£ 51.26	6.00%	£ 3.08	£ 54.33	£ -	£ 54.33	
Stray Dogs									
Return direct to Owners	Discretionary	Outside scope	£ 30.75	6.00%	£ 1.85	£ 32.60	£ -	£ 32.60	
Kennel fees (per day)	Discretionary	Standard Rate	£ 38.44	6.00%	£ 2.31	£ 40.75	£ 8.15	£ 48.90	
Street Naming and Numbering									
House Name Change	Discretionary	Outside scope	£ 70.70	6.00%	£ 4.24	£ 74.94	£ -	£ 74.94	
Re-name of street where requested by residents Plus £36 per additional property	Discretionary	Outside scope	£ 113.12	6.00%	£ 6.79	£ 119.91	£ -	£ 119.91	
Re-numbering Houses/Buildings Plus £36 per additional property	Discretionary	Outside scope	£ 113.12	6.00%	£ 6.79	£ 119.91	£ -	£ 119.91	
Confirmation of addresses for Conveyancing purposes	Discretionary	Outside scope	£ 35.35	6.00%	£ 2.12	£ 37.47	£ -	£ 37.47	
Conversion of Buildings to form Dwelling/Flats Plus £10 per additional unit	Discretionary	Outside scope	£ 101.00	6.00%	£ 6.06	£ 107.06	£ -	£ 107.06	
New road									
Single Dwelling, Self Build plots on existing Road/Street Plus £10 per additional unit	Discretionary	Outside scope	£ 101.00	6.00%	£ 6.06	£ 107.06	£ -	£ 107.06	
New Development 2-5 plots Plus £25 per additional unit	Discretionary	Outside scope	£ 151.50	6.00%	£ 9.09	£ 160.59	£ -	£ 160.59	
New Development 6-10 plots Plus £20 per additional unit	Discretionary	Outside scope	£ 252.50	6.00%	£ 15.15	£ 267.65	£ -	£ 267.65	
New Development over 10 plots Plus £15 per additional unit	Discretionary	Outside scope	£ 505.00	6.00%	£ 30.30	£ 535.30	£ -	£ 535.30	
Industrial - Allocation of addresses to commercial units (1 unit) Plus £25 per additional unit	Discretionary	Outside scope	£ 151.50	6.00%	£ 9.09	£ 160.59	£ -	£ 160.59	
Sustainable Drainage Systems (SuDS) Pre-Application									
Early Engagement Advice	Discretionary	Outside scope	Free	N/A	N/A	Free	N/A	Free	
Single dwelling (householder) 0.01 to 0.5 hectare	Discretionary	Outside scope	£ 101.00	6.00%	£ 6.06	£ 107.06	£ -	£ 107.06	
>0.5 to 1.0 hectare	Discretionary	Outside scope	£ 202.00	6.00%	£ 12.12	£ 214.12	£ -	£ 214.12	
>1.0 to 5.0 hectare	Discretionary	Outside scope	£ 404.00	6.00%	£ 24.24	£ 428.24	£ -	£ 428.24	
>5.0 hectare	Discretionary	Outside scope	£ 606.00	6.00%	£ 36.36	£ 642.36	£ -	£ 642.36	
Additional Services (per hour)	Discretionary	Outside scope	£ 1,010.00	6.00%	£ 60.60	£ 1,070.60	£ -	£ 1,070.60	
	Discretionary	Outside scope	£ 40.40	6.00%	£ 2.42	£ 42.82	£ -	£ 42.82	
Sustainable Drainage Systems (SuDS)									
Application	Statutory	Outside scope	£ -	0.00%	£ -	£ -	£ -	£ -	Fees are set in legislation: http://www.legislation.gov.uk/wsi/2018/1075/contents/made
Talks and Presentations									
Environmental Health, Trading Standards and Licensing	Discretionary	Outside scope	£ 68.69	6.00%	£ 4.12	£ 72.81	£ -	£ 72.81	
Trading Standards									
Measuring Instruments Directive									
Automatic discontinuous totalisers, automatic rail weighbridges, automatic catchweighers, automatic gravimetric filling instruments and beltweighers Hourly Rate	Statutory	Standard Rate	£ 90.34	3.90%	£ 3.52	£ 93.86	£ 18.77	£ 112.63	
Cold water meters Hourly rate	Statutory	Standard Rate	£ 90.34	0.00%	£ -	£ 90.34	£ 18.07	£ 108.41	
Measuring instruments for liquid fuel and lubricants	Statutory	Standard Rate	£ -	0.00%	£ -	£ -	£ -	£ -	10% surcharge on top of officer hourly rate (minimum 1 hour)
Measuring instruments for liquid fuel delivered from road tankers	Statutory	Standard Rate	£ -	0.00%	£ -	£ -	£ -	£ -	10% surcharge on top of officer hourly rate (minimum 1 hour)

Service and associated fees and charges	Discretionary or Statutory	VAT Status	2021 Fee/Charge (excl. VAT where applicable)	Inflation applied %	Inflation Uplift £	Fee/Charge 1st Oct 2022	VAT Amount 1st Oct 2022 VAT @ 20%	Fee/Charge 1st Oct 2022 incl. VAT (where applicable)	2022 Notes
Special Weighing and Measuring Equipment									
Examining, testing, certifying, stamping, authorising or reporting on special weighing or measuring equipment at the place where the service is provided. 1. Automatic or totalising weighing machines 2. Equipment designed to weigh loads in motion 3. Bul	Statutory	Standard Rate	£ 90.34	3.90%	£ 3.53	£ 93.86	£ 18.77	£ 112.63	
Weighing Instruments Non-NAWI									
Not exceeding 1 tonne - per item	Statutory	Standard Rate	£ 71.41	-0.31%	£ 0.22	£ 71.19	£ 14.24	£ 85.43	
Exceeding 1 tonne to 10 tonne - per item	Statutory	Standard Rate	£ 115.67	3.90%	£ 4.51	£ 120.18	£ 24.04	£ 144.22	
Exceeding 10 tonnes	Statutory	Standard Rate	£ 241.58	3.90%	£ 9.42	£ 251.00	£ 50.20	£ 301.20	
Weighing Instruments NAWI									
Not exceeding 1 tonne - per item	Statutory	Standard Rate	£ 118.86	3.90%	£ 4.64	£ 123.50	£ 24.70	£ 148.20	
Exceeding 1 tonne to 10 tonne - per item	Statutory	Standard Rate	£ 183.95	3.90%	£ 7.17	£ 191.12	£ 38.22	£ 229.34	
Exceeding 10 tonnes - per item	Statutory	Standard Rate	£ 402.68	3.90%	£ 15.70	£ 418.38	£ 83.68	£ 502.06	
When testing instruments incorporating remote display or printing facilities, and where completion of the test requires a second person or a second series of tests by the same person, an additional fee may be charged	Statutory	Standard Rate	£ -	0.00%	£ -	£ -	£ -	£ -	50% surcharge on officer hourly rate plus travel costs
Measuring Instruments for Liquid Fuel and Lubricants									
Container type		Standard Rate	£ 82.10	3.90%	£ 3.20	£ 85.30	£ 17.06	£ 102.36	
First nozzle tested, per site	Statutory	Standard Rate	£ 133.92	3.90%	£ 5.22	£ 139.14	£ 27.83	£ 166.97	
Each additional nozzle tested	Statutory	Standard Rate	£ 82.27	3.90%	£ 3.21	£ 85.48	£ 17.10	£ 102.58	
Testing of peripheral electronic equipment on a separate visit (per site)	Statutory	Standard Rate	£ 90.34	3.90%	£ 3.52	£ 93.86	£ 18.77	£ 112.63	
Testing of credit card acceptor (per unit, regardless of no. of slots/nozzles/pumps)	Statutory	Standard Rate	£ 90.34	3.90%	£ 3.52	£ 93.86	£ 18.77	£ 112.63	
Road Tanker Fuel Measuring Equipment (Above 100 Litres)									
Wet hose with two testing liquids - per item	Statutory	Standard Rate	£ 287.44	3.90%	£ 11.21	£ 298.65	£ 59.73	£ 358.38	
Wet hose with three testing liquids - per item	Statutory	Standard Rate	£ 335.35	3.90%	£ 13.08	£ 348.43	£ 69.69	£ 418.12	
Dry hose with two testing liquids - per item	Statutory	Standard Rate	£ 319.34	3.90%	£ 12.45	£ 331.79	£ 66.36	£ 398.15	
Dry hose with three testing liquids - per item	Statutory	Standard Rate	£ 367.43	3.90%	£ 14.33	£ 381.76	£ 76.35	£ 458.11	
Wet/dry hose with two testing liquids - per item	Statutory	Standard Rate	£ 447.11	3.90%	£ 17.44	£ 464.55	£ 92.91	£ 557.46	
Wet/dry hose with three testing liquids - per item	Statutory	Standard Rate	£ 477.97	3.90%	£ 18.64	£ 496.61	£ 99.32	£ 595.93	
Certificate of Errors									
For supplying a certificate containing results of errors found on testing	Statutory	Standard Rate	£ 58.25	3.90%	£ 2.27	£ 60.52	£ 12.10	£ 72.63	
Traffic Regulation Orders									
Traffic Regulation Orders - Internal Minimum Charge	Discretionary	Outside scope	£ 2,183.57	6.00%	£ 131.01	£ 2,314.58	£ -	£ 2,314.58	
Traffic Regulation Orders - Internal Maximum Charge	Discretionary	Outside scope	£ 3,229.22	6.00%	£ 193.75	£ 3,422.98	£ -	£ 3,422.98	
Traffic Regulation Orders - External Minimum Charge	Discretionary	Standard Rate	£ 3,695.67	6.00%	£ 221.74	£ 3,917.41	£ 783.48	£ 4,700.89	
Traffic Regulation Orders - External	Discretionary	Standard Rate	£ 4,720.82	6.00%	£ 283.25	£ 5,004.06	£ 1,000.81	£ 6,004.88	
Transport									
Concessionary Seat - per annum Payments split across three terms	Discretionary	Outside scope	£ 450.00	6.00%	£ 27.00	£ 477.00	£ -	£ 477.00	
Replacement concessionary Bus Pass	Discretionary	Outside scope	£ 10.00	6.00%	£ 0.60	£ 10.60	£ -	£ 10.60	
Arriva Scholar Passes	Discretionary	Outside scope	£ 25.00	6.00%	£ 1.50	£ 26.50	£ -	£ 26.50	
Adult Social Services - concessionary Seat (per day)	Discretionary	Outside scope	£ 7.00	6.00%	£ 0.42	£ 7.42	£ -	£ 7.42	
Waste									
Bulky Waste Collection - Collection of 1 - 5 items	Statutory	Outside scope	£ 40.00	0.00%	£ -	£ 40.00	£ -	£ 40.00	
Bulky Waste Collection - Each additional item	Statutory	Outside scope	£ 5.00	0.00%	£ -	£ 5.00	£ -	£ 5.00	
Bulky Waste Collection - Concessions for persons in receipt of benefits/OAPs *	Statutory	Outside scope	£ 20.00	0.00%	£ -	£ 20.00	£ -	£ 20.00	A full review of the bulky waste collection charge has been requested via the Environment and Economy Overview and Scrutiny Committee. Following a retender exercise of the service (due July 2022) this will take place to ensure full cost recovery.
Garden Waste Collection - online payments	Discretionary	Outside scope	£ 32.00	0.00%	£ -	£ 32.00	£ -	£ 32.00	
Garden Waste Collection - payments made on or before 29th February	Discretionary	Outside scope	£ 32.00	0.00%	£ -	£ 32.00	£ -	£ 32.00	Annual uplifts to be applied every three years, this will be further reviewed for 2023/24.
Garden Waste Collection - payments made on or after 1st March	Discretionary	Outside scope	£ 35.00	0.00%	£ -	£ 35.00	£ -	£ 35.00	
Greenfield Household Recycling Centre - small trader green waste tipping gate fee	Discretionary	Outside scope	£ 35.88	0.00%	£ -	£ 35.88	£ -	£ 35.88	Uplift to be reviewed in 2023/24
Youth and Community Services - Room Hire									
Room Hiring - 11-25 age group organisations - per hour	Discretionary	Outside scope	£ 3.66	6.00%	£ -	£ 3.66	£ -	£ 3.66	
Room Hiring - Organisations outside 11-25 - per hour	Discretionary	Outside scope	£ 4.83	6.00%	£ -	£ 4.83	£ -	£ 4.83	
Room Hiring - Profit making organisations - per hour	Discretionary	Outside scope	£ 8.00	6.00%	£ -	£ 8.00	£ -	£ 8.00	Annual uplifts to be applied every three years with the first uplift due in 2022. The service is waiting for the new Senior Manager to take office in June 2022. Further Review will

Service and associated fees and charges	Discretionary or Statutory	VAT Status	2021 Fee/Charge (excl. VAT where applicable)	Inflation applied %	Inflation Uplift £	Fee/Charge 1st Oct 2022	VAT Amount 1st Oct 2022 VAT @ 20%	Fee/Charge 1st Oct 2022 incl. VAT (where applicable)	2022 Notes
Room Hiring - Hire on Saturdays - per hour	Discretionary	Outside scope	£ 10.33	6.00%	£ -	£ 10.33	£ -	£ 10.33	Manager to take office in June 2022. Further review will be undertaken in year.
Room Hiring - Hire on Sundays - per hour	Discretionary	Outside scope	£ 13.33	6.00%	£ -	£ 13.33	£ -	£ 13.33	

Tudalalen 659

Mae'r dudalen hon yn wag yn bwrpasol



Flintshire County Council

Income Generation Policy

Version 3: June 2022

Contents

1	Approach and Objectives	2
1.1	Approach	2
1.2	Objectives	3
2	Principles	4
3	Process for reviewing and setting fees and charges	5
3.1	Overview	5
3.2	Monitoring and governance	5
3.3	Approval of fees and charges	5
3.4	Process for annual review of fees and charges	6
3.5	Annual inflation uplift	7
3.6	Timescales and responsibilities	8
3.7	In year changes	8
3.8	New opportunities for income generation and the process for introducing new fees or charges	8
3.9	Communications	10
4	Payments	11
5	Concessions	12

1. Approach and Objectives

1.1 Approach

The Council provides a range of services to residents, the community and visitors for which it can apply a fee or charge and generate income accordingly.

Good practice suggests that local authorities should have a clear rationale for charging, which should include what services are charged for, how much is charged and how charging supports the delivery of corporate priorities¹.

This policy outlines the Council's rationale for fees and charges. It establishes the process by which fees and charges will be set and reviewed, sets out the key principles that should be used in setting them and outlines how charging for services supports the Council to deliver its corporate priorities.

The Council's high level aim is to maximise income generation wherever possible to contribute towards the delivery of key frontline services. Achieving full cost recovery for discretionary services, where the Council has a power but not a duty to provide the service, is a necessity for service sustainability. As, where the charge applied for these services does not cover the cost of service delivery, or it is not permitted to, this raises strategic questions for the Council to consider, such as if and how the services should be funded.

The setting of fees and charges must be linked to the Council's annual budget planning and Medium Term Financial Strategy (MTFS) planning process to create a strategic and coherent approach.

Any approach to income generation will by necessity need to be flexible, as this is a complex area and maximising income generation is not just about increasing fees and charges. For example, increasing fees/charges for services that operate in a commercial market to above the market rate may reduce demand for services, negatively impacting on income. Raising fees/charges to a level where customers can no longer afford them is likely to have a similar effect. Therefore, in some instances, it may be more appropriate to reduce fees and charges to gain a greater share of the market.

The Council may choose to offer subsidies to promote access to services for those who otherwise could not afford them. Such subsidies (often referred to as concessions) must

¹ Wales Audit Office (2016) Charging for services and generating income by local authorities. Available from: <https://www.audit.wales/system/files/publications/income-generation-2016-eng.pdf>

be transparent, properly understood and have a clear rationale, as each time a service user is not paying the full cost of a service, the council tax payer is providing a subsidy.

By strategically using charging and concessions, the Council can influence the behaviour of residents in line with wider Council policy goals. The Council can also demonstrate the value of its services and discourage the abuse of such services.

This policy document aims to support Council Members and Officers to strike the appropriate balance between these conflicting pressures and priorities.

1.2 Objectives

The objectives of this policy are to ensure that the Council:

- Maximises revenue generation through full cost recovery wherever possible;
- Ensures that a clear and consistent set of principles and criteria underpin all decision making;
- Ensures that fees and charges are set in a way that complements the Council's wider policy goals;
- Sets prices as part of the approach to marketing the service, setting fees and charges that are comparable with our own and/or broader commercial market and which reflect the ability of customers to pay for them;
- Adopts differential pricing for some specific services where warranted;
- Puts in place a consistent process and governance structures;
- Takes into account any competition to deliver the service from the public, private or voluntary/third sectors; and
- Collects payment of fees and charges as efficiently as possible, utilising digital mechanisms and in advance of the point of delivery where possible whilst providing alternative options for customers to make payment where needed.

2. Principles

This section sets out the overarching principles that should be applied when setting fees and charges across the Council.

Flintshire County Council's fees and charges should:

- Maximise the level of income generated from the service within the appropriate legal framework that governs those fees/charges;
- Ensure charges are transparent and communicated to customers with reasonable notice;
- Take into account the nature of demand for the service and any market intelligence available;
- Complement the Council's wider policy goals and objectives;
- Be reviewed annually, overseen by Programme Boards, and reported to Cabinet in July of each year prior to implementation of any changes on 1st October;
- Achieve full cost recovery or market rate comparison wherever possible, with a phased approach to achieving by October 2022 for those not already operating at full cost recovery;
- As a minimum increase in line with inflation each year, where permitted, using one of the agreed inflation indices, unless there is a clear rationale for not doing so, or for reducing the level of the fee in real terms; and
- Take into account equality and diversity issues.

It is acknowledged that a number of these principles are contradictory in nature and that there should be a clear mechanism for deciding the prevailing priorities for each instance where conflicts arise.

3. Process for reviewing and setting fees and charges

3.1 Overview

This section of the policy sets out the process for the setting of fees and charges across the Council. It aims to put in place a transparent process that will take place annually, ensuring that all areas of the Council are taking into account the same principles and criteria in making decisions on the level of fees and charges.

3.2 Monitoring and governance

A governance and oversight structure is required to standardise the process of setting fees and charges and ensure that service areas are consistently basing their decisions on the appropriate criteria. For this purpose income generation will be monitored through current portfolio Programme Boards and the annual review of fees and charges reported to Cabinet in July each year prior to any changes being implemented on 1st October.

Changes to fees and charges at other times during the year can be made in some circumstances, such as statutory fee changes, which are set by government/in legislation and in other extenuating circumstances.

In relation to income management Programme Boards will:

- Receive proposals for adjusting fees and charges on an annual basis, which must be considered in light of the Council's overarching MTFS;
- Review income related business case investment proposals and proposals to introduce new fees or charges;
- Review these proposals to ensure that the appropriate criteria underpin the proposals;
- Recommend the appropriate process for approval for new fees/charges and changes to existing fees/charges where changes are not aligned to the agreed process and principles outlined in this policy and accompanying guidance; and
- Monitor the income generation performance of services against set targets.

3.3 Approval of fees and charges

Programme Boards do not have the authority to approve the setting of fees and charges. The responsibility for this remains with individual Chief Officers in consultation with their respective Cabinet Member under delegated powers/authority and/or Cabinet or Full Council, where necessary.

3.4 Process for annual review of fees and charges

Step 1

Fees and charges should be reviewed annually and this review will commence in April each year, instigated and overseen by the Council's Corporate Finance Team. Service areas will be required to review current levels of fees and charges for all chargeable services.

When reviewing and setting fees and charges the service should ensure it understands the full cost of providing the service, including overheads (indirect costs), and the demand for the service. Services should be prepared to provide supporting information to demonstrate full cost recovery or market rate comparison is being achieved, where permitted.

Services should also take into consideration the following when reviewing and setting fees and charges:

- Intelligence on the nature and elasticity of demand;
- Benchmarking with other local authorities or alternative suppliers in more commercial markets;
- An understanding of the market in which the service operates, including alternative service providers in the private, public and voluntary sectors;
- Any applicable income targets for the service;
- The implications of the level of fees and charges on the total income generated by the service, and the impact of this on the service and Council budget;
- The impact of any increases on customers;
- Whether concessions should be offered/continued, including :
 - The rationale for providing a concession to customers
 - Evidence that the concession is promoting take up of the service and benefiting customers most in need and at risk
 - The financial implications of offering concessions
- The Council's wider policy goals, aims and objectives;
- The impact on communities; and
- Equality and diversity issues.

Step 2

Having reviewed and updated their fees and charges accordingly, service areas will need to report these to their Programme Board.

The Programme Board will assess whether the right balance between competing interests has been struck given the wider financial context and will advise the service area on any changes that may be required. The Programme Board will also determine whether the proposals should be sent for approval. In particular the Programme Board will expect that:

- As a minimum the value of fees and charges should be maintained in real terms over time and increased annually in line with one of the agreed inflation indices;
- Any discretionary services that are not achieving full cost recovery will explain why they are operating at a deficit and more importantly how they will achieve full cost recovery with an accompanying plan for doing so; and
- All concessions will be justified, with evidence that the concession is benefitting the target community and the financial implications of the concession for the wider service budget made clear.

Step 3

When proposals have been supported in principle by the Programme Board they can be returned to Corporate Finance who will collate returns from service areas/Portfolios.

The output of this review will be a collated schedule of all fees and charges applied by the Council which will be reported to Cabinet in July for approval prior to any changes being implemented on 1st October.

Changes to fees and charges at other times of the year are permitted for statutory fee changes and under other extenuating circumstances. However, the processes, principles and approvals outlined in this policy should still be followed and adhered.

Estimates of additional income from increases to fees and charges should be passed to Corporate Finance, agreed and factored into the final budget setting process/MTFS.

Further information and supporting guidance for the annual review of fees and charges will be circulated to service areas at commencement of the annual review.

3.5 Annual inflation uplift

The normative annual inflation index to be used as part of the annual review of fees and charges is the Consumer Prices Index, including owner occupiers' housing costs (CPIH) 12 month inflation rate, as of March in the calendar year of the review. However, the local or Council's inflation rate, which requires a calculation of the annual increases in

direct and indirect costs for each service where a fee/charge is applied, or a market rate comparison inflation rate can be used.

Where the Council has the power to alter fees and charges it is assumed that one of these inflation indices will be used to apply an annual inflation uplift.

3.6 Timescales and responsibilities

The annual review of fees and charges will commence in April each year, instigated by Corporate Finance.

Service areas/Portfolios will be responsible for reviewing their fees and charges in consultation with their Principal Accountant and for submitting these to Programme Boards for consideration, in line with the process detailed in this policy.

Portfolios should return their fees and charges to Corporate Finance by late May/early June. Corporate Finance will then collate the schedule of fees and charges ready to circulate to Cabinet, with an accompanying report, for approval at their July meeting.

Any changes to fees and charges resulting from the annual review will be implemented on 1st October, allowing adequate time for service areas to communicate changes to customers and other stakeholders in advance of their implementation.

Service areas are responsible for setting any new fees and charges, ensuring these fully recover costs wherever permitted, apply VAT where applicable and go through the appropriate approval processes, as detailed in this policy.

Where there are identified areas of non-compliance with the above responsibilities, Principal Accountants within Corporate Finance can escalate any identified non-compliance to the appropriate Chief Officer.

Roles and responsibilities in relation to fees and charges are summarised in the following table.

Role	Responsibility
Annual review of fees and charges, ensuring compliance with relevant regulation/legislation as applicable to those fees and charges and the Council's Income Generation Policy	Service areas/Portfolios
Developing proposals/business cases for new fees and charges, ensuring compliance with relevant regulation/legislation as applicable to those fees and charges and the Council's Income Generation Policy	Service areas/Portfolios

To provide checks of calculations, highlight inaccuracies and to raise to service areas any identified non-compliance with Policy	Management Accounting Team (Principal Accountants)
Resolution of any identified non-compliance	Service areas/Portfolios
Authority to approve fees and charges	Chief Officers in consultation with the appropriate Cabinet Member; or Cabinet; or Full Council
Monitoring income generation, including proposals for adjusting fees and charges	Portfolio Programme Boards (as outlined in sections 3.2 and 3.4 of this Policy)
Instigation of the annual review of fees and charges, to include producing draft schedule of fees and charges for review and supporting guidance/documents	Corporate Finance
Collation of annual schedule of fees and charges and reporting to Cabinet	Corporate Finance
Notifying customers (or potential customers) of fees and charges and/or changes to these	Service areas/Portfolios

3.7 In year changes

As noted earlier in this policy, the Council’s Constitution provides Chief Officers, in conjunction with their respective Portfolio Cabinet Members, a mechanism to set fees and charges in accordance with any policy or strategy approved by the Cabinet or Council, i.e. this policy.

With prior approval charges can be varied on an in year basis, i.e. to manage demand as part of demand management, or ensure costs are fully recovered if these increase significantly in year.

3.8 New opportunities for income generation and the process for introducing new fees or charges

Each year the Members, Chief Officers and Service Managers from across the Council should actively consider new opportunities for income generation. However, this process should not simply be viewed as an annual activity and opportunities to generate additional income should be explored proactively throughout the year.

The purpose of these reviews should be to go beyond the usual paradigms of service delivery and create a more commercial culture within the organisation testing the boundaries of what is possible and exploring new ideas. They should discuss individual services in turn, assess latest development and best practice in income generation nationally, consider new ideas, and establish whether any can be taken forward.

If ideas are identified Chief Officers and Service Managers will be tasked with their exploration, development and implementation.

The process and considerations for introducing any associated new fees or charges is broadly the same as that for the review of fees and charges outlined in section 3.4 above. That is fees and charges should be set to achieve full cost recovery and the Council has developed a cost recovery template to assist service areas with this. In addition, intelligence should be gathered about anticipated demand and the market more broadly to understand the market in which the service will operate, benchmarking against other local authorities and/or the wider market should be undertaken, and the ability of customers to pay, including the use of concession should be considered, alongside the fit with the Council's wider policy goals, aims and objectives. An Integrated Impact Assessment (IIA) should also be completed for any new fees/charges, which will incorporate considerations around equality and diversity issues.

Service areas should seek support from their Principal Accountant when looking to calculate new fees and charges and should seek advice regarding the VAT status of any new proposed fees or charges, i.e. if they are standard rated, exempt, etc.

As outlined in section 3.2 above, Programme Boards should consider any proposals for new fees and charges. When agreement in principle is sought from Programme Boards, the Board will recommend whether the proposals should be sent for approval under the process of delegated powers/authority.

The following principles and guidelines will apply here:

- The presumption should be that the proposal will be sent for approval under delegated powers as outlined in the Council's Constitution.
- If the proposal raises concerns that it will be politically controversial, it should, in the first instance, be referred to the Cabinet Member with responsibility for the service in conjunction with the Chief Officer for further consideration and approval, who may choose subsequently to refer to Cabinet for approval.

All proposals will be sent for approval using the methods supported by the Programme Board and, if approved, will be enacted by services.

Estimates of additional income from the introduction of new fees and charges should be passed to Corporate Finance, agreed and factored into the final budget setting process/MTFS.

3.9 Communications

The schedule of fees and charges resulting from the annual review will be published. However, service areas should put in place arrangements to communicate clearly any changes in fees and charges, or the introduction of new fees/charges, to customers.

A segmented approach should be used to ensure that the right messages are communicated to the right stakeholders, which should include, where applicable:

- Council staff;
- Customers/service users’;
- Taxpayers;
- The media;
- Local businesses; and
- Community groups.

A corporate approach will be taken to managing and approving these communications, where considered necessary, in order to ensure consistency of message across the Council. This approach will include the following principles:

- All communications issued should make clear the reason for the change in the fee or charges (e.g. in line with inflation, increases costs, etc.);
- Where there is an increased fee or charge, communications should provide clear advice to customers on the concessions available (if any) to make sure those who are entitled to discounts receive them; and
- The timing of communications should be co-ordinated in line with when the change is implemented.

Any communications proposed to be issued out in respect to this should be cleared by the respective Portfolio Cabinet Member before being sent.

4. Payments

It is vital that the Council receives payment for its chargeable services. Wherever possible customers should be required to pay charges in advance of delivery of services, or at the point of delivery, to minimise the risk of non-payment and to assist customers to manage their own liabilities to the Council.

To facilitate payment, and provide a customer centred service, multiple payment methods should be available to the customer. However, online and direct debits should be promoted as preferred methods.

Each year a review should also be undertaken of the means by which payments are made to all services. As part of the annual review of fees and charges, and when setting new fees and charges, services should consider how payment is collected and how this can be made (more) efficient, using less expensive channels of payment collection and how this will be promoted and signposted to. This work should be consistent with the objectives set out in within the Council's Digital Strategy.

5. Concessions

A concession is applied when a local authority chooses to set a charge below the actual cost of service provision.

Concession setting is a careful balancing act. The Council may wish to target certain services at a specific group of residents and in doing so it may decide to apply a concession. For example, it may wish to offer assistance to the elderly, or those on benefits. However, every time a customer is not paying the full cost of a service, the council tax payer is in effect providing a subsidy. It is therefore important that efforts are made to ensure that subsidies are targeted at those customers whom the Council has made a conscious policy decision to help.

Certain principles are therefore important when determining the need for a concession:

- The Council should be wary of extending concessions to those who may be able or willing to pay the full fee/charge for a service;
- Concessions should not be applied to services which are lower priority for the Council;
- Concessions should be focused on those groups most in need and at risk;
- Concessions must be transparent, properly understood and have a clear rationale for their application;
- The implications of each concession for the Council's overall financial position must be understood;
- There should be evidence that the concession is promoting take up of the service and benefitting customers; and
- Concessions should be non-discriminatory in nature and effect.

Concessions are likely to exist on a service specific level. It is therefore important that when reviewing concessions a consistent approach has been taken. Programme Boards will undertake this role as a part of the process outlined in section 3 of this policy, along with an assessment of whether services proposals for concessions should be supported.

In order to this the Board will:

- Collect information available on subsidies provided for chargeable services;

- Ask finance staff to map the overall financial consequences of current subsidies for the Council's budget;
- Assess the information provided by service areas and consider the financial consequences for the Council's budget submitted by finance. The Board's presumption will be that all concessions need to be justified, and the financial implications of the concession for the wider service budget must be clear;
- As part of this process the Board should compare the need for and cost of subsidies that exist in different services. To do this the Board should rate the chargeable services prioritising who should pay for the service by asking the following questions:
 - Should the council tax payer pay for the services? (in which case the service is free to customers/service users)
 - Or should the service user pay for the service? (in which case there will be no subsidy and the customer will pay the full cost of the service)
 - How much will each of these options cost the taxpayer?

Based on the above, the Board can decide which service proposals and subsidies should be approved. This process will enable the prioritisation of subsidies within a clear financial context, to feed into the Board's decision as to whether to send service proposals for approval.

The Council will undertake this process on an annual cycle.

Mae'r dudalen hon yn wag yn bwrpasol

Eitem ar gyfer y Rhaglen 15



CABINET

Date of Meeting	Tuesday, 12 th July 2022
Report Subject	Communal Heating Charges 2022/23
Cabinet Member	Cabinet Member for Housing and Regeneration
Report Author	Chief Executive
Type of Report	Operational

EXECUTIVE SUMMARY

The Housing and Communities Portfolio currently operates eight communal heating schemes within Flintshire. The Council negotiates fuel costs in advance and tenants benefit from the Council's Industrial and Commercial Contract rate.

New communal heating charges are based on the previous year's energy use ensuring an accurate assessment of costs and impacts on the heating reserve account.

The proposed recharges for 2022/23 are set out within this report and are pending Cabinet approval. In the majority of cases, the recharge to tenants has reduced for 2022/23, which as in other years, would allow Flintshire to recover the projected costs of the heating charges whilst still passing on the benefit of reduced energy costs to tenants.

Tenants are currently benefitting from preferential unit rates due to the Council having secured a fixed rate for fuel until March 2023. It is possible that Communal Heating Charges will increase from 2023/24 when the Council has renegotiated its energy tariff.

RECOMMENDATIONS

1	Cabinet to consider changes to the current heating charges at council properties with communal heating schemes as outlined in table 1, paragraph 1.07 of this report. All changes will take effect from 5 th September 2022.
---	---

REPORT DETAILS

1.00	EXPLAINING THE COMMUNAL HEATING RECHARGES
1.01	The Housing and Communities Portfolio currently operates eight communal heating schemes within Flintshire. The Council negotiates fuel costs in advance and tenants benefit from the Council's Industrial and Commercial Contract rate which is fixed until March 2023. The cost of fuel used within these schemes is paid for initially by the Authority through a heating reserve account and then collected from tenants in addition to their weekly rent.
1.02	Each year the new communal heating charges are calculated based on the previous year's energy use which enables us to project the costs and impacts (negative or positive) on the heating reserve account.
1.03	Any proposed changes to charges are intended to ensure that each communal heating scheme recovers the full energy cost charged in respect of each scheme.
1.04	The Council charges tenants for the energy consumed within each block. This is a basic flat rate charge irrespective of individual usage. The method of applying tenants heating charges is to apply uplifts or decreases to tenants each year, based on previous year's usage plus energy rate costs.
1.05	<p><u>2020/21</u></p> <p>In April 2020, the energy rates decreased by an average of 14% and in some properties, the energy usage fluctuated against the estimated usage used to calculate 2020/21 charges.</p> <p>The majority of tenants saw a reduction in their Communal Heating charges in 2020/21. However, at the properties which saw an increase in energy usage, this resulted in a small deficit on the heating reserve at the end of 2020/21 which was recovered through the 2021/22 charges.</p>
1.06	<p><u>2021/22</u></p> <p>In 2021/22 on average, the total energy usage reduced slightly across our Communal Heating schemes and there was a further reduction in costs of 14%. This resulted in a small surplus on the heating reserve in the majority of our properties, which will be factored into the 2022/23 recharge calculations.</p>
1.07	<p><u>2022/23</u></p> <p>The table below sets out recommended heating charges for 2022/23 based on actual usage in 2021/22. The assumption has been made that rates will be held at 2021/22 levels for 2022/23 and that usage remains at similar levels for the next 12 months.</p>

Revised charges will be introduced from 5th September 2022.

Table 1

Communal Area		Weekly Charge 2021/22	Increase/ (Decrease) 2022/23	Revised Weekly Charge 2022/23
Bolingbroke Heights, Flint	1 Bedroom	£ 3.95	-£ 0.20	£ 3.75
	2 Bedroom	£ 4.74	-£ 0.24	£ 4.50
Richard Heights	1 Bedroom	£ 3.95	-£ 0.20	£ 3.75
	2 Bedroom	£ 4.74	-£ 0.24	£ 4.50
Castle Heights, Flint	1 Bedroom	£ 3.55	£ 0.65	£ 4.20
	2 Bedroom	£ 4.26	£ 0.78	£ 5.04
Llwyn Beuno, Holywell	1 Bedroom	£ 6.50	£ 0.60	£ 7.10
	2 Bedroom	£ 7.80	£ 0.72	£ 8.52
Llwyn Aled, Holywell	1 Bedroom	£ 9.50	-£ 1.70	£ 7.80
	2 Bedroom	£ 11.40	-£ 2.04	£ 9.36
Acacia Close, Mold	1 Bedroom	£ 8.10	-£ 1.00	£ 7.10
	2 Bedroom	£ 9.72	-£ 1.20	£ 8.52
	3 Bedroom	£ 10.94	-£ 1.36	£ 9.59
Glan-y-Morfa Court1, Connahs Quay	1 Bedroom	£ 8.30	-£ 0.20	£ 8.10
	2 Bedroom	£ 9.96	-£ 0.24	£ 9.72
Glan-y-Morfa Court2, Connahs Quay	1 Bedroom	£ 6.95	-£ 1.30	£ 5.65
Chapel Court, Connahs Quay	1 Bedroom	£ 6.60	-£ 0.40	£ 6.20
	2 Bedroom	£ 7.68	-£ 0.24	£ 7.44

The above table shows that the majority of properties included in our Communal Heating scheme will have a reduction in their charges for 2022/23. The proposal to increase charges at Castle Heights and Llwyn Bueno is as a result of increased energy usage in 2021/22.

2.00 RESOURCE IMPLICATIONS

2.01 As identified above.

3.00 IMPACT ASSESSMENT AND RISK MANAGEMENT

3.01 Tenants cannot claim Housing Benefit for the cost of domestic heating.

3.02 Estimates have been based on energy usage during 2021/22. A severe winter could lead to higher costs which may lead to an increased charge during 2023/24.

3.03 Tenants are currently benefitting from preferential rates due to the Council having secured a fixed rate for fuel until March 2023. Due to the recent

	energy price increases, it is likely that when the fixed rate ends at the end of the financial year 2022/23, the unit charge for Gas will increase significantly which is likely to impact on future Communal Heating recharges to Tenants.
--	---

4.00	CONSULTATIONS REQUIRED / CARRIED OUT
-------------	---

4.01	No formal consultation required.
4.02	The report was presented to the Community, Housing and Assets Overview and Scrutiny Committee on the 6 th July 2022. Members supported the recommendations but noted concerns relating to the impacts of any future energy price increase particularly when the current fixed contract terms ends.

5.00	APPENDICES
-------------	-------------------

5.01	None.
------	-------

6.00	LIST OF ACCESSIBLE BACKGROUND DOCUMENTS
-------------	--

6.01	None.
------	-------

7.00	CONTACT OFFICER DETAILS
-------------	--------------------------------

7.01	Contact Officer: Rachael Corbelli, Strategic Finance Manager Telephone: 01352 703363 E-mail: rachael.corbelli@flintshire.gov.uk
------	--

8.00	GLOSSARY OF TERMS
-------------	--------------------------

8.01	Housing Revenue Account: records all revenue expenditure and income relating to the provision of council dwellings and related services. Tenant: a person who occupies land or property rented from a landlord (in this instance Flintshire County Council). Heating Reserve Account: the account which records all expenditure on communal heating and all income from tenants.
------	---

Eitem ar gyfer y Rhaglen 16



CABINET

Date of Meeting	Tuesday, 12 th July 2022
Report Subject	Adoption of Discretionary Cost of Living Support Scheme and Policy Framework
Cabinet Member	Cabinet Member for Governance and Corporate Services including Health and Safety and Human Resources
Report Author	Chief Officer (Governance)
Type of Report	Operational

EXECUTIVE SUMMARY

Welsh Government recently announced a 'Cost of Living Support Scheme' (COLSS) which provides grants to households to help with the rising cost of energy bills. The package of measures includes £6.99m within the main scheme to provide £150 grants to circa. 46,670 qualifying households in Council Tax Bands A to D along with those households in Council Tax Bands A to I that receive Council Tax Reduction.

In addition to the £6.99m, £1.15m is available to the Council to provide discretionary assistance and to support other households it considers to also be in most need of financial support or who might also be excluded from help within the main scheme.

This report sets out the proposed discretionary scheme criteria to provide some support to households who are currently not eligible for a grant within the main scheme as well as providing targeted 'top-up' grants of £125 to households whose children are in receipt of Free School Meals.

A small part of the Discretionary Funding is also earmarked to supporting wider anti-poverty measures and to help the Council meet one of its key well-being objectives (*Protecting people from poverty by supporting them to meet their basic needs*) by supporting the ongoing development of the "Well Fed" food hub to allow all residents to access fresh meals at affordable prices.

RECOMMENDATIONS

1	That Cabinet approve the Discretionary Policy Framework and funding distribution as set out in the report.
---	--

REPORT DETAILS

1.00	EXPLAINING THE COST OF LIVING SUPPORT DISCRETIONARY SCHEME
1.01	<p>Welsh Government recently announced a package of measures to help residents with the rising energy and living costs. The package includes £6.99m to provide a cost-of-living payment to eligible households in Flintshire falling within the remit of the main scheme funding of £6.99m and £1.15m to provide discretionary assistance and to support other households it considers to also be in most need of financial support and who might also be excluded from help within the main scheme.</p>
1.02	<p>The purpose of this report is to now consider the adoption of the Discretionary element of the scheme. The report sets out the proposed discretionary scheme criteria to provide support to certain households who are currently not eligible for the £150 grant within the main scheme as well as providing targeted ‘top-up’ grants to households whose children are in receipt of Free School Meals.</p> <p>A small part of the Discretionary Funding is also recommended to support wider anti-poverty measures and to help the Council meet one of its key well-being objectives (<i>Protecting people from poverty by supporting them to meet their basic needs</i>) by supporting the ongoing development of the “Well Fed” food hub to allow all residents to access fresh meals at affordable prices.</p>
1.03	<p>For the main scheme, households occupying properties in Council Tax Bands A to D, along with those households who receive Council Tax Reduction (CTRS) in Council Tax Bands A to I, are eligible to a £150 payment if they meet the following criteria :</p> <ul style="list-style-type: none">• Liable for, and living in that property as their sole and main residence on 15th February 2022• Responsible for paying the associated utility bills for that property on 15th February
1.04	<p>Extensive work has already been undertaken to implement the main scheme and 42,023 individual payments of £150 have already been made to eligible households. This equates to a total funding distribution of £6.3m and a take-up rate of 90% for eligible households. The main scheme remains open for applications up to 30th September 2022 and where we do not hold the bank account details to carry out an automated payment, we continue to promote applications and encourage eligible residents to apply.</p>

1.05	<p>With the focus on now adopting a local Discretionary Scheme, local authorities also have complete autonomy to target the £1.15m funds to best support residents considered to be in need of assistance with their living costs. This support may take the form of a payment to a household not already covered in the main scheme, a top-up payment to existing households or it may also cover the cost of essential services to households, especially those linked to anti-poverty initiatives.</p>
1.06	<p>To support the development of a local Discretionary scheme, Welsh Government have also provided a short guidance document to provide local authorities with relevant information and policy ideas to enable them to design and deliver a Discretionary scheme.</p>
1.07	<p>The Discretionary scheme criteria that is set out in this report incorporates many of the suggested inclusions for the scheme, principally around making £150 awards to households in Bands A to D who are liable, but exempt, from Council Tax. These include:</p> <ul style="list-style-type: none"> • Care Leavers (referred to as Class X exemptions) – 27 eligible households • Severe Mental Impairments (referred to as Class U) – 223 eligible households • All student households (referred to as Class N) – 175 eligible households
1.08	<p>To ensure the discretionary funds are also fairly distributed to those who are generally considered to be in most need of help, other categories that are recommended for a £125 support payment within the criteria of the Flintshire Discretionary scheme are:</p> <ul style="list-style-type: none"> • Properties in the higher bands (E to I) which are occupied by single occupants - 4,077 households • Properties in the higher bands (E to I) where a banding reduction is awarded because the property has been adapted to meet the needs of a disabled resident – 142 eligible households <p>Targeting support to households in Bands E to I where the household consists of only one resident is designed to support those who rely on one household income and who typically may be elderly and living alone.</p> <p>The Council Tax system also provides for a statutory banding reduction for householders in cases where an eligible person who is disabled resides in a property which is their sole and main residence and in which there are adaptations to meet the needs of the qualifying resident. Providing support to these households who pay Council Tax in Bands E to I is designed to support households who often have complex medical needs and who have adapted their homes. Such households can typically have high energy bills too in order to meet the needs of the disabled resident.</p>
1.09	<p>As part of the Councils commitment to protecting vulnerable families from poverty by supporting them to meet their basic needs, there is also opportunity and flexibility within the Discretionary Scheme to provide a 'top-up' payment to households who may have already qualified for the</p>

	<p>basic £150 payment but whose children are in receipt of Free School Meals.</p> <p>To target additional support to the well-being objective set by the Council of reducing and ending child poverty, we know that some children and families struggle with household budgets and to access adequate food, clothing, shelter and education to lead a healthy and active life.</p> <p>There is strong evidence that living in poverty has a major impact of levels of educational achievement and life outcomes, especially at time of a cost-of-living crisis. Although many families may be struggling with the rising costs of living, many of the most vulnerable families, particularly those who rely on free school meals, are considered to be less able to absorb the rising fuel and food costs.</p> <p>FSM's are also recognised as the most widely-used indicator of families with children who live in relative poverty in Wales.</p> <p>The proposed policy framework will therefore also provide a single and further payment of £125 to householders whose children are registered for, and in receipt of, FSM's as at 15th February 2022 (being the qualifying date for COLS).</p> <p>The £125 payment will therefore be determined as a 'top-up' payment for those households who have already benefited from a £150 payment in the main scheme. Households whose children are in receipt of FSM's but who not eligible for a £150 payment within the main scheme, as a result of not being liable to pay Council Tax, will be entitled to a maximum payment of £125.</p> <p>3,115 households in Flintshire who have children registered for FSM's will be eligible for the proposed £125 payment/'top-up' payment.</p>
1.10	<p>A small part of the Discretionary Funding, equating to £150k, is also recommended for allocation to supporting the Councils key objectives of tackling wider anti-poverty and to help the Council meet one of its key well-being commitments of tackling food poverty (as defined by the Council Plan 2021-23). Funding of £150k is earmarked to supporting the ongoing development of the "Well Fed" food hub to allow all residents to access fresh meals at affordable prices. "Well Fed" is a partnership between Flintshire County Council, Clwyd Alyn Housing Association and Can Cook.</p> <p>The additional funding will specifically enable the social partnership to grow a regional Meals on Wheels service, able to reach all parts of Flintshire, especially the rural communities. This ring fenced funding of £150k from the COLS scheme will establish delivery of nutritional meals through local community hub partnerships and will ensure the Council continues its support for this vital partnership, especially at a time when food poverty is becoming an increasing issue for many households.</p>

2.00	RESOURCE IMPLICATIONS														
2.01	<p>The Council has received a total of £8.14m to support ‘Cost of Living’ payments. Of this, £1.15m is earmarked to fund a Discretionary Cost of Living Support Scheme. The policy framework as part of this report is designed to utilise the funding available within this scheme and to ensure that more households qualify for a grant payment of either £150 or £125. The policy also ensures that a further 7,759 households qualify for either a £150 or £125 grant/‘top-up’ grant.</p> <p>In summary, the £1.15m Discretionary Fund will be distributed as follows:</p> <p>Bands A to D</p> <table data-bbox="320 640 1358 748"> <tr> <td>Care Leavers – 27 eligible households x £150 grants</td> <td>= £4,050</td> </tr> <tr> <td>Severe Mental Impairments – 223 eligible households x £150</td> <td>= £33,450</td> </tr> <tr> <td>All student households– 175 eligible households x £150</td> <td>= £26,250</td> </tr> </table> <p>Bands E to I</p> <table data-bbox="320 860 1382 931"> <tr> <td>Single Households – 4,077 eligible households x £125</td> <td>= £509,625</td> </tr> <tr> <td>Disabled Banding Households – 142 households x £125</td> <td>= £17,750</td> </tr> </table> <p>Other distributions</p> <table data-bbox="320 1043 1382 1115"> <tr> <td>FSM Households – 3,115 eligible households x £125</td> <td>= £389,375</td> </tr> <tr> <td>‘Well Fed’ Initiative</td> <td>= £150,000</td> </tr> </table> <p>Total Funding Distribution = £1,130,500</p> <p>A small contingency reserve £19k will be retained for any households that become eligible for a grant as a result of retrospective exemption awards or banding changes.</p>	Care Leavers – 27 eligible households x £150 grants	= £4,050	Severe Mental Impairments – 223 eligible households x £150	= £33,450	All student households– 175 eligible households x £150	= £26,250	Single Households – 4,077 eligible households x £125	= £509,625	Disabled Banding Households – 142 households x £125	= £17,750	FSM Households – 3,115 eligible households x £125	= £389,375	‘Well Fed’ Initiative	= £150,000
Care Leavers – 27 eligible households x £150 grants	= £4,050														
Severe Mental Impairments – 223 eligible households x £150	= £33,450														
All student households– 175 eligible households x £150	= £26,250														
Single Households – 4,077 eligible households x £125	= £509,625														
Disabled Banding Households – 142 households x £125	= £17,750														
FSM Households – 3,115 eligible households x £125	= £389,375														
‘Well Fed’ Initiative	= £150,000														

3.00	IMPACT ASSESSMENT AND RISK MANAGEMENT
3.01	<p>The Council has a statutory responsibility to administer the Cost of Living Support Scheme (the main scheme) and the Discretionary Cost of Living Scheme in line with Welsh Government grant conditions.</p> <p>In developing the Discretionary side of the scheme, local authorities have complete autonomy to target funds to households it considers to be in need of assistance with their living costs. The discretionary nature of this scheme permits local authorities to also consider targeting funds that are aligned to Council priorities and which help the Council to support local communities.</p> <p>The adoption of the Discretionary scheme will ensure the Council formally approves a policy framework and that the £1.15m allocation is distributed as fairly as possible.</p>

4.00	CONSULTATIONS REQUIRED/CARRIED OUT
4.01	None.

5.00	APPENDICES
5.01	None.

6.00	LIST OF ACCESSIBLE BACKGROUND DOCUMENTS
6.01	<ul style="list-style-type: none"> • Cost of Living Support Scheme, including the Discretionary Cost of Living Support – Welsh Government Grant Award – 25th March 2022 • Cost of Living Support Scheme – A guide for Welsh Authorities • Council Plan for 2021-2023 https://www.flintshire.gov.uk/en/PDFFiles/Council-Democracy/Council-Plan-2021-23-Final.pdf

7.00	CONTACT OFFICER DETAILS
7.01	<p>Contact Officer: David Barnes, Revenues Manager Telephone: 01352 703652 E-mail: david.barnes@flintshire.gov.uk</p>

8.00	GLOSSARY OF TERMS
8.01	<p>Council Tax Bands are set by the government's independent Valuation Office Agency (VOA), not by the Council. The bands are based on what a domestic property might have been sold for on 1st April 2003, not on today's prices. The VOA takes account of the size, age, character and locality of property and sales data from around the valuation date to arrive at the correct valuation bands.</p> <p>Free School Meals (FSM's) are available to children during term time in schools whose families are on low incomes or who receive support with their income from the government.</p> <p>Cost of Living Support Scheme (COLSS) is a Welsh Government package of measures to help people with the cost of living crisis. The package across Wales includes £152m to provide a £150 payment to eligible households and £25m to provide discretionary support for other purposes related to living costs.</p> <p>The Schemes are intended to provide immediate support as Wales recovers from the pandemic and households deal with the impact of increasing energy and other costs.</p>

Eitem ar gyfer y Rhaglen 17



CABINET

Date of Meeting	Tuesday, 12 th July 2022
Report Subject	North Wales Regional Economic Framework
Cabinet Member	Cabinet Member for Climate Change and Economy
Report Author	Chief Officer (Planning, Environment & Economy)
Type of Report	Operational

EXECUTIVE SUMMARY

The purpose of this report is to present to Cabinet the final draft Regional Economic Framework (REF) for North Wales and to seek Cabinet's endorsement of its content.

The REF for North Wales promotes collaborative economic development across the region through an agreed and shared set of priorities for delivery amongst regional partners.

The Memorandum of Understanding (Memorandum of Understanding Working Together to deliver a stronger North Wales Economy) sets out how the Welsh Government, the North Wales Economic Ambition Board (NWEAB) and other partners would work in partnership to develop and deliver against a single common North Wales Regional Economic Framework.

In addition to the co-production that took place through the various NWEAB groups, two cross-sector stakeholder events took place. The first in May 2022 provided background and discussion on strengths and opportunities for the region. The second was a series of eight workshops which sought views on priorities for the region.

RECOMMENDATIONS

1	To recommend the draft 'Regional Economic Framework for North Wales' for endorsement by the Council.
---	--

REPORT DETAILS

1.00	EXPLAINING THE NORTH WALES REGIONAL ECONOMIC FRAMEWORK
1.01	The Welsh Government's Economic Action Plan (EAP) established the basis for regional working, including a commitment to deliver a stronger regional voice through a regionally-focused model of economic development. This includes the establishment of regional teams and the development of Regional Economic Frameworks (REFs).
1.02	The development of REFs is an essential part of Welsh Government's commitment to a more regionally focussed model of economic development, supporting inclusive and sustainable economic growth; maximising opportunities to address regional and local inequalities and contributing to the Well-being Goals for Wales.
1.03	In developing the REFs, consideration must be given to the immediate recovery required in the wake of the coronavirus pandemic and the longer-term aspirations for the regions.
1.04	REFs are intended as a vehicle to help promote collaborative regional planning and delivery amongst public, private and third sector partners. Delivery will be focussed around a single shared vision for each region and supported by a suite of shared regional priorities and principles.
1.05	The development of REFs will be key in informing and influencing the delivery of Welsh Government funding priorities.
1.06	To create the first draft REF for North Wales, officials from Welsh Government's North Wales regional office and North Wales Economic Ambition Board have undertaken a period of targeted engagement with a range of key regional stakeholders to co-design this placed-based approach to economic development.
1.07	The first draft of the REF builds on pre-existing work and sets out the shared priorities for the region. These priorities align with Welsh Government's aspirations for a well-being economy which drives prosperity, is environmentally sound, and helps everyone realise their potential.
1.08	The well-being economy priorities are presented in the REF under three themes: <ul style="list-style-type: none">• The Social and Community Well-being Economy• Experience Economy• Low Carbon and Low Emissions Economy
1.09	The priorities are flexible, allowing the region to adapt and respond to the challenges and opportunities it is likely to face over the next 20 years.
1.10	The draft REF for North Wales was presented to the North Wales Economic Ambition Board Joint Committee on 10 December 2021. The Joint Committee decided to recommend the document for endorsement by each of the six North Wales local authorities.

1.11	Vaughn Gething MS, Minister for Economy released a written statement on 22 December 2021, publishing the four Draft Regional Economic Frameworks in Wales. In the statement he stated that further and final consideration of the document by the individual local authorities and other partners in the North Wales region, should continue into January 2022. He stated “We remain committed to working in partnership with partners and stakeholders to deliver against the vision and priorities set out in each of these documents: the opportunities and challenges require our combined efforts if we are to deliver effectively against our collective ambitions.”
1.12	<u>Next Steps</u> The immediate next steps will be to establish, via the Economy Recovery Group (and other key partners), a delivery programme. This will include considering how we prioritise the delivery packages, and who is best to lead on those, recognising and respecting existing regional governance and delivery architecture. Some of this work is already taking place and we will therefore need to have a better grasp of all the ongoing work, the funding packages under each priority area before creating new areas of work.

2.00	RESOURCE IMPLICATIONS
2.01	There are no financial implications directly associated with this report nor are there any legal implications arising directly from approving the decision sought in this report.

3.00	IMPACT ASSESSMENT AND RISK MANAGEMENT
3.01	Undertaken by Welsh Government and North Wales Economic Ambition Board as lead bodies for the REF’s production.

4.00	CONSULTATIONS REQUIRED/CARRIED OUT
4.01	Consultations undertaken by Welsh Government to support the REF’s production. Further consultation will be required in the production of the REF Delivery Programme.

5.00	APPENDICES
5.01	Appendix 1 - North Wales Regional Economic Framework.

6.00	LIST OF ACCESSIBLE BACKGROUND DOCUMENTS
6.01	None.

7.00	CONTACT OFFICER DETAILS
7.01	Contact Officer: Andrew Farrow, Chief Officer, Planning, Environment and Economy Telephone: 01352 703201 E-mail: Andrew.farrow@flintshre.gov.uk



Uchelgais
Gogledd Cymru
Ambition
North Wales



Llywodraeth Cymru
Welsh Government

North Wales Regional Economic Framework



*The walls here, in this tract of land,
Are something more than walls;
In the fabric of this building are,
Of our long history, ancient, ancient yearnings.*

*Here, between salt marshes and mountains
The Welsh have, for ages long past -
Their princes and their bondsmen -
Hewn hope from rocky places
And felt a surge, like the surge of the sea,
Thrusting together, as great stones and fragments,
A building which now has become
For us an emblem of a Nation.*

Gwyn Thomas was invited as the National Poet for Wales to create a poem for the opening of the Welsh Government office at Llandudno Junction. If we read 'building' to mean 'region', the poem reflects the ambition of the region over the centuries. The Welsh version is published by Barddas, Profiadau Inter Glactig.



Digital ISBN: 978-1-80391-500-5
WG43991
© Crown copyright 2021

Contents

Ministerial Foreword

Chair of the North Wales Economic Ambition Board Foreword

North Wales Regional Economic Framework – Mission

The Wellbeing Economy

Regional Economic Framework – Priorities

1. The Social and Community Wellbeing Economy
2. The Experience Economy
3. The Low Carbon and Low Emissions Economy

Next Steps

Ministerial Foreword



Firstly, I would like to thank the partners across North Wales for working tirelessly for the benefit of the region, particularly in the face of recent challenges.

The Regional Economic Framework should tackle the challenges we face and improve the lives of people across North Wales. It should allow us to put collaboration ahead of competition, showing how we will act to maximise fairness for all and eliminate inequality at every level of society. It sets out our shared top priorities to address the damage to our economy caused by decades of austerity, Brexit and the impact of coronavirus. Therefore, providing decent jobs, relevant skills and new training opportunities. Together, we will embed our response to the climate and nature emergency in everything we do and deliver

a green transformation which starts in our local communities. We will achieve this by strengthening the resilience of our natural and built environments to the impact of a changing climate and by enabling an economic transformation that will eliminate our reliance on fossil fuels, creating the industries and the jobs of the future. This will mean having to face very difficult discussions and decisions in the region.

We are working in partnership with the North Wales Economic Ambition Board and other partners to build an economy based on sustainable jobs and fair work. I commend the Board's foresight of having key partners from both economic development and education around the table, thus ensuring that both of these areas are embedded in every decision. In partnership, we will



...Together, we will embed our response to the climate and nature emergency in everything we do and deliver a green transformation which starts in our local communities.

support Welsh businesses to create new jobs, innovatively tackle our challenges and create opportunities, find new export markets and invest in the sustainable green industries of tomorrow. Combined, these will support our goal of a zero-carbon Wales.

The Framework, co-produced with our regional partners, has a key role in ensuring activities at all levels align to focus our resources where they can have greatest impact. Communities are central to this. We are committed to delivering a stronger regional voice and an approach that builds upon North Wales' existing collaboration in relation to economic and community development.

Across the public sector, we need to understand our individual and collective roles to support the region, including working with the communities we serve by working with the third sector and private sector to deliver a just economy.

Corporate Joint Committees (CJCs) provide further opportunity for Local Authorities to work together and with the Welsh Government across a number of policy areas including economic wellbeing.



Vaughan Gething MS
Minister for Economy

Chair of the North Wales Economic Ambition Board – Foreword



As Chair of the North Wales Economic Ambition Board, I am delighted to see this first iteration of the Framework published. I am immensely proud of this region – it has so much to offer its residents and the world. From its fantastic environment to its unique communities. We need to ensure this framework allows us now to support an economy that is suitable to North Wales, building on all our strengths.

This is the first REF for North Wales and builds on the strong collaborative tradition that we have developed in the region over decades, including working with cross-border colleagues in Ireland, Mid Wales and North West England.

The framework is the result of gathering information and extensive engagement to

co-design with key partners in the region and beyond. It is about putting what we already know onto paper to then allow us to understand how best to collaborate in the future. I am under no illusion; the hard work will be starting now to create the action plan to deliver on the priorities.

North Wales' economy is facing significant challenges. With diminishing resources, it is right that the REF begins the task of determining where to focus; the roles and responsibilities will then follow to set our regional economic direction.

This first version of the REF is intentionally broad and high level, with much of the detailed and technical rationale found in other key documents such as the Economic Vision for North Wales, local development

plans and Working Together to Reach Net Zero: All Wales Plan. The REF is the first stepping stone in a process to ensure we create an efficient and effective means of working together across the region to realise our potential for the benefit of our communities. Future work will lead us to a point where we all know our role in the region, how we support each other within these roles and provide us with the ability to strategically secure funding for the benefit of our communities.

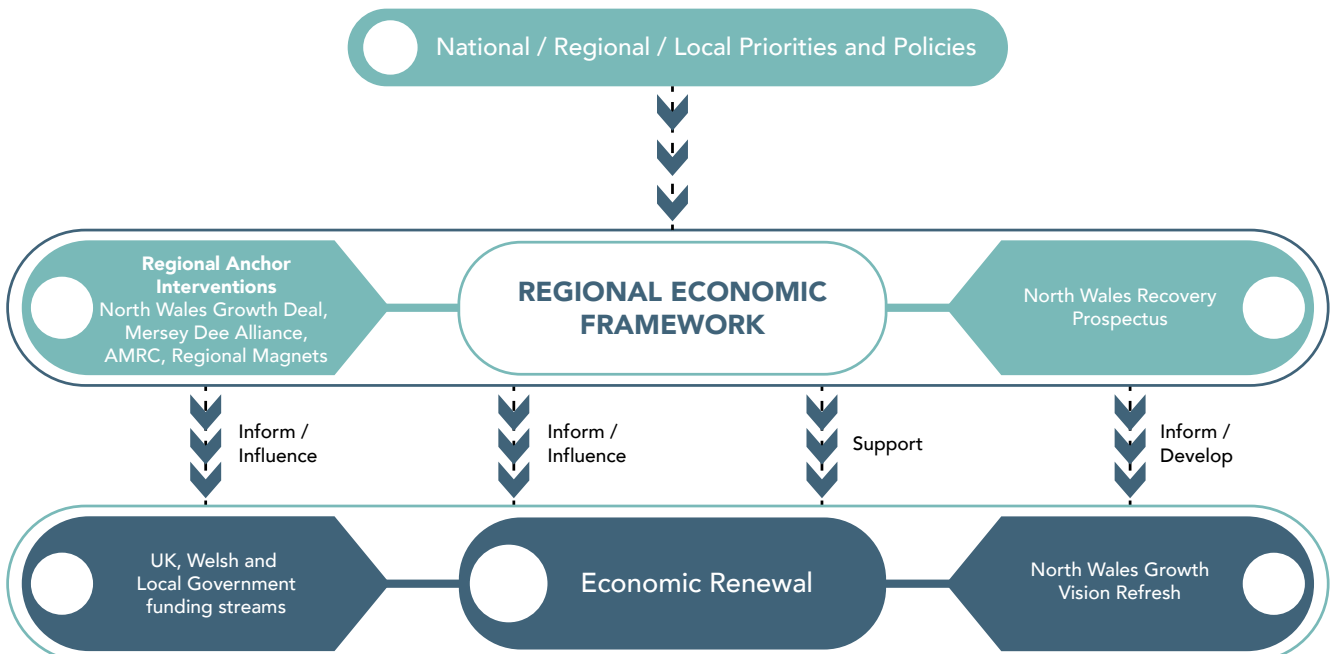


Cllr Dyfrig Siencyn,
Chair,
North Wales Economic Ambition Board

This REF reflects and builds upon the existing work at a regional level and through a place-based and inclusive approach, echoes the discreet challenges and opportunities of people living and working in North Wales.

I recognise that no individual partner has all the answers. This first iteration of a REF will allow us to move on to the next stage of collaboration, which will involve the production of a delivery plan.

In creating this REF, we build upon the shared values that are based on the Wellbeing and Future Generations Act (these are shared in supplementary documents).



North Wales Regional Economic Framework – Mission

Our mission through this REF is to start creating innovative opportunities to ensure we protect and enhance our natural environment whilst also allowing communities to thrive. Building on our strengths and taking advantage of opportunities where they add value, beyond monetary value alone, to the region.

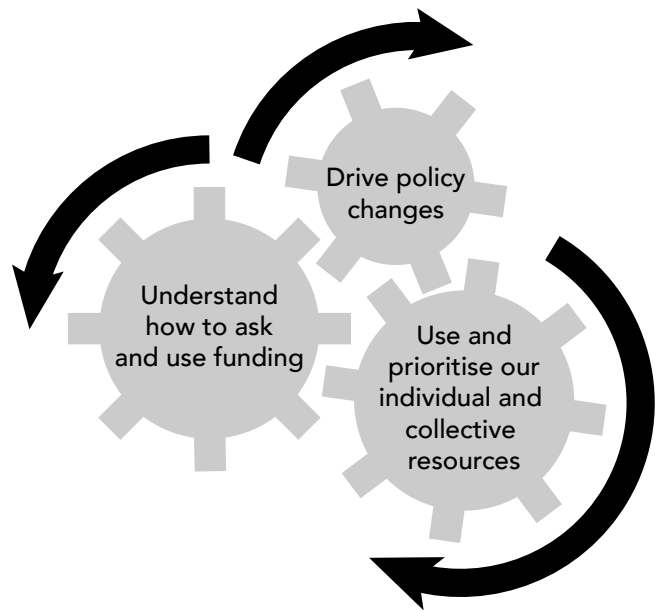
North Wales is a region with a wealth of attributes. People have realised the importance of North Wales since the early beginnings of civilisation. It has been home to Welsh Princes and many bloody battles, which has created a powerful sense of belonging, cultural heritage and appreciation of the landscape. This has led to a wealth of literature and diverse economy which has evolved over the centuries.

The REF is not a rigid or traditional document, it provides a framework to capture how the public, private and third sectors are planning to deliver on its priorities.

The success of the framework will be measured by the individual actions which follow on from its publication. In doing so, we must ensure we take clear action to address the challenges faced and current and future opportunities for the regional economy as a result of the pandemic, EU exit and of course the transition to net zero carbon.

The REF, through its priorities, sets out a path to boost productivity and accelerate sustainable economic and inclusive prosperity by working in partnership with the ecosystem of support to deliver collective impact.

Key role of the REF


















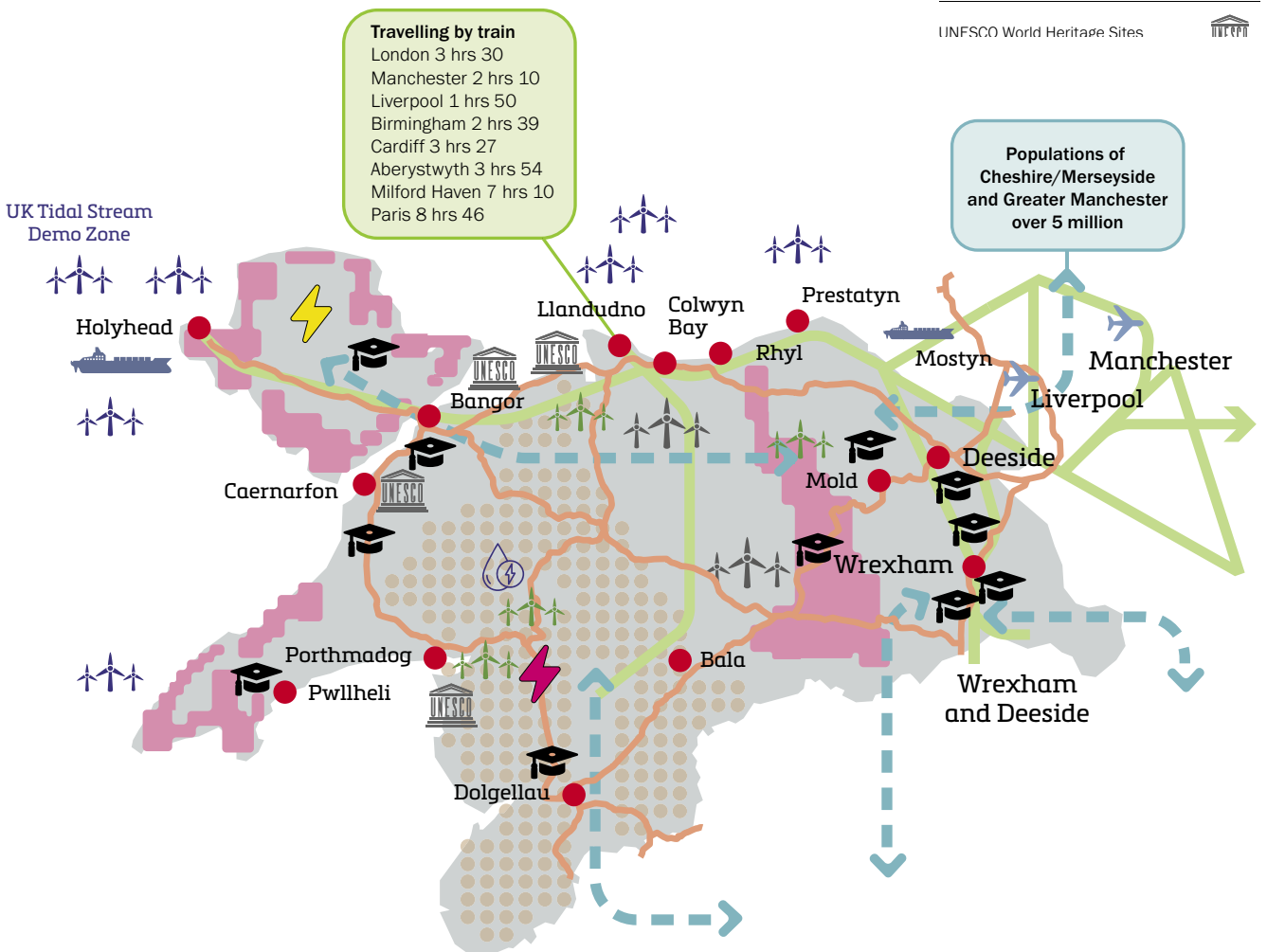
The priorities are flexible and will be reviewed on an ongoing basis, allowing us to better adapt and respond to the dynamic challenges and opportunities of the Region. The priorities are framed in the context of a whole systems approach to facilitate decarbonisation of the economy, adapting and mitigating to climate change and improve the resilience of ecological networks (not in any order):

1. Skills & Workforce
2. Investment in magnets, hubs, supply chains, research and development, innovation and Entrepreneurship
3. Balanced support for indigenous and inward investors
4. Language, culture, place & heritage
5. Foundational Economy and a vibrant Micro / SME base.
6. Empowering communities for the benefit of our future generations

7. Connectivity (transport and digital)
8. Leverage benefits of public sector
9. Low carbon energy
10. Food and Drink Industry

Based on stakeholder engagement and initial research (as found in the supporting documents), this document sets out to present priorities which have evolved from the barriers to economic activity and the strengths that already exist. Under the leadership of the North Wales Economic Ambition Board, the Growth Deal has provided a strong basis for the development of the REF.

Ports	
Airports	
Railway	
Roads	
National Connectivity	
Areas of Outstanding Natural Beauty	
National Parks	
Anglesey Energy Island, including Wylfa Newydd	
Trawsfynydd	
Hydro	
Offshore Wind Energy	
Pre-assessed Areas for Wind Energy	
Onshore Wind Energy	
Universities, Higher Education, Further Education	
UNESCO World Heritage Sites	



Population



Just over **700,000** people

Population Change



6.4% increase from 2000-2020
largest Conwy – **8.8%**
lowest Anglesey – **3.7%**

Population



2.5% pop density growth 2010-2020

Population



Population growth rate was **lower** between 2000 and 2020 than between 2000 and 2010

Population



Over **100,000** residents in 4 out of the 6 Authorities. Flintshire, Wrexham, Gwynedd and Conwy

Welsh Language



204,406 Welsh speakers

Welsh Language



41% of people speak Welsh.
2.8% increase since 2010

Economy



2021 – average weekly earnings was **£564.00** – highest of the 4 economic regions in Wales, and above the UK average

Employment



315,200 jobs in the region in the year ending June 2021. A decrease of **11,300** on the previous year.

Employment



5,135 new registered businesses across North Wales since 2018 (figure calculated by summing the published rounded figures for 2019 and 2020)

Employment



In 2019, **65,360** active businesses in North Wales: micro (0-9 employees) – **61,745**, small (10-49 employees) – **2,365**, medium (50 – 249 employees) **560**, large (250+ employees) – **690**

Economy



In 2019, North Wales GVA was **23%** of Wales' total GVA

Economy



North Wales' GVA value was **£15.4 billion** in 2019

Connectivity



18.5km average distance people travel to work

Connectivity



Digital connectivity **92%** of homes and small businesses having access to at least 30Mb/s



Home to Snowdonia National Park
3 Areas of Outstanding Natural



15 mountains above **3000ft.**, including the highest mountain in England and Wales



1210 scheduled monuments of national importance



5 Heritage Coast designations – The Great Orme, North Anglesey Coast, Holyhead Mountain, Aberffraw Bay and Llyn Coast



3 UNESCO sites (World Heritage Sites) Castles and Town Walls of King Edward in Gwynedd, Pontcysyllte Aqueduct and Canal and Slate Landscapes of Northwest Wales



There are **24** registered landscapes of outstanding or special historic significance



10911 listed buildings in North Wales of which **184** are Grade I – the highest category and **759** are Grade II*. There are also **177** conservation areas.



134 registered Historic Parks and Gardens in the region



Llyn Tegid – Wales's largest natural lake

The Wellbeing Economy

The REF is based on the principles of a Wellbeing economy. The Wellbeing Economy means taking a different approach to developing the economy for North Wales. It is not simply about economic growth at any cost and requires us to change our focus from growth alone, to sustainable growth, which protects and supports our communities.

This is about recognising the root causes of the challenges we have in North Wales, rather than patching them. It is about creating equality, allowing communities to have the confidence and ability to be sustainable. Allowing the economy to thrive and prosper.

Fundamentally, we need to understand what success will look like for North Wales; whilst important, it is not simply about GDP/ GVA. The role of this first REF is to gradually influence the shift in our thinking from growth alone towards a wider set of metrics, set against the wider priorities such as the climate and nature emergencies.

The REF, following stakeholder discussions, has been structured around three core themes:



















Clearly, these create artificial boundaries, and the complexity of the relationships are not to be ignored. These have been created to allow for a readable document. The diagram at the beginning of each theme illustrates the interdependent aspects related to that area.

Regional Economic Framework – Priorities

1. The Social and Community Wellbeing Economy



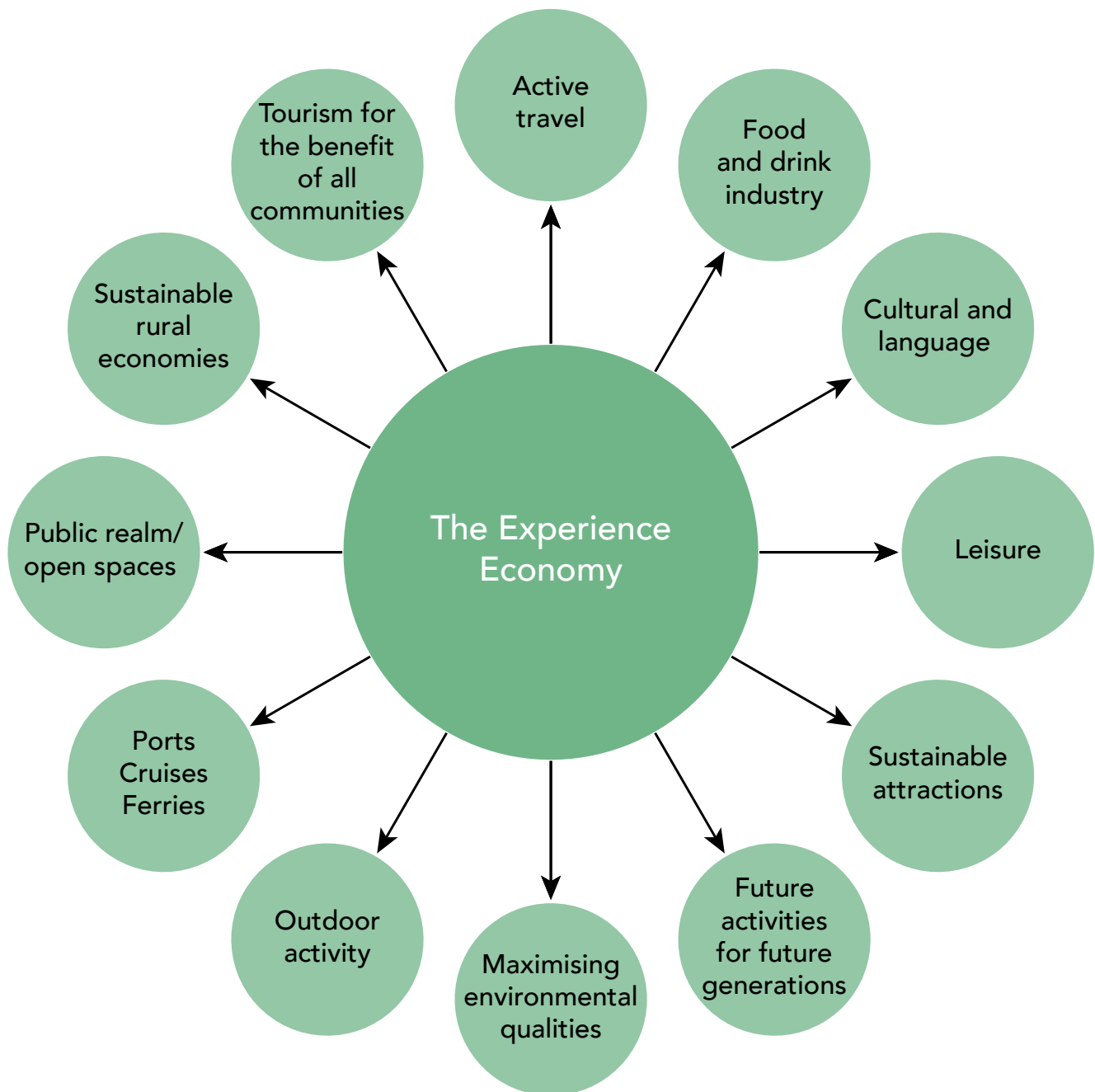
<p>Welsh Language</p>  <p>Gwynedd highest proportion of Welsh speakers both in North Wales and Wales</p> <p>76.9%</p>	<p>Population</p>  <p>2000-2020 the proportion of population aged 65 and over increased from 18.3% to 23.4%</p>	<p>Population</p>  <p>75% of people aged 16 and over reporting good or very good general health 2017-2018 and 2018-2019</p>
<p>Population</p>  <p>2000-2020 regional population growth rate of 6.5%</p>	<p>Population</p>  <p>2000-2020 Proportion of the population aged 15 and under fell from 19.8% to 17.6%</p>	<p>Welsh Language</p>  <p>Number of Welsh speakers up approximately 2.4% (year ending December 2020) since 2010</p>
<p>Economy</p>  <p>Welsh Government funded public sector bodies alone spend £6.3 billion per annum on external goods and services (all Wales)(Manufacturing Future for Wales Framework, February 2021)</p>	<p>Higher Education</p>  <p>2019-20 17,290 enrolments on Higher Education (HE) courses to providers based in North Wales, representing 13% of student enrolments across Wales</p>	<p>Labour market</p>  <p>20.7% economic inactivity (excluding students) rate (year ending June 2021). North Wales saw the largest increase of economic inactivity (excluding students) across Wales compared with the previous year.</p>
<p>Connectivity</p>  <p>2017-18 1.4 million travel by train, an increase of 20,525 on 2007-08</p>	<p>Employment</p>  <p>According to Betsi Cadwaladr University Health Board, it employs over 17,000 staff</p>	<p>Higher Education</p>  <p>2019-2020 – Bangor University saw the highest number (58%) of HE enrolments to providers based in the region</p>
<p>Deprivation</p>  <p>Of the 191 most deprived LSOAs across all of Wales in 2019 – i.e. the 10% most deprived, 23 of them are within North Wales. Areas of Rhyl and Wrexham feature in the list of top ten most deprived areas.</p>	<p>Connectivity</p>  <p>2011 Census data shows that on average, working residents in NW had longest commute anywhere in Wales apart from Wrexham, this has increased in each local authority in the region since 2001</p>	<p>Connectivity</p>  <p>75.7% of workers aged 16-74 living in North Wales travelled to work by car, van, motorcycle, scooter or moped</p>
<p>Town Centres</p>  <p>2 cities in north Wales – Bangor (18,000) and St Asaph (3,500)</p>		


















Priorities:

- 1.1 To work collectively as a region, recognising that how we deliver is as important as what we deliver. By embracing collaborative ways of working, we can maintain and increase our impact despite reduced resources and a capacity across all sectors. Building on the Growth Deal portfolio approach, ensuring cross-border involvement, our collaborative thinking will require immediate action on:
- **Funding** – Understanding how collectively the individual elements of funding can be used more efficiently to create a co-ordinated approach to ensure the required infrastructure, and long term inward investments for the region which will support and provide opportunities for the indigenous supply chain.
 - **Evidence** – Identifying a collaborative approach to collate evidence and eliminating gaps across the region to provide baseline evidence for future opportunities and means of measuring a successful and thriving economy in North Wales.
 - **Skills** – Developing our understanding of the skills required, ensuring the right skills for a future workforce providing opportunities for all, which provides a living wage.
 - **Procurement** – Creating a sustainable procurement process, by ensuring public sector procurement is used to encourage the wider decarbonisation of supply chains. Working with our anchor institutions to establish a strong link with communities in the way companies operate (Social License to Operate). Ensuring that public sector procurement drives development of deep and resilient local supply chains and positive social and environmental outcomes.
 - **Supply Chain** – Ensuring a co-ordinated approach to ensure we maximise opportunities for indigenous companies.
 - **Climate Change** – Holding difficult conversations to deal with the effects of climate change and to ensure we meet our net zero targets whilst also providing for a thriving economy and communities.
 - **Safeguarding Communities** – Supporting the acceleration in home building by councils, housing associations and private developers whilst ensuring these are delivered for the benefits of local communities using local skills and materials wherever possible.
 - **Social Care** – Supporting the resilience of the Social Care economy and workforce recognising that the region has a high population of residents over 75years old in our communities.
 - **Digital connectivity** – Ensure that all areas of the region have the digital connectivity required to work in a virtual world to allow for equality to access jobs.
 - **Research, Innovation and Entrepreneurship** – Supporting our public services and private business with a real focus on local indigenous SMEs.
 - **Transport connectivity** – Protecting and enhancing services to Ireland and cross-border to England and into mid Wales, ensuring access to public and active transport modes. Allowing communities to travel with ease in the most carbon efficient means, whilst also strengthening our connection with the rest of Europe and the world, including a focus on the Holyhead master plan.
- 1.2 To maximise the impact of health service expenditure within the region.

-
- 1.3 To secure additional projects associated with new advanced technologies, such as, medical radioisotope, recognising the potential for growth in health research in the area through the North Wales Medical school.
- 1.4 To confidently promote and champion north Wales as a region with a wide range of economic opportunities, including the Growth Deal investments. Enticing our young people to stay and provide an ambitious and attractive place to live, for skilled and well-paid employment and to encourage investment.
- 1.5 To support a strong recovery, working with existing provision, enhance, supplement, and provide targeted and integrated offer to those who want to start or grow a business in north Wales. The region has a high percentage of SMEs, including business owners and the self-employed who face particular challenges and have had less access to Government support. Learn from work in collaboration and build on programmes such as Arfor and Business Wales.
- 1.6 We will need strong partnerships between communities, businesses and councils to enable town centres and villages to capitalise on redefining the role of the local high street. Supporting and allowing smaller businesses to be more competitive, becoming focal centres for remote working and amenities by establishing community hubs which can deliver valuable and create innovative services.
- 1.7 Working with our future generations to understand what they need from our town centres, to ensure we create opportunities for the youth, catering for their needs which will influence them to stay in the region whilst pursuing and progressing their careers.
- 1.8 To ensure the development of a range of bilingual further and higher education courses. Allowing students to develop careers rooted in the region. Utilising the strong collaborative skills capability in the region, building on the opportunities which will come from developments such as the North Wales Medical School, M-SParc and AMRC Cymru.
- 1.9 To maximise opportunities of virtual working to allow opportunities for those living in rural areas. Creating access to work without the need to travel and therefore providing a platform for innovative digital opportunities for the development of multi-language tools to allow users to use the Welsh language and for the region to be a world leader in multi-language interface technology.

2. The Experience Economy



<p>Tourism</p>  <p>Direct employment 42,326 (2018, STEAM report)</p>	<p>Tourism</p>  <p>Economic Impact of Tourism Sector – £3.1 billion (2016) (Wales Wide)</p>	<p>Tourism</p>  <p>Annual average for tourism expenditure £1.5 billion in 2017-2019 (Tourism profile NW 2017 – 2019)</p>
<p>Tourism</p>  <p>Anglesey, Gwynedd and Conwy have among the largest proportions of employment in tourism across Wales, after Pembrokeshire</p>	<p>Tourism</p>  <p>When considering the number of visits to tourist attractions in Wales in 2018, 7 of the top 10 paid attractions in Wales were in North Wales: Bodnant Garden, Caernarfon Castle, Conwy Castle, Great Orme Tramway, Nova Prestatyn, Zip World Fforest, and Zip World Slate Caverns</p>	<p>Tourism</p>  <p>In 2019, a total of 2.4 million sea passengers travelled between Wales and Ireland. 1.9 million of these passed through Holyhead</p>
<p>Public Realm and Open Spaces</p>  <p>2018 – 5 of the top 10 free attractions in Wales were in North Wales (2018): Gwydir Forest Park, Newborough National Nature Reserve, Pontcysyllte Aqueduct & Trevor Basin Visitor Centre, Snowdon (Walkers) and Tir Prince Fun Park, Racecourse & Market</p>	<p>Culture</p>  <p>Second homes – areas of Gwynedd and Mon experiencing as much as 40% of housing stock as second homes (LDP)</p>	<p>Culture</p>  <p>In 2019/2020, libraries in North Wales:</p> <ul style="list-style-type: none"> • Welcomed 2,317,802 visitors • Had 218,692 members • Employed 167 people • Loaned 2,038,402 physical books • Loaned 251,471 EBook/EAudio titles • Generated £473,250 of income
<p>Culture</p>  <p>36 Accredited (or working towards accreditation) museums in North Wales and Wales</p>	<p>Culture</p>  <p>There are 48 public libraries in North Wales</p>	<p>Culture</p>  <p>The Creative industry in NW supports 10,800 jobs</p>
<p>Culture</p>  <p>The weekly average earning of the creative industry is £711</p>	<p>Culture</p>  <p>There are more than 1,110 enterprises linked to the creative industry</p>	<p>Culture</p>  <p>In 2019, museums in North Wales:</p> <ul style="list-style-type: none"> • Contributed £20,015,174 to the local economy • Welcomed 1,384,594 visits
<p>Culture</p>  <p>In 2019 the nine staffed historical monuments sites welcomed over 660,000 visitors and 13,500 educational visits</p>	<p>Culture</p>  <p>There are 61 historic monuments in state guardianship ranging from prehistoric burial sites to Medieval abbeys and castles</p>	

All Wales figures

Sports and Leisure



For every **£1** invested in sport in Wales there is a return of £2.88

Sports and Leisure



The sport industry in Wales grown by 10% to **£1,142m** in 2016/17

Sports and Leisure



The sporting economy contributed **£1,182m** in Consumer Expenditure on Sport and generated 29,700 sport-related jobs in 2016-2017, however most of these were located in other regions. (The value of sport in Wales. | Sport Wales)

Food and Drink



Welsh food and drink exports **£551 million** in 2020 (was growing until Covid hit Wales), a decrease of £19 million from 2019

Food and Drink



Businesses in the supply chain had a turnover of **£22.4 billion** in 2020, an increase of £272 million from the previous year

Food and Drink



GVA for Welsh food and drink increased by **3.9%** from 2018 to 2019, from **£3.70bn** to **£3.85bn**

Food and Drink



Food and Drink exports increased overall from 2016 to 2020 to **£551.9m** (increase of £116.3m)

Food and Drink Industry



Food and drink sector accounts for **17.8%** of employment in 2019 (239,300 workers) (including farmers and agricultural labourers)

Priorities:

2.1 In order to support the sustainable development of the experience economy, to protect communities and support industries, we need to react to the most pressing issues collaboratively:



















- support local communities to take advantage of and be responsible for supporting the experience and visitor industry in a way which benefits those communities, working across the region and with other similar regions across the UK to develop best practice.
- ensure an all-year tourism offer where appropriate, to create more sustainable opportunities for workforce.
- development of higher-level pipeline of multilingual skills in hospitality, service industries, outdoor pursuits and events management, leading to skilled roles at higher rates of pay.
- develop a food and drink strategy, including community food strategies, for the North Wales region, to grow our businesses' scale, value and productivity as well as benefiting our people and society.
- aligned with the Food Innovation Wales programme, maximise opportunities to ensure our food and drink sector can be UK leaders. Reaching for the highest levels of sustainability and ensuring fair work in Wales is rewarded, heard, and represented.
- work collaboratively through newly established the North Wales Regional Sports Partnership, to drive investment to deliver resources and change at scale.
- strengthening creative industry opportunities across the region which ensures innovative opportunities for the Welsh language and culture to thrive

even more, ensuring that all areas have access to cultural activities.

- 2.2 To work with our indigenous businesses to ensure they are in a strong position to benefit from the visitor economy, providing them with the skills to develop, create new opportunities and to protect local communities and their environment where these activities happen.
- 2.3 To think creatively, by aligning with tourism-related projects, on providing opportunities and facilities for young people by ensuring our town centres have leisure and night-time provision which can compete with other areas, catering for year-round activities to provide a choice for young people. Thus providing a real opportunity for the region to retain its future workforce.
- 2.4 Realising the economic benefits of public realms within our towns, allowing residents and visitors to benefit from parks and open spaces, squares and tree-lined streets.
- 2.5 To ensure that any significant spend in relation to cultural infrastructure or key activity filters through to other activities in the region, maximising the impact of public spend.
- 2.6 To explore opportunities for communities to have active roles in expanding the cultural offer, building on opportunities which have been created in many towns/ villages across the region and are key in keeping our heritage and literature alive and relevant.

3. The Low Carbon and Low Emissions Economy



<p>Renewable Energy</p> 	<p>We host 37% of Wales' renewable energy capacity (1,183 MW)</p>	<p>Renewable Energy</p> 	<p>Of the renewable energy installed in the region, of which 8% is locally owned</p>	<p>Renewable Energy</p> 	<p>85% of the 17,800 low-carbon energy projects in the region were for solar energy</p>
<p>Renewable Energy</p> 	<p>Ynys Mon, Conwy and Wrexham had the lowest low-carbon energy capacity in the region 85 MW, whilst Flintshire had the highest with over 30% of the region's capacity</p>	<p>Renewable Energy</p> 	<p>39% Largest proportion of energy use is for commercial and industrial consumption</p>	<p>Renewable Energy</p> 	<p>NW's total energy consumption fell by 5% between 2005 and 2017 and the greenhouse gas emissions from our energy system fell by 28%</p>
<p>Renewable Energy</p> 	<p>North Wales consumes nearly 25% of Wales' energy, slightly higher than its population of 22% (2019)</p>	<p>Renewable Energy</p> 	<p>36% of our homes are EPC band E, F or G</p>	<p>Agriculture</p> 	<p>Total emission from agriculture sector in Wales have declined by 12% between 1990-2016</p>
<p>Agriculture</p> 	<p>Agriculture emissions dominated by methane (62%) and nitrous oxide (28%), with 10% of sector emissions as carbon dioxide. This reflects the dominance of livestock enteric emissions (largely from sheep and cattle), which accounts for 54% of the sector's emissions in 2016.</p>	<p>Transport</p> 	<p>Workers living in NW aged 16-74 travel to work (census 2011): 75.7 % (237,000) by car, van, motorcycle, scooter or moped 11.9% (37,000) on foot or by bike 5.1 % (16,000) by train, bus, minibus or coach</p>	<p>Transport</p> 	<p>2019 – 567,000 lorries and unaccompanied trailers passed through Welsh ports to and from Ireland. 81.9% of this traffic went through Holyhead (see StatsWales)</p>
<p>Nuclear</p> 	<p>In Wales, there are 893 people employed directly in nuclear industry organisations</p>	<p>Nuclear</p> 	<p>2016 estimate put the GVA contribution of the average nuclear worker to the economy at £96,600</p>	<p>Waste</p> 	<p>2020 over 65% of waste in Wales recycled</p>
<p>Manufacturing</p> 	<p>Commercial and industrial electricity consumption constitutes 71% of all electricity consumption in the region</p>	<p>Infrastructure / Ports</p> 	<p>2018 Holyhead had the third largest volume of freight traffic – 5.2 million tonnes</p>	<p>Infrastructure / Roads</p> 	<p>The A55 – 87 miles crossing 5 of 6 local authorities in North Wales, forming part of the trans European network</p>

Priorities:

- 3.1 To work collaboratively across every sector, especially with the utility sector, to create Low Carbon Energy and Green Growth Route maps. Developing and implementing a coherent, multi vector energy system which provides a consistent approach to exploiting opportunities in low carbon and green growth to maximise skills capability and wider benefits to local communities and ensuring the pound stays local.
- **Hydrogen Route Map** – Continue to develop a route map to understand how the opportunity for the deployment of Hydrogen across the North Wales Region can best be delivered, maximising the expertise, assets and benefits that could be derived.
 - **Low Carbon Energy** – Welsh Government and Regional Partners to prepare an action plan to deliver the North Wales Energy Strategy, which highlights the scale of the economic opportunity presented in the drive to achieve net zero.
 - **EV charging** – To work collaboratively to deliver a network across the region ensuring that every community has the access required to the infrastructure.
 - **Energy efficiency** – To improve the energy efficiency of the region’s housing and accelerate the decarbonisation of North Wales’ building stock and to ensure a significant shift in the way homes are heated and their level of energy efficiency across the region.
- 3.2 To collaboratively work across the region to develop a sustainable supply chain, skills and port infrastructure to support the offshore wind and marine industry in the region and globally:
- **Tidal stream** – Building on work that is already taking place to ensure local companies can be competitive to support this growing industry.
- **Tidal range (lagoon)** – Continue to explore the potential of this industry in North Wales and ensure we have the supply chain ready to support.
 - **Offshore wind** – Working with the developers of fixed offshore wind to ensure we create sustainable long-term opportunities for supply chains and ports in the region, creating a strong platform to also support floating offshore wind and wave.
- 3.3 Pursue a just energy transition, keeping wealth local and ensuring our communities and public institutions have a say over, and stake in, how we generate and save energy.
- 3.4 Establish ways in which energy generation on sites and the retrofit of properties can be done in a way that builds community wealth, ensuring local businesses and people benefit from the amount that will be spent on the energy transition.
- 3.5 Seek opportunities to support and invest in the low carbon economy at key locations, projects and facilities in North Wales. This includes marketing the region as a location of choice for future investment alongside providing support for the Welsh supply chain to compete for work across the UK and overseas for:
- **Nuclear** (new build and decommissioning at Wylfa and Trawsfynydd),
 - **Offshore wind** (including decommissioning),
 - **Marine** (tidal stream and range) energy
 - **Hydrogen**
 - **Holyhead Gateway**
 - **Space, aerospace and automotive** (manufacturing, R&D and key locations)

including Deeside / Wrexham cluster, Llanbedr and Valley).

- 3.6 To optimise North Wales' place in the knowledge economy, with partnerships and facilities such as the Northwest Nuclear Arc, Optic Glyndwr and M-SParc, enhancing a place-based network of R&D facilities and supply chain companies stretching from Cumbria to North Wales and encompassing Lancashire, Greater Manchester, Cheshire and Sheffield City region.
- 3.7 To reposition High Value Manufacturing (HVM) for post-Covid, post-Brexit and low carbon future by delivering the Framework for the Future of HVM, particularly in relation to Industry 4.0, digital technology and automation, building on our investment in Advanced Manufacturing Research Centre (AMRC) Cymru and planned development of Advanced Technology Research Centre (ATRC). This will be critically important in securing innovative opportunities in North Wales to reduce emissions by working with academia to use more recycled content through a circular economy approach.
- 3.8 To work regionally with the development company Cwmni Eginio Cyf to ensure we maximise the opportunities across the region for nuclear and potentially other forms of energy generation.
- 3.9 Many parts of North Wales suffer from poor public transport connections, which impacts on residents' access to jobs, education and training. We need to continue to promote active travel, deliver road safety schemes and encourage a return to public transport as the reliance on the private car is growing. We need to work together to source investment in new strategic transport links and to approach opportunities to achieve shifts to lower carbon transport modes:
- **Active transport** – Providing a true alternative to communities, recognising the importance of the role of the communities in this, especially to change the behaviours of society.
 - **Public transport** – Working in partnership to ensure public transport provides an alternative to the car across the region as well as cross-border.
 - **Cycle and walking networks** – Build on the work taking place to create a safe alternative across the region.
- 3.10 We need to develop a resilient and prosperous agriculture industry, which reduces its carbon emissions through a range of approaches, including the development of improved efficiency in livestock and crop production, nutrient management and increasing the sustainability of farm assets, building on current and planned activities at Glynllifon and Llysfasi.
- 3.11 To work with the agricultural industry to support innovation and maximise the economic opportunities of agricultural products to ensure the industry leads in terms of sustainability.
- 3.12 Work jointly to implement systemic change in consumption emissions to ensure we keep resources in use for as long as possible and find new uses for resources, ensuring that community hubs play a key role and that decommissioning is a key consideration in any project taking place in the region across all sectors.
- 3.13 To work jointly to improve the way we manage our natural resources by ensuring that any future opportunities build and create a resilient ecosystem, creating actions to improve it that

complements the implementation of technological solutions, resource efficiency (maximising product life) and investing in solutions to support the circular economy.

Next Steps

The immediate next steps will be to establish, via the Economy Recovery Group (and other key partners), a delivery programme. This will include considering how we prioritise the priorities, and who is best to lead on those delivery packages, recognising and respecting existing regional governance and delivery architecture.

Some of this work is already taking place and we will therefore need to have a better grasp of all the ongoing work, the funding packages under each priority area before creating new areas of work.

Eitem ar gyfer y Rhaglen 18



CABINET

Date of Meeting	Tuesday, 12 th July 2022
Report Subject	Social Services Director's Annual Report
Cabinet Member	Deputy Leader of the Council and Cabinet Member for Social Services and Wellbeing
Report Author	Chief Officer (Social Services)
Type of Report	Operational

EXECUTIVE SUMMARY

The Statutory Director of Social Services is required to produce an annual report summarising their view of the local authority's social care functions and priorities for improvement as legislated in the Social Services and Wellbeing (Wales) Act 2014 and the Regulations and Inspections Act (Wales) 2015.

The purpose of the Social Services Annual Report is to set out the improvement journey and evaluate Social Services' performance in providing services to people that promote their wellbeing and support them to achieve their personal outcomes.

RECOMMENDATIONS

1	Cabinet to view the report and feedback on the draft content considered for inclusion, which include the key developments of the past year and our priorities for next year.
---	--

REPORT DETAILS

1.00	EXPLAINING THE SOCIAL SERVICES ANNUAL REPORT
1.01	This Social Services Annual Report is prepared under the requirements of the Social Services and Wellbeing (Wales) Act 2014 and the Regulation and Inspection of Social Care (Wales) Act 2016 (RISCA).
1.02	The format is closely aligned to the National Outcomes Framework and demonstrates our performance in meeting the wellbeing outcomes of the people of Flintshire.
1.03	<p>In the report we evaluate our performance against last year's improvement priorities and outline our priorities for next year. The work described in the report links to the National Quality Standards, which set out the Welsh Government's expectations at a national level of the quality of support that local authorities must be providing.</p> <ul style="list-style-type: none"> The standards are set out below: <p><u>People</u> NQS 1.1 All people are equal partners who have voice, choice and control over their lives and are able to achieve what matters to them. NQS 1.2 Effective leadership is evident at all levels with a highly skilled, well qualified and supported workforce working towards a shared vision.</p> <p><u>Prevention</u> NQS 2.2 The need for care and support is minimised and the escalation of need is prevented, whilst ensuring that the best possible outcomes for people are achieved. NQS 2.2 Resilience within our communities is promoted and people are supported to fulfil their potential by actively encouraging and supporting people who need care and support, including carers, to learn, develop and participate in society.</p> <p><u>Partnerships And Integration</u> NQS 3.1 Effective partnerships are in place to commission and deliver fully integrated, high quality, sustainable outcomes for people. NQS 3.2 People are encouraged to be involved in the design and delivery of their care and support as equal partners.</p> <p><u>Well-Being</u> NQS 4.1 People are protected and safeguarded from abuse and neglect, and any other types of harm. NQS 4.2 People are supported to actively manage their well-being and make their own informed decisions so that they are able to achieve their full potential and live independently for as long as possible.</p>
1.04	A draft of the report is attached as Appendix 1. and mock-up design pages are attached as Appendix 2.
1.05	The report is intended to provide the public, the regulator and wider stakeholders with an honest picture of services in Flintshire and to demonstrate a clear understanding of the strengths and challenges faced.

1.06	The Report illustrates how services have met the continued challenges presented by COVID-19 during 2021/22.								
1.07	The report will form an integral part of Care Inspectorate Wales' (CIW) performance evaluation of Flintshire Social Services. The evaluation also informs the Wales Audit Office's assessment of Flintshire County Council as part of the annual improvement report.								
1.08	The draft Social Services Annual Report has been prepared following an in-depth review of current performance by the Social Services Senior Management Team, Service Managers and Performance Officers. The improvement priorities contained within the report are aligned to the priorities contained within our Portfolio Business Plan and the Council Plan.								
1.09	<p>The report is scheduled to be presented at the following meetings:</p> <table border="1" data-bbox="320 696 1332 947"> <tr> <td data-bbox="328 696 1123 757">Informal Cabinet</td> <td data-bbox="1131 696 1332 757">28th June</td> </tr> <tr> <td data-bbox="328 768 1123 826">Social Services Programme Board</td> <td data-bbox="1131 768 1332 826">4th July</td> </tr> <tr> <td data-bbox="328 837 1123 893">Social Care and Health Scrutiny Committee Scrutiny</td> <td data-bbox="1131 837 1332 893">21st July</td> </tr> <tr> <td data-bbox="328 904 1123 947">Formal Cabinet</td> <td data-bbox="1131 904 1332 947">12th July</td> </tr> </table>	Informal Cabinet	28 th June	Social Services Programme Board	4 th July	Social Care and Health Scrutiny Committee Scrutiny	21 st July	Formal Cabinet	12 th July
Informal Cabinet	28 th June								
Social Services Programme Board	4 th July								
Social Care and Health Scrutiny Committee Scrutiny	21 st July								
Formal Cabinet	12 th July								
1.10	The style of this year's report, and the report reflecting the headings from the North Wales Population Needs Assessment, and will be produced in an electronic friendly style by Double Click. The report will also be translated into Welsh and be made available on the Flintshire County Council website.								

1.11

The draft Annual Report also outlines the improvement priorities identified for 2022/2023, including:

Children

- Develop an Early Years Strategy to ensure that all children ages 0-7 have the best possible start in life and are able to reach their full potential.
- Implementation of therapeutic intervention model in small group children's homes.
- Continue to grow the in-house fostering service to support more looked after children.
- Continue to develop services to support the reduction of the number of children looked after by the Local Authority.
- Continue to develop fostering services utilising the Mockingbird model.
- Re commissioning children's respite services.
- Development of provider services for Children to support new homes developments.
- Set up a registered Children's Home to help avoid the need for residential placements outside Flintshire.

Older people

- Continue to grow the Micro care market.
- Establish a Dementia Strategy Implementation Group, to include representation from people with lived experience.
- Continue to grow the in-house homecare service to support more people to live at home.
- Further extend supply of Extra Care.
- Plan to provide additional placements for 'discharge to recover and assess' in the in-house provision (Croes Atti).

General health needs, physical impairment and sensory loss:

- Continue to lead the North East Wales Community Equipment Service.
- Increase the use of the Progression Model across services to people with physical disabilities, and other service areas to support them to achieve their personal outcomes.
- Develop short term emergency accommodation for people who find themselves homeless or in need of accommodation urgently.
- To promote the creative use of direct payments with individuals and carers to meet their outcomes.

Learning Disabilities:

- Launch the Project Search programme for over 25 year olds.
- Further develop day opportunities services for people with learning disabilities.

Autism

- Develop opportunities for Autistic individuals to access services locally.
- Work to the action plan to further improve compliance with the National Autism Code of Practice.

	<p><u>Mental Health</u></p> <ul style="list-style-type: none"> • The Life Warriors have plans to become a peer run group and to extend to another group which they will help to support. • Next Steps are now running their advanced volunteering program as a step up from the one they ran last year. <p><u>Carers:</u></p> <ul style="list-style-type: none"> • Developing the Direct Payment offer for carers. • Further development of Young Carers Service - young carers ID card. <p><u>Safeguarding</u></p> <ul style="list-style-type: none"> • Prepare for the implementation of the new Liberty Protect Safeguard procedures. • Continue to promote the corporate safeguarding e-learning package. • Continue to ensure that statutory responsibilities for the safeguarding of adults and children are met • Contracts for Advocacy services will be reviewed. <p><u>Workforce</u></p> <ul style="list-style-type: none"> • Establish a robust workforce planning model to anticipate future social care demands and develop the social work and direct care workforce ahead of the need. • Supporting market stability. • Raising awareness of the expected values for all staff across social care through delivery of and roll out 'Values workshops'. • To continue to be pro-active and reactive to identified training needs and practice developments across the socials. • Work to increase the digital skills of the workforce, enabling them to work and learn using appropriate technology.
--	---

2.00	RESOURCE IMPLICATIONS
2.01	The priorities identified within the report are aimed at delivering service improvements, improving outcomes and meeting local needs within the context of achieving challenging financial efficiencies and value for money. The improvement priorities contained within the report have been identified for delivery within existing resources.

3.00	IMPACT ASSESSMENT AND RISK MANAGEMENT
3.01	The report is to be published by September 2022.

4.00	CONSULTATIONS REQUIRED / CARRIED OUT
4.01	Work began with Social Services Managers in September 2021 to identify the emerging priorities from their areas of work.
4.02	The views of Scrutiny Members will be sought where the proposed content of the report will be discussed.
4.03	The draft Social Services Annual Report will also be discussed at Social Services Programme Board

5.00	APPENDICES
5.01	Draft designed Social Services Annual Report 2021/22.

6.00	LIST OF ACCESSIBLE BACKGROUND DOCUMENTS
6.01	Contact Officer: Dawn Holt Telephone: 01352 702128 E-mail: dawn.holt@flintshire.gov.uk

7.00	GLOSSARY OF TERMS
7.01	CIW - Care Inspectorate Wales ensure that services meet the standards the public expect. They register, inspect and take action to improve the quality and safety of services for the well-being of the people of Wales.

FLINTSHIRE COUNTY COUNCIL



SOCIAL SERVICES

ANNUAL REPORT

2021 / 22
& 2022 / 23 PRIORITIES

Tudalen 723



Contents

Section 1

Section 2

Section 3

Section 4

Section 5

Section 6

Section 7

Glossary of Terms

Appendix 1

Introduction 03

Director's Summary of Performance 04

How are People Shaping our Services? 06

Promoting and Improving the Well-being of Those We Help 08

Children and Young People 08

Older People 12

General Health Needs, Physical Impairment and Sensory Loss 17

Learning Disabilities 20

Autism 24

Mental Health (adults) 26

Carers 28

Safeguarding 30

How We Do What We Do 31

a) Our Workforce and How We Support their Professional Roles 31

b) Our Financial Resources and How We Plan For the Future 33

c) Our Partnership Working, Political and Corporate Leadership, Governance and Accountability 34

Come and Join Our Team 36

Accessing Further Information and Key Documents 37

Glossary of Terms 38

Contextual data and national performance measures 40

Introduction

This Social Services Annual Report is prepared under the requirements of the Social Services and Well-being (Wales) Act 2014 and Regulation and Inspection of Social Care (Wales) Act 2016, both of which place a statutory requirement on the Council to report annually on its social services functions.

The focus of this legislation is on well-being, and our report summarises the key things that we are doing in Flintshire to support our most vulnerable residents. It describes our challenges, provides our stakeholders with a picture of how we have performed and improved over the last year, and sets out our priorities for the coming year.

Stakeholders include the people using our services, our staff, elected members, the general public, our partners, regulators and Welsh Government. Engagement with stakeholders

is fundamental to what we do, and informs the development of our services and future plans.

In the report we evaluate our performance against last year's improvement priorities and outline our priorities for next year. The work described in the report links to the National Quality Standards, which set out the Welsh Government's expectations at a national level of the quality of support that local authorities must be providing.

The standards are set out below:

People

NQS 1.1: All people are equal partners who have voice, choice and control over their lives and are able to achieve what matters to them.

NQS 1.2: Effective leadership is evident at all levels with a highly skilled, well qualified and supported workforce working towards a shared vision.

Prevention

NQS 2.1: The need for care and support is minimised and the escalation of need is prevented, whilst ensuring that the best possible outcomes for people are achieved.

NQS 2.2: Resilience within our communities is promoted and people are supported to fulfil their potential by actively encouraging and supporting people who need care and support, including carers, to learn, develop and participate in society.

Partnerships & Integration

NQS 3.1: Effective partnerships are in place to commission and deliver fully integrated, high quality, sustainable outcomes for people.

NQS 3.2: People are encouraged to be involved in the design and delivery of their care and support as equal partners.

Well-Being

NQS 4.1: People are protected and safeguarded from abuse and neglect, and any other types of harm.

NQS 4.2: People are supported to actively manage their well-being and make their own informed decisions so that they are able to achieve their full potential and live independently for as long as possible.

We have prepared the report reflecting the headings from the North Wales Population Needs Assessment and under each heading we will demonstrate:

- what we had planned to do last year and how we have succeeded,
- what difference this made to the outcomes for well-being of people, and
- what our priority objectives are for next year.
- Any lessons learnt from the work carried out during last year.

Section 2

Director's Summary of Performance

Welcome to this year's Annual Social Services Report.

Despite the challenges that we have faced over the past year, we not stopped positively delivering on our services.

You will see in this report that some of the priorities for our work have carried over from last year. However we have also been able to successfully progress a number of our services.

We have highlighted below just some of the key reasons that this has been possible:

- Our services are solution focused and our Social Care workforce continue to receive a high standard of training via our Workforce Development Team during challenging times.
- We have strong, robust and trusting long standing partnerships with our Independent Sector Providers.
- We have a dedicated, loyal competent Business Support / Administration service, Senior management team and committed staff.
- Our creative and innovative approach has led to new and successful projects such as the completion of our expansion of Marleyfield House.
- We have strong In-house, Home Care, Learning Disability, Residential care services.
- We are leading regional approaches, such as Learning Disability services, Integrated Autism Services (IAS) and Children's Services transformation.
- We offer a high level of support for Carers in Flintshire.
- The Regulator is satisfied with our Services and in a recent all Wales CIW report we have at least 8 Best Practice mentions across Adults and Children's Services.
- Throughout the pandemic we have met our statutory duties.

Some of our key successes from last year include:

- Completion of our expansion of Marleyfield

House providing additional capacity at the site and state of the art facilities.

- Flintshire County Council's Lleisiau Clwyd Voices of the Future project, which was established with our partners Theatre Clwyd, was successful in being 6 shortlisted as finalists for a prestigious Accolade award organized by Social Care Wales.
- The Micro-care programme has been very successful, with 27 Micro-carers delivering services in the County.
- Completion of the refurbishment work at Arosfa, increasing the provision and capacity to accommodate long term residents, and provide a quality local service as an alternative to out of county placements.
- Further developing our actions to support people living with dementia.
- We have continued to grow and successfully progress our existing Mockingbird Foster Carer support Model.
- Developed our 'Small Homes Scheme' for children, which is currently supporting one child, and have commenced building works to develop two residential assessment centres for children.
- Our wellness and recovery programme has adapted and expanded to support individuals with their mental health and well-being.
- Our partnership with Hft continues to thrive in delivering services for people with learning disabilities.
- Receiving a Highly Commended Award at the GeoPlace Conference 2021 for our innovative approaches, which include an interactive map of Dementia Friendly communities and services.

In September 2021, I completed a 7 day trek along the historic Pilgrims way and raised £2,200 for learning disability charity Hft. I am privileged to learn that the people supported have decided to use the money to fund a summer ball in 2022. Here people with learning disabilities and their families will be able to reconnect after so many years disrupted by the pandemic.

This year has seen the appointment of a new Chief Executive of the Council, Neal Cocketron. Neal was previously in post as Chief Officer of Housing and Assets. Neal has always been supportive of developments in Social Services and we look forward to working closely with him in the future.

From both myself, and Counsellor Christine Jones, my colleague Cabinet member for Social Services, we would like to take this opportunity once again to express our acknowledgment and appreciation of the hard work and dedication of our employees in delivering our services and meeting the needs of our local residents. We are very proud of the developments made in our services over this past year, which have been helped by our really positive working relationships with partners and providers, and our focus upon co- production with people, to achieve the outcomes that they wish to attain.



Section 3

How are People Shaping our Services?

Tudalen 728

It is a Priority that the voices of people are heard and that we learn from them.

Officers have kept in constant contact with the providers we work with, to ensure they are supported by answering their enquiries and hearing feedback on the impact that COVID-19 has had on their services and the people who use them.

Social Services have invested in new systems to enable us to develop surveys to gather feedback from all stakeholders. This has been a beneficial investment and the feedback received has increased significantly in the last year.

The Contracts and Commissioning Team have facilitated regular meetings with residential care, domiciliary care and Supported Living providers. These meetings are a valuable arena for sharing information and networking, as they are attended by colleagues from the Environmental Health Team, Health and Safety Officers and BCUHB officers.

A network for Responsible Individuals from across all services areas to meet has been introduced. Whilst this is in its infancy, they have scope to develop, and one area being discussed is the development of 'peer review' within care homes.

Voices to be Heard | NQS 1.1

Voices to be heard is Hft's involvement group for the people they support.

The group contributes to consultations about different issues affecting the service, get feedback/suggestions on developments and use it as a way to share information. The group discuss issues affecting people with Learning Disabilities this has included, loneliness and isolation, hate crime and digital inclusion. The group have helped to develop the person specification and job advert for support workers following a session where they decided what makes a good and bad support worker. The group also reviewed and developed a smoking policy for all the sites in Flintshire.

Significantly, people with learning disabilities and their families were also consulted about how they would like to see the attendance payment budget reinvested into the service, some suggestions included a lunch club, trips out and more online activities. Some of the funding has also been invested into developing the UK's first Project SEARCH programme for over 25's.

Volunteering In Social Care | NQS 3.1

Last year the report shared the amazing work volunteers had been doing to support the social care sector.

FLVC have continued to develop the Volunteering in Social Care project in partnership with Flintshire County Council. FLVC have provided support with recruiting volunteers and training tools and

have made links with Coleg Cambria, Glyndwr University and local schools to encourage Level 2 and 3, Year one H&SC students to engage with their community and to support Flintshire Care Homes with Volunteering to complete their placements.

Since the beginning of the programme in 2020, the project's achievements since 2020 include:

- 70+ Volunteers have been linked directly with Flintshire care homes. Many more interested volunteers had to put their application on hold due to Covid restrictions. The recruitment of volunteers has now resumed.
- 70+ Volunteers attended the FLVC training which is ongoing and includes: Introduction to Volunteering, Introduction to Social Care with an external trainer registered with Social Care Wales delivering; Safeguarding / Dignity in Care / Health and Safety / Equal Opportunities/Confidentiality and Inspiring Digital Activities to help support residents to keep in touch with relatives online.

Some of the roles that the volunteers have undertaken are; befriending, assisting staff and residents with refreshments and daily activities, gardening and supporting residents to use IT equipment.

Young Carers | NQS 4.2

Young carers supported by NEWCIS continue to be active in the development of the regional young carers ID card, by designing posters and information.

The ID Card Steering Group has also welcomed a young carer to support decision making using their lived experience.

Young Voices Out Loud | NQS 3.2

Children's Social Services are proud to support the Young Voices Out Loud group, who continued to meet during the pandemic, although online. This group is made up of young people with lived experience of the care system. The group missed meeting as a group, and as restrictions have been lifted, they are now meeting face to face.

The group has a lot of new members following a recruitment campaign. A number of members have been in the care system for some time the group gives them an opportunity to share their experiences with other young people in or leaving care, and to have a bit of social time with them also. The group recently had a discussion about how young people are addressed in colleges and schools when tutors or teachers are discussing parental roles, and how it makes them feel. They have met with professionals from a number of agencies including

Voices from Care and Tros Gynnal Plant Advocacy service as well as the Children Looked After Nurse and Volunteer Mentor Coordinator to offer more information on support that is available to them.

Young people from the group are also welcome to attend the Children's Services Forum, which opens up more opportunities for care experienced young people to make a difference to how services are delivered locally.

Flintshire Dementia Strategy Consultation | NQS 4.2

People living with dementia, their carers, and those who work with them have contributed to the development of a local Dementia Strategy. Around 50 surveys were completed, and more than 100 people attended meetings to discuss the priorities for dementia in Flintshire. More than 700 individual comments and suggestions were received. The feedback from the consultation has been used to identify key priorities and produce a detailed plan of actions.

The Council has a particular focus upon dementia, and implementing the new dementia strategy is a priority in the Council's plan.

Section 4

Promoting and Improving the Well-being of Those We Help

Children and Young People

Tudalen 730

Summer of fun and Winter Well-being | [NQS 3.1](#)

The Summer of fun and winter of well-being projects provide a range of free leisure, recreational, sporting and cultural activities for children and young people receiving support from Social Services.

Flintshire County Council's Lleisiau Clwyd Voices of the Future

In the summer of 2021, through Theatre Clwyd, children and young people were able to work with range of creative people including actors, a visual artist, a choreographer, a musician, a director, a singer, a fight director, a writer and two stage managers in fun-filled artistic sessions.

Lleisiau Clwyd Voices had a significant impact on the lives of the young people and artists involved. Both groups recognised the benefits it brought to their general well-being and mental health. Whilst the lockdowns resulted in loneliness, depression and anxiety about the future, the project enabled social connection by safe in-person creative activities. This provided a sense of hope, positivity, and escapism for both groups.

The Scheme was shortlisted for a 2022 [Social Care Wales Accolades](#) award.

"I can only give positive feedback for the scheme. This is a brilliant, well organised scheme giving opportunities to our son that he wouldn't usually have."

"He is so excited every Saturday to come to Theatre Clwyd and really hope you get further funding for the scheme to continue."

"She wakes up on Saturday morning and is constantly asking: when is it time to go?! She comes out super happy! She also seems a little less frustrated!"



Summer 2021 was **SHEP**, the School Holiday Enrichment Programme's most successful summer yet. Over 160 children and young people aged 5-12 benefitted from the 'Food and Fun' programme, whereby six schools kept their doors open for the first three weeks of the school holidays.

Aura Wales played a key role in delivering structured sporting activities and interactive games at each school. In all, 17 different sports were introduced with all sessions being coached by Sport Development staff, and committed staff who co-ordinated this comprehensive programme of activities for the children that attended- Dodgeball, tennis and rugby were very popular!

The programme also offered the children a variety of enrichment activities, including making lava lamps from recycled bottles, dreamcatchers, wooden keyrings and graffiti name plaques.

The children that attended enjoyed a healthy breakfast, snack and hot lunch provided each day by NEWydd Catering and were encouraged to try new foods and take part in practical food activities as part of the programme's focus on Nutrition education.

Aura libraries and Aura Sports development ran the '**Fit Fed and Read**' programme which gives children opportunities for physical activity and promote a healthy diet by providing healthy snacks. Aura added a library element, focusing on reading and creativity. Flintshire Sorted and Youth Justice Service were also at the sessions and engaged with over 800 young people during the sessions.

Summer Sports Camps which were set up in various locations across the County. The children who attended were taken through a variety of different sporting activities, working in teams and developing their individual skills.

Well established play schemes ran throughout the County, including additional sessions for children with disabilities. Overall, over 2,700 children aged 5-12 years registered to attend the 1,055 play sessions across the county.

[Flintshire Integrated Youth Provision](#) provided drop in well-being sessions for young people aged between 11 and 25 at Wepre Park. Each session attracted over 25 young people taking part in planned programmes of arts and craft activities, fun sporting activities and mindfulness and wellbeing sessions.

[Flintshire Sorted](#) ran sessions where over 100 young people participated in activities and discussions, and gained increased awareness on the risks of substance use including alcohol, tobacco and energy drinks.

The Flintshire Inclusion and Progression team supported young people to try a variety of activities including, pet first aid, making cakes, making pottery, a trip to the beach, Theatre Clwyd, Rhug Farm Estate and climbing at the Boardroom.

As part of the Welsh government's [Winter of well-being initiative](#), these fantastic opportunities continued, with Aura leisure and libraries providing a range of activities for children and young people to enjoy, from holiday clubs to creative writing workshops, to promote the well-being of the body and mind. Activities included sessions at the new inflatable skate park in Deeside, a visit to the skate park, soft play and bowling, a reading campaign to promote the power of books and reading.

Early years support team | NQS 2.2

The Childcare Offer for 3-4 Year Olds continues to go from strength to strength each year enabling children of working parents up to 30 hours of combined childcare and early education, for up to 48 weeks each year. The programme has been so successful and there has been local and national learning, identifying the need to expand the programme further. The team have been working on a national system with Welsh Government, with considerable input from Flintshire due to the development of the Flintshire bespoke system, it is intended the national system will be rolled out late 2022-23; and the team have supported the extension of the Offer to eligible parents in education and training from September 2022. This is an exciting development.

Due to a Welsh Government Capital grant the childcare provider sector has benefited from small

capital schemes, whereby providers could apply for a grant for up to £10,000 to develop their provision, based on certain criteria. For this year 71 applications were received, with an investment of £378,194.07. For the large capital schemes, 5 schemes have been completed providing a strong pathway between early years childcare and early education. These include Bagillt Merllyn; Maes Y Felin, Holywell; Westwood, Buckley; Ysgol Derwen, Higher Kinnerton; Ysgol Sychdyn, Sychdyn with an investment of £2,361,318.58. A further 5 schemes are in progress: Caerwys; Shotton; Carmel; Whitford and Bagillt. This will make a real difference to creating quality, modern childcare provision, providing strong foundations for children as they develop to adulthood.

The Early Years Pathfinder

The Early Years Integration and Transformation Pathfinder programme has seen positive distance travelled towards seamless early years services across all sectors, assisted by oversight from the Early Years Partnership. Regional work is a significant contributor to progress, enabling shared learning and testing in each locality across the Health Board footprint. The draft Early Years Strategy and priorities has been approved by the Partnership and will be consulted on during 2022. At the request of Welsh Government Flintshire have taken on the lead role for the Regional Early Years Integration and Transformation collaboration which commenced March 2022.



Tudalen 733

Welsh Government have committed to the Pathfinder for a further two years. The work programme will include priorities such as the expansion of Flying Start, increased eligibility to the Childcare Offer for parents in training, a focus on quality childcare and sufficient places and early childhood development and the impacts on children born during the pandemic, particularly speech, language and communication and development of the volunteer parenting programme Empowering Parents, Empowering Communities. Delivering the expansion will be challenging due to the additional demands on resources. The work achieved this year has succeeded initial plans, and priorities are progressing for 2022-24.

Advocacy service for children | NQS 1.1

The children's advocacy service has been reviewed and will be re commissioned next year to take into account any gaps identified.

In April 2021 the refurbishment work at Arosfa was completed increasing the provision to 5 beds at Arosfa. These beds bring capacity to accommodate permanent long-term residents, and provide a quality local services as an alternative to out of county placements. The development supports the Council's 2021/22 strategic priority to provide direct provision to support people closer to home, by setting up a registered Children's Home to help avoid the need for residential placements outside Flintshire, and by developing respite services for families with disabled children.

"I think Arosfa is a wonderful service, I'd be lost if it wasn't for Arosfa."

"I needed the 3-day break this month as we've had a really difficult time lately. I am so grateful to Arosfa for their help and support."



Arosfa developments | NQS 3.1

The Arosfa Short Breaks Service offers short term residential breaks at regular defined intervals which include overnight, mid-week and weekend stays for children and young people with profound disabilities. Utilising funds from the Integrated Care Fund, an unused wing at Arosfa has been refurbished, and this has increased the service capacity. NQS 3.1.

Ty Nyth | NQS 2.1

Despite the commitment to prevention and early intervention, there will always be a small proportion of Children Looked After who need residential placements, and Social Services want to make sure that these children and young people can remain close to home.



Teams have continued work to meet objective in providing local residential care within Flintshire, utilising funds from the young people's Transformation Programme.

Nyth in Mold is a property that has been acquired by Flintshire Council on behalf of Flintshire and Wrexham, and will provide short term residential accommodation for four children, plus one emergency room, for children aged 11 to 18 years.

Alongside the residential Care Team a specialist MST-FIT (Multi-Systemic Therapy Family Integrated Transition) Team will be on site to support young people accommodated at the service alongside their families. The Team will identify the issues which may present difficulties in order to plan a successful return home. This is the first provision of its type in Wales.

Refurbishment is well underway to provide two further small registered homes to accommodate children and young people from Flintshire who need long term residential care. The build programme is scheduled to be completed by the Summer/Autumn 2022.

Fostering | NQS 4.2

As part of the Council's commitment to enhance the [Fostering service](#), the Mockingbird family model has been implemented. This model replicates an extended family in 'Constellations of 6-10 fostering households. The constellation is supported by a Hub carer' who provides planned and emergency sleepovers, as well as advice, training and support'.

Following the launch of the 1st constellation in January 2020, and the second in February 2021, a third constellation has now been established in November 2021, and supports 4 satellite families, comprising 8 looked after children, and 5 birth children.

Priorities for 2022/23:

- Develop an Early Years Strategy to ensure that all children ages 0-7 have the best possible start in life and are able to reach their full potential. | NQS 2.1
- Implementation of therapeutic intervention model in small group children's homes. | NQS 2.1
- Continue to grow the in house fostering service to support more looked after children. | NQS 3.1
- Continue to develop services to support the reduction of the number of children looked after by the Local Authority. | NQS 3.1
- Continue to develop fostering services utilizing the Mockingbird model. | NQS 3.1
- Re commissioning children's respite services | NQS 3.1
- Development of provider services for Children to support new homes developments. | NQS 3.1
- Set up a registered Children's Home to help avoid the need for residential placements outside Flintshire. | NQS 3.1

Section 4

Older People

Tudalen 735



COVID-19 has continued to have an impact on local communities. Social Services have worked to deliver services with as little disruption as possible, with safety measures in place, ensuring people are safe in the places where they live.

The teams have received so many wonderful compliments, from people in receipt of care and support, their families and carers.

“I’m so very grateful for what you have done for my Dad. I now know how hard you work in social services and you’re probably the last ones to receive any recognition for it, so I feel it’s important that I say it to you, so thank you”.

“Thank you so much for all your hard work and planning for our mum. We will always be so grateful for how professional, caring and helpful you are. You and your colleagues have such a demanding and stressful job, but your dedication makes a real difference to individuals’ lives and that of their families. You are quite often making sure that the most vulnerable in our society are looked after.”

Marleyfield House | NQS 2.1

The [expansion of Marleyfield House](#) residential Care Home was completed in May 2021. It provides an additional 32 bedrooms, bringing the total to 64.

The new development is state of the art, with personal outdoor space for each of the new rooms.

16 of the beds are utilised for short term stays, supporting hospital discharge through a 'discharge to recover and assess' model, in conjunction with the Health Board. This is for those who are fit to leave hospital, but may need further assessment and support before they return home.

Tudalen 756 thought it would be like a hospital but it is more like a four star hotel, nothing is too much trouble, the food is unbelievable, it is a fabulous place. I've come on leaps and bounds, I've never laughed so much and I've tried to be as independent as I would have been at home. I rate it 100%, I couldn't rate it anymore"



Croes Atti | NQS 2.1

There are plans to relocate Croes Atti Care Home to a modern building, with an additional 25 new rooms, almost doubling the number of placements currently available. This £15 million redevelopment moved a step forward in February 2022, with the completion of the transfer of land from the Health Board to Flintshire County Council.

The new Croes Atti Care Home will follow a similar model to Marleyfield, with further capacity for 'discharge to recover and assess' provision within the county.

Micro-care | NQS 1.1

To meet the growing demand for care in the community the [Micro-care](#) project was established to expand both the supply of care and the choices available for people across Flintshire. Micro-care enterprises are small businesses ranging from sole traders up to businesses employing 5 people who offer flexible and personalised care and support services to for people, tailored to their individual's needs.

The programme has been very successful to date, with 20 micro-carers set up and delivering over 26,000 hours of care and wellbeing support over the pilot period. The programme is now being embedded as part of Flintshire's offer.

There is a steady flow of enquiries from people interested in developing a Micro-care business, and Social Services welcome their enthusiasm, ideas and creativity.

The project was featured on [ITV news](#).

Extra Care Developments | NQS 2.2

Extra Care continues to be an extremely popular housing choice for older people in Flintshire, which offers them the opportunity to live independently whilst having the support of an on-site care and support team, if and when needed. This in turn, releases capacity and time in community based domiciliary care.

The Council currently has 4 Extra Care facilities, Llys Eleanor (Deeside), Llys Jasmine (Mold), Llys Raddington (Flint) and the newly occupied Plas Yr Ywen (Holywell).

[Plas Yr Ywen](#) is the fourth extra care scheme to be opened in Flintshire. In partnership with Wales and West Housing Association it opened in March 2021 and is made up of 55 one and two bedroom apartments that support independent living. The scheme has had a particularly successful year having opened during the pandemic. Although this posed some challenges for the team and the tenants, they have still managed to build a vibrant and exciting place to live.

The success has been built on a well-established care team from Social Services and housing support from Wales and West. This has helped tenants to settle in quickly. One area that has been difficult due to the pandemic is providing activities, with many taking place online and less opportunity for social, face to face group activities. This is slowly changing as restrictions allow.

Dementia Strategy | NQS 3.2

The [Flintshire Dementia Strategy](#) aims to improve the lives of people living with dementia, and their carers and families, and to develop well informed and supportive communities.

A consultation process was undertaken between May and August 2021, which engaged with people with lived experience, including carers and families, community groups, social care and health professionals, third sector service partners and independent care providers. The feedback has been used to identify key priorities and produce a detailed plan of actions.

Work is underway to implement these actions, which include improving information about dementia, establishing activities and groups for people to attend, ensuring there is the right support available for people before during and after diagnosis.

One main areas of focus is to help people to get out and about again, meeting in the community

following Covid restrictions. There are a number of Memory Cafes and dementia and age friendly groups across the county that have not been open for a long time. These are now beginning to reopen and welcome people from across Flintshire.

This, is in parallel with, and aligned to, the work of the North Wales Dementia Strategy.

The Council has a particular focus upon dementia, and implementing the new dementia strategy is a priority in the Council's plan.

Ageing well | NQS 2.2

Positive progress has been made to continue to develop age friendly communities across the county.

The development of age friendly communities will continue with a focus on the submission of an application for Flintshire to become members of [World Health Organisation Global Network of Age Friendly Communities](#). An Ageing Well Engagement Officer has been recruited to lead community engagement work in support of this project.

Independent Providers/ Progress for Providers | NQS 3.1

The Contracts and Commissioning Team have continued to facilitate regular meetings with residential care, domiciliary care and Supported Living providers. These meetings have also been attended by colleagues from the Environmental

Health Team, Health and Safety Officers and BCUHB officers so partners could advise and give support when needed, and are a valuable arena for sharing information and networking.

Having worked closely with the Environmental Health department, the Wellfield care home in Flintshire, were able to safely arrange for some of their residents to enjoy a trip to Blackpool.

“Well, last year we were in the thick of a lockdown and unable to do our annual Blackpool trip, so we made up for it this year”

We laughed, sang, waved our glow sticks and had the best time...We all loved seeing the illuminations, we cannot wait to do it again next year, it's absolutely Fantastic getting back out again and trying to live a normal fun filled life!!”

Priorities for 2022/23

- Continue to grow the Micro care market. | NQS 3.2
- Establish a Dementia Strategy Implementation Group, to include representation from people with lived experience. | NQS 4.2
- Continue to grow the in-house homecare service to support more people to live at home. | NQS 4.2
- Further extend supply of Extra Care. | NQS 4.2
- Plan to provide additional placements for 'discharge to recover and assess' in the in-house provision (Croes Atti). | NQS 3.1

Section 4

General Health Needs, Physical Impairment and Sensory Loss

Tudalen 739

Disabilities services aims to support people to be as independent as they can be, reducing the reliance on paid support over time. One area identified for development was the provision of suitable accommodation, and there has been investment in this over the last year.

Glan Y Morfa | NQS 4.2

Glan y Morfa house is a temporary 'step up / step down' shared accommodation for people who have a physical disability. The people accessing the house may be homeless, or temporarily unable to return home due to planned adaptations being made to their existing home. Whilst at the house, the individuals are supported to improve their wellbeing and independence, so they are able to live as independently as possible when they have returned to their own or more permanent accommodation. This is a joint initiative between Social Services and Housing Services and commenced in February 2021.

Since opening, Glan y Morfa has been consistently in use, offering two people temporary accommodation following discharge from hospital whilst they wait for more permanent housing.

Llys Yr Ial | NQS 4.2

Llys Yr Ial are self-contained apartments provide self-contained accommodation for adults with learning disabilities, autism, physical disabilities.

Where there is an assessed need, individuals receive appropriate care and support to enable them to live independently. The support provided focuses on developing their skills and each person has become more independent since moving there.

This model is providing residents with the opportunity to live independently and greater choice of the way that they lead their life in an environment where they are valued and treated with respect. The young people who live there have also formed strong friendships and social groups.


"It's good to have my own flat and I can see my friends"

"I like the independence"

Direct Payments | NQS 3.2

Direct Payments are monetary amounts made available by local authorities to individuals, their representatives and Carers to enable them to arrange bespoke solutions that meet their assessed care and support needs.

Direct payments are an important mechanism by which people can exercise choice, voice and control to decide how to achieve their needs for care and support and achieve their personal outcomes.



Tudalen 740

The use of Direct Payments has increased significantly during the year, with 498 people received a Direct Payment in Flintshire between July and September 2021. This represents the highest number of recipients per head of population of any Welsh Local Authority. Direct Payments support the delivery of 39% of the services people receive in their home.

“It provides the freedom to use the funds to enrich my son’s life in ways best suited to his needs and well-being. I recruit Personal Assistants for my son so that



he has a mix of ages and sexes and train them myself to help them better understand his needs”.

Working in partnership with a small local film company, Follow Films, the Direct Payments Team have supported Flintshire Direct Payments recipients to tell their unique stories of their lives and how direct payments have contributed towards them achieving positive outcomes and improved life experiences. The videos can be found embedded in sections of the Direct Payments Portal.

Direct payments enable individuals to enjoy new life experiences and develop their confidence.

“E was part of the Theatre Clwyd Summer of Fun 2021 scheme, and his continued enjoyment of performing has led to other opportunities. E has recently performed at the Story House in Chester with his Drama group.

When performing he comes alive. One day Evan is ‘going to be on the stage’ and would ‘love a job working as a holiday camp entertainer”.

To the left is a photo of him performing his puppet show in Alexandra’s Jazz Bar, Chester!

The Community Support Initiative (CSI) | NQS 3.1

In October 2018, organisations were commissioned to deliver services in the community for citizens in Flintshire who are living with a disability. Each contract was awarded to a different third sector organisation following a tender process, including [Keyring](#), [Deafness Support Network \(DSN\)](#), and the [Centre of Sight and Sound](#).

Each service was designed to deliver support for individuals in the community living with a disability, enabling and supporting their independence and maintain their wellbeing. As with many services, the pandemic has affected the way that these services have been delivering their support, and the past 12 months has been an opportunity to return to normal service delivery whilst also supporting with specific needs that the pandemic has made apparent.

The biggest 'highlight' from the past 12 months for the services has been engaging in the community face to face in a safe and consistent way, when restrictions have been eased.

"V absolutely loves attending the local Keyring hub and joining in on the variety of activities Outside Lives community group has to offer. V likes meeting new people and becoming more sociable. V feels less isolated and much happier."

Keyring

"I spoke to D on the telephone after a few weeks from issuing the Symbol Cane to see how she was getting on, D said that this has been a life changing piece of equipment that has given her confidence when out in the community with her husband or mum."

DSN

"He was so happy with the equipment. He could finally have a bit of independence back by being able to speak to people on the phone, organise his own appointments and speak to his family. He could also enjoy watching TV with his partner without her telling him to turn it down, or him relying on reading the subtitles."

Centre of Sight and Sound

Priorities for 2022/23:

- Continue to lead the North East Wales Community Equipment Service. | NQS 3.1
- Increase the use of the Progression Model across services to people with physical disabilities, and other service areas to support them to achieve their personal outcomes. | NQS 2.1
- Develop short term emergency accommodation for people who find themselves homeless or in need of accommodation urgently. | NQS 4.1
- To promote the creative use of direct payments with individuals and carers to meet their outcomes. | NQS 3.2

Section 4

Learning Disabilities

Tudalen 742

Together Learning Disability Programme

The Together Learning Disability Programme is a partnership involving the social care departments of the six local authorities in North Wales and Betsi Cadwaladr University Health Board. The project aims to co-produce services with people with learning disabilities and their parents and carers.

Sixty-eight projects have since been set up to support the North Wales Learning Disability Strategy 2018 to 2023 and more than 125 'roles' have been created for citizens and carers, building on their individual strengths.

The Scheme was shortlisted for a 2022 [Social Services Accolade](#) Award.

Learning Disabilities Services with Hft | NQS 2.2

The partnership with Hft for the delivery of services for people with learning disabilities has continued to strengthen and innovate. Hft deliver services for people with learning disabilities on behalf of the Council, through a day centre and a mix of day opportunities.

As part of the ongoing innovations in learning disability services, Abbey Metal has been relaunched as 'Abbey Upcycling'. The service, supports people with learning disabilities in three distinct activities which enable those supported to



develop a variety of new skills. Activities include upcycling bicycles, making and upcycling furniture and homewares, and using recycled electronics to make guitar pedals.

“We are really excited to be relaunching Abbey Upcycling as an eco-friendly project, reusing items that would normally be scrapped or end up in landfill, giving them a second life. The people we support are already seeing the benefits by learning new skills, trying out new activities and taking pride in seeing something they have worked on bring joy to other people.”

Jordan Smith: Regional Manager, Hft

As activities at Freshfield’s Café were suspended during the pandemic, the attendees had an opportunity to try out some community based activities, which allowed for fresh air and social distancing. This included maintenance of a walled garden at Greenfield Valley Heritage Park, weekly walks in the countryside, helping at allotments in Bagillt. The participants have decided they enjoyed these activities so much they would like to continue instead of returning to a catering setting. This has led to the development of a new day opportunities service called ‘Nature Force’.

Hft’s ‘Voices to be Heard’ group of individual with learning disabilities, continues to be active in supporting to develop the service. Recently the group decided on what entertainment, food and theme they would like for the upcoming summer ball and in the new catering services being developed at Hwb Cyfle. The group have also picked new names for part of the service and helped redesign and relaunch Rowley’s Pantry in to Caffi Dai.

Project SEARCH | NQS 2.2

Project SEARCH is an internationally recognised program dedicated to supporting people with learning disabilities gain the skills and experience to go in to full time employment.

Working with a Tutor and Job Coaches from Hft, the goal of Project SEARCH is to immerse young people, or ‘interns’ in to a true work environment. This includes going through initial induction and training, shadowing other employees, taking normal breaks, eating lunch with other staff signing in and out, providing and wearing the correct uniform, dealing with a supervisor and being evaluated on performance.

Over a year programme, each intern will have experience 3 different types of jobs with the host business, Clwyd Alyn Housing Association and other businesses around Flint.

“Being a part of Project Search has made a massive difference to my life, not just in a work aspect but in my personal life. The staff have been incredibly supportive especially during the Covid pandemic, I hadn’t received that support in School or College, so I’m extremely grateful that I have been given this opportunity otherwise I would have really struggled in life and I would be nowhere near as confident as I am now without them.”



When I started Project Search back in October 2020 I was a very shy person and I didn't really talk to people I didn't know and I was quite an anxious person who didn't have very much confidence in myself. With help from Project Search over the last two years and by believing in myself, I now can speak to people I don't know very well, I'm more willing to try new things that I would be too nervous to even attempt before and my confidence has grown massively and I know I can do anything I put my mind to.

On Project Search you have 3 rotations to complete whilst you're on the programme. For my first rotation I worked as a Community Assistant for Clwyd Alyn which really helped me build my confidence and prepare myself for the workplace. A Kickstart post came up for this role whilst I was still doing my placement, I decided to go for it and I got the job, I was ecstatic when I found out I cried! I have now been working for ClwydAlyn since January and since I have been learning so many new skills.

Since leaving Project search, I have been assigned a follow on Job coach from HFT who is amazing and has been helping me to keep growing my confidence and my resilience which is really important to me."

For the next Project SEARCH programme in 2022/23, a new partnership has been developed with GXO on Deeside Industrial Estate, who will act as the host employer for the under 25s programme. GXO are excited to have the young interns as part of their team.

The partnership with Clwyd Alyn Housing Association will continue, as they will become the host employer for the UK's first Project SEARCH for over 25 year olds. This new programme will be launched in the summer of 2022.

C2A | NQS 4.2

The Child to Adult (C2A) Team supports children from 0-25 years and their families. Younger children (aged below 16 years) are supported to achieve what matters to them throughout their early years and young people over 16 years are supported by C2A team through the changes that come through age eg. Leaving school, finding work, making new friends, developing interests.

Families of children and young people with disabilities are also supported by the team.

Flintshire has a successful transition process in learning disability service which supports individuals, families and carers with transition planning from 16 years of age. The individuals and families are supported by their Social Worker and plans are put in place for their move on into adult services. A team working with individuals meets monthly to make detailed plans for a young person and includes representatives from Education, Health, Careers Wales.

The team have reviewed and updated their staffing resource, with a full time Manager and 2 Senior Practitioners offering support to a diverse team of Social Workers, Community Care Officers and Children's Services Assistants. The team is continuing to review services and ways that these can be developed. Some of the things that are in development include:

- Increase local options for younger people to continue to learn and develop after leaving school. This will reduce the need for specialist residential colleges and give people the chance to live and work locally, retain family relationships and friendships, be more independent and less reliant upon formal support.

- Review the use of support to attend social groups. Currently everyone attending receives their own support, and by sharing this, people would have more options and support would be focused on those who need it.
- Continue to use Progression model in Supported Living arrangements, and expand the model in other areas of work supporting people with learning disabilities to become more independent and less reliant on formal support.
- Work regionally to ensure Flintshire benefits from the development of the Regional Learning Disability Employment Strategy, taking up opportunities offered by Department for Work and Pensions (DWP), Regional groups and local employers.

Priorities for 2022/23:

- Launch the Project Search programme for over 25 year olds. | NQS 4.2
- Further develop day opportunities services for people with learning disabilities | NQS 2.2

Section 4

Autism

Tudalen 746

In 2021, Welsh Government launched its Code of Practice on the delivery of Autism Services. Social Services has developed a local action plan covering aspects such as assessment, staff awareness and training, to ensure the duties as set out in the Code of Practice.

Some developments over the past years include:

- New [Autism pages](#) have been developed on the Council's website, providing people with information in one place on services and support for autistic individuals, their families, Carers and the professionals who work with them.
- Young people with lived experience have developed a Neurodevelopmental Awareness session to raise awareness of the value people with learning disabilities, autism and dyspraxia have in the workplace. The session will be delivered in Spring 2022.
- An Elected Member from Flintshire has become the Autism Champion for North Wales, and promotes autism awareness initiatives across the region, linking in to the Regional Partnership Board to ensure Flintshire have links to national and regional developments and practice.
- A new Social Work post has been created to support young people who have autism and other social care needs, to offer young people support to achieve their agreed outcomes.



IAS | NQS 1.1

Flintshire County Council continues to host the [North Wales Integrated Autism Service](#) (NWIAS) on behalf of the region and the Health Board.

The NWIAS offers continuity of support for Autistic individuals through the various transitions in their lives, and helps people achieve the things that are important to them. The service is for individuals who do not have moderate to severe mental health or learning disability.

The NWIAS has been active training and awareness raising and have held 'understand autism' groups online for adults who were newly diagnosed. A working training booklet is developed by the team and is released to attendees in chapters as they attend each week. Parent support training has also been developed and staff have been trained in 'teen life' building the skills and knowledge to support parents and carers of young autistic people aged 10 to 16.

The service continues to receive compliments for their work. One service user said:

"Without over-egging the pudding, you have provided me with the first step on an entirely new path in my life, and I am sure I will be thanking you again in the future for the success I am sure I can achieve now that I have a greater understanding of who I am, and who I have always been."



Priorities for 2022/23:

- Develop opportunities for Autistic individuals to access services locally.
| NQS 4.2
- Work to the action plan to further improve compliance with the National Autism Code of Practice.
| NQS 4.1

Section 4

Mental Health

Tudalen 748

Mental Health support from Social Services | NQS 2.2

Flintshire Social Services work in partnership with individuals and their families so people can live meaningful and independent lives in the community. Key to this is helping to prevent crisis, avoiding admissions to hospital and supporting discharges into the community.

The services use the 'recovery approach' to support people to live independently, to join in with social and leisure activities, be employed and take part in volunteering or education.

The support that a person may need will vary from person to person and the council provides flexible, person centered services to meet the individual's needs. This can include intensive and medium one to one support, as well as community based provision, as well as support to access employment and volunteering.

Next Steps provides support and guidance for people to enter education, training, voluntary work and employment. They can also support people to stay in work if already employed. Next Steps team works closely with other organisations such as Job Centre Plus, Careers Wales, FLVC's volunteer centre and local universities and colleges.

The team delivered an online 'Introduction to Volunteering' course in April 2021. Using an online

platform worked well for many as they were able to engage in a group, whilst still in a "safe space". Participants went on in to volunteering positions, two of them within mental health services. One individual is now accessing college.

"This course has really opened my eyes. Been an amazing group and tutors. I owe this course a lot and am so glad I took the step to do this course. Thank you for helping me."

"I cannot thank you enough for all the work you do and for all the effort you made with me since the early days. I was well and truly lost"

Flintshire's **Learning for Recovery and Well-being Programme** is a multi-agency developed initiative which promotes learning and social activities that are accessible locally to anyone in Flintshire struggling with their mental health and/or their carers. It is aimed to improve an individual's well-being through meeting new friends, developing confidence and learning new skills.

"I have been struggling with my mental health due to anxiety. This session made me realise if I am to remain a carer and be there for my family I need to do something for me that's relaxing and

enjoyable and teaches me a new skill. I have since enrolled on a floristry course and intend to pursue a career in floristry. Thank you for giving me the opportunity to gain confidence, meet new people and learn”.

“I just wanted to thank you for all the effort you put into organizing the Flintshire Wellbeing activities. I have been attending sessions for a few years now and have benefited immensely. Gaining new skills has aided my mental health, getting me out of the house when I would otherwise stay home, dwelling on things”.

Over the past year [Double Click Design](#) have developed a website for the program with Welsh Government funding at www.flintshirewellbeing.org.uk This complements the brochure which is also produced by Double Click.

During early 2022 the Wellbeing and Recovery Team extended its services from being one Wellbeing and Recovery Social Worker to two. The worker has been supporting the ‘**Life Warriors Group**’, established in April 2021. The group is a peer-led therapeutic support group for people with a diagnosis of, or people who identify with

the characteristics of ‘personality disorder’ (PD). The group provides members with a regular and therapeutic, peer led safe space for people to share their experiences around struggling to maintain relationships, risk taking and emotional regulation. It was set up due to their being no specialist support available in this area for people with these experiences despite demand being high.

“I’d just been diagnosed with Bi-polar Disorder and I was asked if I’d like to join this group. And so I did because there’s nothing else out there and the NHS don’t seem to have anything. This was the first thing that’s actually helped me... it’s helped me because there are other people in my situation that understand. My confidence has grown tremendously. All these wonderful people in this group are my family. Whenever I’m struggling in the week, all I’ve got to do is hang on until Wednesday...it helps me stay a bit more stable than I normally would”.

In February 2022, the group submitted a report to the Welsh Government Health and Social Care committee as a response on their consultation on inequalities in mental health. Their paper can be accessed [here](#).

Priorities for 2022/23:

- The Life Warriors have plans to become a peer run group and to extend to another group which they will help to support. | NQS 1.1
- Next Steps are now running their advanced volunteering program as a step up from the one they ran last year. | NQS 3.2.

Section 4

Carers

Tudalen 750



We are proud of the range of services available for Carers in Flintshire, all of whom have been working tirelessly with carers.

Services for carers can be accessed through a 'gateway' with [Newcis](#) who can then refer and signpost to other services and sources of support based on needs. This could include a carers needs assessment, access to sources of funding, referral in to specialist services for parent carers and carers of people with substance misuse and mental health issues, as well as young carers support.

Young Carers Support Service | NQS 1.1

Young Carers provide essential support to their families and loved ones and the Council greatly values them for their commitment and selflessness. The Young [Carers Support Service](#) delivered by Newcis provides a single and open access point for all young carers up to the age of 25 years old, their families, professionals and partner organisations. The pandemic has been a particularly challenging time for young carers, and the service has helped young carers have a break from their caring role by providing groups, activities, trips, grants, counselling and respite.

"The Young Carers service feels like it has always been part of our family. They are like another family member who is there to help out and support you, someone to rely on. I know that can get in touch

and they will help support us. The boys get a lot from being involved with the service and the staff have made a huge difference to them."

North Wales Young Carers ID card

| NQS 2.2

In March 2022, the North Wales [Young Carers ID card](#) celebrated its first anniversary on Young Carers Action Day. The ID card aims to help professionals including doctors, teachers and pharmacists to recognise young carers to ensure that they can offer the appropriate support they need and deserve. As of March 2022, there were 258 young carers registered with Newcis and 72 with an ID card in Flintshire.

Bridging the Gap respite scheme

| NQS 2.2

Additional funding from Welsh Government through the Emergency Respite Grant enabled work with partners to extend the support available through additional resource to the award winning '[Bridging the Gap](#)' respite scheme.

Throughout the pandemic, the scheme has been overwhelmed with applications, and the additional funding directed to this has benefitted a great many Carers. As part of using the Bridging the Gap

funding innovatively, the 'Bridging the Gap Family Grant' has been introduced. This can be used to help with costs for a family member to come and offer support with practical or caring tasks, or to cover their expenses if they take the cared for individual out for the day, as respite for their primary carer.

Through the funding, Carers were supported via NEWCIS and the Council's Direct Payments Team to access a [Direct Payment](#) to support with respite based on their Carers Needs Assessments. Carers were identified who had received support through embedded methods, but needed something different to support their needs.

The funding has been used to:

- Reducing demand on family members
- A noticed improvement in the health and well-being of the carer
- Enabled family member to continue to volunteer
- Build and approach to support multiple caring roles

Innovative use of Direct Payments will continue to be explored in the next financial year.

Input from Carers has been essential in helping us to develop local actions and priorities for Flintshire's Dementia Strategy. There is more information about this in section 4 (b).

Priorities for 2022/23:

- Developing the Direct Payment offer for carers. | NQS 3.2
- Further development of Young Carers Service - young carers ID card. | NQS 2.2

Section 4

Promoting and Improving the Well-being of Those We Help

Tudalen 752

safeguarding

Liberty Protection Safeguards | NQS 4.1

Social Services and their partners will see a change in procedures with the implementation of the Liberty Protection Safeguards (LPS), which will apply to everyone over the age of 16. The new safeguards will provide important rights and protections for people who lack the mental capacity to agree to care, support or treatment arrangements, where these arrangements amount to a deprivation of a person's liberty. These procedures will replace the current Deprivation of Liberty Safeguards.

The UK and Welsh Governments are consulting on the draft Regulations and Code of Practice. Local Safeguarding Teams are closely following the developments and colleagues are already beginning to plan for the implementation of the new Liberty Protect Safeguards in 2022. NQS: 4.1.

Violence Against Women, Domestic Abuse and Sexual Violence (VAWDASV) learning module | NQS 4.1

Employees continue to be encouraged to complete the Welsh Government's VAWDASV e-learning module 86% of the Social Services workforce have completed the module as of March 2022.

All new employees are required to complete the module as part of their induction.

Priorities for 2022/23:

- Prepare for the implementation of the new Liberty Protect Safeguard procedures. | NQS 4.1
- Continue to promote the corporate safeguarding e-learning package. | NQS 4.1
- Continue to ensure that statutory responsibilities for the safeguarding of adults and children are met. | NQS 2.1
- Contracts for Advocacy services will be reviewed. | NQS 1.1

Section 5

How We Do What We Do

a) Our workforce and how we support their professional Roles

Tudalen 753

The Workforce Development Team | NQS 1.2

Our Workforce Development Team offer training through both internal and external trainers using both face to face and online platforms. Training is free and accessible to those working (paid or unpaid) in social care across Flintshire including our independent and voluntary sector services. The team have responsibility for direct training delivery and development of bespoke developmental sessions. Each year we develop an annual training directory which is developed against sound analysis from a needs assessment; reviewed against the new qualification frameworks and evaluation of previous courses.

We support internal social work students throughout the journey of their social work qualification and in their first 3 years in practice.

Our Assessors support social care staff to complete their Health & Social Care qualifications. These qualifications are available for individuals working in adult's services: older people, mental health, learning disabilities, residential and domiciliary care.

Achievements during 2021 /2022:

- Facilitated over 321 training sessions (an increase of 44% on last year) on 111 subject matters (an increase of 44% on last year) through continually adapting our training in line with emerging priorities and presenting challenges. In excess of 3000 candidates attended these sessions (an increase of 20% on last year).
- Development of a programme of teaching and learning for the core qualification in social care that is fit for purpose and meets City & Guilds requirements.
- The Assessment Centre had a very positive EQA (External Qualification Assessment report from a visit in January 2022).
- Supported 8 new student social work trainees and continued to support existing social work students in their year 2 and 3 qualification.
- Began supporting a 4 year part time degree course in partnership with Coleg Cambria for an Occupational Therapy traineeship.
- Continue to work with Communities for Work to deliver the 'Pathway in to Social Care' course offering qualifications and an insight in to working in social care.

"I feel truly blessed to have had this opportunity to attend the course as it gave me an excellent footing to confidently apply for employment in social care. I am now pleased to say that I been successful in gaining a position with Flintshire County Council as a Learning Disability Support Worker."

Supporting Flintshire Staff | NQS 1.2

Throughout the pandemic, all staff have been offered access to CareFirst, an employee assistance programme. CareFirst offers support around work place stress, problems and managing work life balance.

"My assessor, met up with me following each module to give me some pointers as to where I needed to strengthen my knowledge. I found that if I needed a little extra help, she was always keen to make time to support me. This helped build my confidence and belief that I would have the right skills and information available to me to be successful".

During the Pandemic, staff have been provided with equipment and IT support to ensure a safe and stress free home working environment.

Priorities for 2022/23: | NQS 1.2

- A clear commitment to support and encourage the workforce to be able to access training bilingually where available in line with the 'Mwy na Geiriau' strategic framework.
- Continue to support providers and social care staff and managers to complete the required management qualifications to register with Social Care Wales.
- We will work to help increase the digital skills of our workforce, enabling them to work and learn using appropriate technology.
- We will continue to support staff to complete:-
 - Level 2 Award in Dementia qualification
 - Level 2 Health and Social Care: Core qualification
 - Level 2 Health and Social Care: Practice (Adults)
 - Level 3 Health and Social Care: Practice (Adults)
- Continue to support both social work qualifying training and post qualifying training in Wales, including the First 3 Years Framework requirements for all post qualifying Social Workers new into post.

Section 5

b) Our Financial Resources and How we Plan for the Future

ICF fund

The Welsh Government's Integrated Care Fund (ICF) programme has supported the delivery of revenue and capital based projects under four structured themes:

- Older People - including alternative support services to avoid hospital admission and support discharge, increased capacity for residential and home based care and social prescribing service models.
- Early Intervention – providing targeted and preventative support for families, including repatriation services and support and reduce risks for vulnerable people.
- Learning Disability – providing care and support for children with disabilities or complex care needs, including respite services and progression for young adults to increase independence.
- Dementia – increased focus on home and community based support and engagement for people living with dementia and their carers.

Although the ICF programme is due to come to an end in March 2022. ICF will then be replaced by a new five year Regional Integration Fund (RIF). The RIF programme will promote collaborative working between the Council, Health Board, independent and third sector providers to implement six priority models of care:

- Community Based Care - Prevention and Coordination
- Community Based Care - Care Closer to Home
- Home from Hospital
- Supporting Families to stay together safely and therapeutic support for care experienced children
- Accommodation Based Solution
- Promoting good emotional health and well-being

Social Value

The Council have adopted the definition of Social Value as set out by Social Value UK: "Social Value is a way of thinking about how scarce resources are allocated and used. It involves looking beyond the price of each individual contract and looking at what the collective benefit to a community is when a public body chooses to award a contract." The Council looks to give a monetary value to these additional benefits.

Flintshire's social value programme since its implementation has thrived, with around 90% of all procurement activity supported to include social value. Between January and September 2021, over £2.2m actual social value has been recorded as delivered in Flintshire.

The actual social value which has been delivered has returned significant social, economic and environmental outcomes locally to Flintshire. Some key highlights include over £1.6m spend in local supply chain supporting economic

growth, 37 employment opportunities for local residents (both new and sustained opportunities), over 226 volunteering hours invested to support local community initiatives and in excess of 190 Apprenticeship training weeks delivered.

During the National Social Value Conference Wales 2021, the Council was highlighted by Hannah Blythyn, Deputy Minister for Social Partnerships, as a local authority in Wales who are leading the way in the successful application of social value through commissioning and procurement.

Planning for the Future

The Council have been contributing data and information to the development of the next North Wales Population Needs Assessment. The assessment will be produced by the six North Wales councils and Betsi Cadwaladr University Health Board. The Population Needs Assessment sets out current and projected need and demand for care and support, and the range and type of services that will be required to meet that demand.

The Assessment will form the foundation for the development of future provision across the region's health and social care sector, ensuring that peoples' needs are met sufficiently. The Assessment will be published in April 2022 on the [Council's website](#).

The Population Needs Assessment will be followed in 2022 by a Market Stability Report. This regional report will provide an assessment of:

- the sufficiency of care and support in meeting the needs and demand for social care, as set out in the Population Needs Assessment, and
- the stability of the market for regulated services providing care and support.

Alongside this, Flintshire's Public Services Board are producing an Assessment of Wellbeing in Flintshire. This well-being assessment is then used as a basis to develop the area's wellbeing plan. The full assessment will be published [here](#), and a Wellbeing Plan will be developed in 2022.

This information, and the priorities in this report will be reflected in Flintshire County Council's current [Council Plan](#), which will soon be refreshed.

Section 5

c) Our partnership Working, Political and Corporate leadership, Governance and Accountability

Who we are

Elected Members represent the residents of Flintshire and play an important part in the governance of the Council. They agree the Council's priorities and approve policies to deliver its continuous improvement. Flintshire Council has 70 Elected Members [Elected Members](#) who represent their ward interests and participate in full Council meetings to oversee the performance of all aspects of the Council.

One Member is elected by their peers to represent each portfolio area. These are known as Cabinet Members and together with the Leader and Deputy Leader, Chief Executive Officer and Chief Officers, they form the Council's Cabinet.

How we make decisions

Each Cabinet Member is supported by Overview and Scrutiny Committees, and for Social Services this is the Health and Social Care Overview and Scrutiny Committee. Because of the close working relationship with the Education and Youth Portfolio, the Council also holds joint Health and Social Care and Education and Youth Scrutiny Committee meetings, to discuss services for children and young people that cut across both social services and education. The Council Leader, Deputy Leader and Cabinet Member for Social Services are also involved in the social services work programme through the Social Services Programme Board

and the Cabinet Member also attends the Social Services Management Team meetings, which have continued virtually every month. The officers of the Council are led by the Chief Executive Officer who is supported by Chief Officers responsible for each of the portfolio areas. The Chief Officer for Social Services has the statutory "Director of Social Services" role. The Council's structural arrangements for both members and officers are clearly laid out. The constitution details how the Council operates, how decisions are made and the procedures that are followed to make sure that these decisions are efficient, transparent and accountable to local people.

The Council also has its own internal governance through a system of internal audit. The outcomes of audits are monitored by the Audit Committee and officers can be called to give evidence to the committee should concerns be raised regarding their service areas.

Our partnership working

Flintshire has a strong record of partnership working, and in Section 4 we describe some of the services and initiatives that we have developed with other bodies and agencies. At the heart of our collaborative culture is the Flintshire Public Services Board. Established in April 2016, this statutory body is made up of senior leaders from public and voluntary sector organisations. It aims to ensure that statutory and third sector partners work together to

manage shared priorities through collaboration, and these priorities are set out in the [Assessment of Well-being in Flintshire 2022](#).

The North Wales Regional Partnership Board was also established in 2016 and has a membership representing statutory bodies, third sector partners, carers and users of services. The Board works to enhance the integration, efficiency and effectiveness of outcomes-focused care and support services in North Wales, and has been successful in its bid for a new Welsh Government fund made available to transform health and social care services in Wales. The Council and Health Board continue to work closely together, with strategic meetings between the chief executives and leaders taking place bi-annually. Many joint operational meetings happen throughout the year, including a six monthly special scrutiny meeting where health colleagues are invited to attend and take questions from elected members. Relationships with the voluntary sector continue to be strengthened by our involvement with the Voluntary Sector Compact. This three-way partnership between the Council, Health Board and voluntary sector facilitates mutual understanding in respect of roles and responsibilities, and enables opportunities for partnership working to be fully utilised. Membership comprises the Chief Officer and Chair of Flintshire Local Voluntary Council, other voluntary sector members, the Chief Executive and Leader of the Council, and a Senior manager from the Health Board.

Section 6

Come and Join Our Care Team

Tudalen 758

Come and Join Our Care Team!

*Make a difference to the
lives of people in your community*

*Support people to live their best
lives in their own homes*

*Support people to stay as
independent as they can be*

*Work as part of a dedicated,
professional, supportive team*

If you answer YES you are exactly
who we are looking for!

We are looking for workers with the right
values – experience is not necessary as
full training will be provided.

For more information about a secure,
rewarding career with a huge range
of benefits with a range of hours and
shift patterns available please contact
us on 01352 701317 or via email
socialservicesrecruitment@flintshire.gov.uk.

“Thank you for all the wonderful care you gave to our mum. Your care, kindness and concern was above and beyond anything we could have imagined. Our mum has been so happy there and just loved the banter and laughter. She loves you all! You’re such special people”



Section 7

Accessing Further Information and Key Documents

Tudalen 759

Social Care Legislation & Information Links:

National Outcomes Framework for people who need care and support and carers who need support

Regulation and Inspection of Social Care (Wales) Act 2016

The Social Services and Well-being (Wales) Act 2014

Well-being of Future Generation (Wales) Act 2015

North Wales Population Needs Assessment

North Wales Safeguarding Board

An-Assessment-of-Well-being-in-Flintshire-2022

Flintshire County Council's Key Strategic Documents Links:

Council Plan 2018-23

Corporate Parenting Strategy 2018-2023

Digital Flintshire 2017 - 2022

Glossary of Terms

Advocacy

The act of speaking on the behalf of or in support of another person.

Betsi Cadwaladr University Health Board (BCUHB)

The largest health organisation in Wales, with a budget of £1.3 billion and a workforce of over 17,000 staff. Providing primary, community, mental health and acute hospital services for the population of North Wales.

Children Looked After

A child is looked after by a local authority if a court has granted a care order to place a child in care, or a council's children's services department has cared for the child for more than 24 hours.

Community Services Transformation Programme

A Welsh Government funded programme of work between the council, Health Board and Third Sector Partners to ensure that health and social care services for older people (in the first instance) are well co-ordinated, achieve what matters to individuals and provided as close to home as possible.

Deprivation of Liberty Safeguards

Provide a legal framework that protects people living in care homes or hospitals who are vulnerable because of mental disorder and who lack the mental capacity to make decisions about their own accommodation and care needs.

Direct Payments

Give users money directly to pay for their own care, rather than the traditional route of a Local Government Authority providing care for them.

Extra Care

Housing designed with the needs of service users in mind that provides varying levels of support which is available on site and promotes independent living.

Flintshire Local Voluntary Council (FLVC)

The umbrella and support organisation for over 1200 voluntary and community groups based in Flintshire.

HFT

Formally known as Home Farm Trust. Flintshire County Council have commissioned HFT to deliver day services and work opportunities for people with learning disabilities in the county.

Integrated Care Fund (ICF)

A Welsh Government fund that "aims to drive and enable integrated working between Social Services, Health, Housing, the third and independent sectors.

Liberty Protection Safeguards

Liberty Protection Safeguards (LPS), will replace the current Deprivation of Liberty Safeguards, in safeguarding the rights of people who are under high levels of care and supervision but lack the mental capacity to agree to care, support or treatment arrangements, where these arrangements amount to a deprivation of a person's liberty.

Multi Systemic Therapy (MST)

MST is an intensive family and community based clinical intervention for children and young people aged 11-17, where young people are at risk of out of home placement in either care or custody.

Outcomes-focused

The definition of outcomes is the impact or end results of services on a person's life. Outcome focused services and support therefore aim to achieve the aspirations, goals and priorities identified by service users (and carers) – in contrast to services whose content and/or form of delivery are standardised or determined solely by those who deliver them.

Regional Integration Fund (RIF)

RIF replaces the current Integrated Care Fund (ICF). It brings together ICF and the Regional Transformation Programmes under a single 5 year funding programme .

Person-centered Care

An approach that moves away from professionals deciding what is best for a patient or service user, and places the person at the center, as an expert in their own experience. The person, and their family where appropriate, becomes an equal partner in the planning of their care and support, ensuring it meets their needs, goals and outcomes.

Respite

A short period of temporary care in order to provide rest or relief for carers who require a break in their role

Responsible Individual

Someone in charge of providing the service at an organisation or local authority.

Safeguarding

A term used to denote measures to protect the health, well-being and human rights of individuals, which allow people to live free from abuse, harm and neglect

Social Enterprise

An organisation that applies commercial strategies to maximise improvements in human and environmental well-being - this may include maximising social impact alongside profits for external stakeholders.

Social Value

Social value looks beyond the financial cost of a service and considers what wider additional benefits to the community can be generated. Implementing the Social Value Strategy will be a key element in delivering the Well-being of Future Generations Act.

Statutory Services

Services provided by the Local Authority as a matter of course, examples of these types of services are domiciliary care and respite breaks.

Step up / step down

This provision enables professionals to support an individual's return to independence, as an alternative to hospital admission or to support discharge from hospital. Sometimes called 'discharge to assess'.

Third Sector

The part of an economy or society comprising non-governmental and non-profit making organisations or associations, including charities, voluntary and community groups, co-operations etc.

Well-being

The state of being comfortable, healthy or happy.

Appendix 1

Adult Social Services

No of contacts received for Adults by the SPOA team **6,615**

No of people who received advice and assistance **4,849**

No of new assessments completed during the year **3,242**

Percentage of assessments that went on to have a care and support plan to meet their outcomes **28%**

No of contacts should also include people who received help from the social prescribing service

On the last day of the year we were helping **1,094** people over the age of 65 to live at home and **499** Older people in care homes

Average age of adults entering residential care homes **82 yrs**

% of people with a package of support who had their care plan reviewed within timescales **42%**

No of people who completed a package of reablement during the year **374**

No of adult carers who were identified and referred to our carers service **1,719**

No of people who commissioned their own services through a direct payment **358**

No of adult safeguarding reports received during the year **755**

% of those which progressed to Section 126 enquiries which were completed within 7 days **92%**

No of cases waiting to be allocated for a Deprivation of Liberty Safeguards assessment in Flintshire **291**

Children's Services

No of contacts received by statutory services between 1st of April 2021 and 31st of March 2022 **12,910**

No of those contacts who were provided with advice or assistance **9,894**

Total no of families that received information and support through the Early Help Hub **1336**

No of children on the Flintshire Child Protection Register on the 31st of March 2022 **128**

Eitem ar gyfer y Rhaglen 19



CABINET

Date of Meeting	Tuesday, 12 th July 2022
Report Subject	Welsh Government (WG) Programmes – Summer of Fun and Winter of Wellbeing
Cabinet Member	Leader of the Council and Cabinet Member for Education, Welsh Language, Culture and Leisure
Report Author	Chief Officer (Education & Youth)
Type of Report	Operational

EXECUTIVE SUMMARY

During the spring of 2021 the Children's Commissioner for Wales initiated a discussion with Welsh Government and local authorities about the need to make provision for children and young people to have access to fun activities to try and mitigate the impacts of the pandemic on their emotional, social and physical wellbeing. Welsh Government made funding available to local authorities and other national organisations to deliver a 'Summer of Fun'.

This was successfully delivered in Flintshire alongside our play schemes and reported to Education Overview & Scrutiny Committee in December 2021. The success of the scheme, which was independently evaluated, resulted in Welsh Government providing more funding for a 'Winter of Wellbeing programme over the winter of 2021-2022 and has recently confirmed additional funding for another 'Summer of Fun' this year.

This report provides an overview of the Council's delivery of these programmes and the Welsh Government evaluation report.

RECOMMENDATIONS

1	Members are reassured that children and young people in Flintshire have benefitted from Welsh Government funding through the Winter of Wellbeing Programme.
---	---

2	Members are satisfied with the arrangements for the Summer of Fun programme for 2022.
3	Members acknowledge the feedback from the national evaluation of these Welsh Government programmes which provide evidence of their positive impact on children and young people.

REPORT DETAILS

1.00	EXPLAINING THE NATIONAL EVALUATION OF THE SUMMER OF FUN PROGRAMME 2021
1.01	Members of the Education, Youth and Culture Overview & Scrutiny Committee received a report in December 2021 which provided an overview of the successful provision of a 'Summer of Fun' – a Welsh Government funded initiative designed to provide children and young people with positive and fun activities during the summer of 2021. In Flintshire, this was delivered alongside our very successful and long standing summer play scheme offer. This report is attached at Appendix 1 and the committee welcomed the opportunity to receive further updates in the future.
1.02	<p>Initiated by the Children's Commissioner for Wales and funded by Welsh Government, the focus of the Summer of Fun was on developing interactive, creative and play-based initiatives for children and young people from the age of 0-25 that were free and accessible, available in Welsh, English and bilingually. There was a focus on children who were already disadvantaged before the pandemic, including disabled children, children of black, Asian, ethnic minorities, children who are 'looked after' and those on the edge of care, as well as children who had been effected by Covid-19 themselves due to bereavement, trauma and illness.</p> <p>The Council, supported by some of its key partners, delivered a successful programme of activities under the 'Summer of Fun' banner between July and September 2021.</p>
1.03	<p>Welsh Government commissioned an evaluation of the 'Summer of Fun' programme by an independent company, Ecorys. The evaluation aims were to assess the programme; how it was implemented across local authorities; perceived outcomes for its participants and to gather learning to inform future policy and practice within Welsh Government.</p> <p>At the time of the report being presented to the Education, Youth and Culture Scrutiny Committee in December, the national evaluation report on the Summer of Fun Programme 2021 was not available. It has since been published with conclusions and recommendations for Welsh Government and providers.</p>
1.04	The evaluation evidence was gathered from qualitative interviews with 15 senior stakeholders, 19 local authority Summer of Fun leads, and 27 children and young people across Wales. A breadth of views were gained

	<p>from 969 programme participants and 249 providers, who completed an online survey. Management information was analysed from 409 providers. A virtual round table event involved discussion of early findings with local authority leads and providers and co-development of the conclusions and recommendations.</p> <p>Senior officers from Flintshire County Council contributed to this evaluation process through the provision of management information and attendance at national review events.</p>
1.05	<p>The evaluation report for the 'Summer of Fun' 2021 is included at Appendix 2.</p> <p>The reports reflects the positive engagement of children and young people across Wales, which mirrored the experiences and feedback of our children, young people and their families locally. It also acknowledged the challenges that providers had managed to overcome, particularly the need to pull together a comprehensive offer in very limited timescales. The success of our programme in Flintshire was a reflection of the commitment of our staff and the well-established partnership working with other local providers.</p> <p>The outcome of the positive evaluation was that Welsh Government offered further funding for the provision of a 'Winter of Wellbeing' programme.</p>
	EXPLAINING THE WINTER OF WELLBEING PROGRAMME 2021-22
1.06	<p>In late October 2021 the Council received confirmation that it would receive additional funding to provide a 'Winter of Wellbeing' programme totalling £302,753. There was also an additional element of capital funding of £152,000 to improve resources to support children's play by supporting local Play Sufficiency Assessments. Individual schools and funded early years settings also received a funding allocation under the same banner of 'Winter of Wellbeing' to be able to offer enrichment activities to their pupils.</p>
1.07	<p>As with the previous Summer of Fun programme, the priority was to support the wellbeing of children and young people by:</p> <ul style="list-style-type: none"> • providing the space and time for play, supporting their fun and the opportunity to express themselves through play; • community based interactive, creative and play-based initiatives for all ages; • providing opportunities to develop and build their social skills by providing opportunities to engage with friends and peers; • creating space and opportunity for free play and physical activity.
1.08	<p>Building on the experiences from the 'Summer of Fun' and consolidating partnership working with a number of key agencies, the Council was able to deliver a wide-ranging programme in both English and Welsh across the age range of 0 to 25 years.</p> <p>These included :</p>

- Residential adventurous activities at the Urdd Centre at Glan Llyn and at the ROWEN centre in Conwy, building skills and confidence, including health and wellbeing training and a first aid certificate as well as improving Welsh language skills.
- Arts and crafts sessions within ten Flintshire youth clubs, involving over 100 young people, focusing on creative skills as well as mental wellbeing. The funding also supported the membership fees of the Urdd enabling young people to submit their creations into the Arts and Crafts competition of the Urdd Eisteddfod recently held in Denbigh.
- Music/song writing sessions for young people from our Welsh medium secondary school, Ysgol Maes Garmon, to enable them to reflect on their experiences of the pandemic and improve their coping strategies. This has resulted in a Welsh song titled 'Dal i Ddod' (Still to Come) being composed, recorded and published on You Tube. It was formally launched at the Urdd Eisteddfod and Welsh Government celebrated it by having it playing in their official pavilion during the week of the Eisteddfod. A link to the song is included under the List of Accessible Background Documents below.
- 45 health and wellbeing packs being provided to care leavers and other vulnerable young people.
- Play sessions in schools and communities e.g. Kicks for Kids to promote physical and mental health.
- Cultural, sports and leisure activities to families who have sought sanctuary in Flintshire.
- Traditional countryside and farming skills for youngsters aged 18-25 at risk of disengaging from education, employment and training to promote confidence, resilience, perseverance, social skills and collaboration.
- Pathway to Work Programme to increase employability skills through fun activities delivered by Aura. 24 young people gained valuable qualifications in First Aid, Safeguarding, Dragon Sports, Sports Leaders and positively experienced the world of work.
- Emotional Coaching and Intuitive Thinking programmes designed to improve personal decision making.
- 500 book bags distributed through Aura Libraries to promote reading and literacy skills – an English and a Welsh Version of 'The boy, the mole, the fox and the horse' by Charlie Mackesy. School visits to libraries supported.
- Gym sessions in Aura facilities to promote physical health and wellbeing – 360 pupils accessed gym passes.
- Holiday sports clubs – 100 children's places supported
- Football camps – 400 spaces provided
- Skate Parks – 500 free passes provided
- Soft play – 300 free passes provided
- Ten Pin Bowling – 100 hours' worth of lane times
- Family Swimming Pods – 35 families
- Swimming Lessons – 50 blocks of swimming lessons to teens
- Forest Schools Sessions – 40 families with under 5s
- A range of different activities focussed on individuals at risk of becoming NEET (not in employment, training or education) and at

	<p>risk of substance misuse or anti-social behaviour e.g. fishing lessons, graffiti workshops, Lego project, photography, cookery.</p> <ul style="list-style-type: none"> • Theatre projects – workshops, theatre groups, music lessons in the community, creative wellbeing packs. • Welsh Language parent and toddler groups - 22 families supported. • Spring Half Term Holiday Play sessions in a registered childcare setting – 45 children supported. <p>This list is not exhaustive but demonstrates the range of activities that were offered, particularly for the ‘harder to reach’ group of older teens and the increased provision for activities through the medium of Welsh.</p>
1.09	The Winter of Wellbeing programme has also been independently evaluated but the publication of the report has been delayed until the autumn.
	EXPLAINING THE ‘SUMMER OF FUN’ 2022
1.10	In March 2022, Welsh Government confirmed that funding would be made available again to deliver a ‘Summer of Fun’ programme for 2022. Flintshire’s allocation is £276,559.
1.11	<p>This package of support aims to build on the success of the previous schemes and to continue important support for the wellbeing of children and young people aged 0 – 25 years.</p> <p>The guidance issued to all providers requires us to ensure:</p> <ul style="list-style-type: none"> • a universal entitlement to free at the point of entry play, sporting and cultural activities for all children and young people aged 0-25 to help towards reducing the cost of living for families across Wales; • further support for the physical, emotional and social wellbeing of participating children and young people aged 0-25, enabling them to better engage with learning and to reengage with wider society; and • further sustainability for the providers operating in this space, to move towards a more sustainable footing both financially and in terms of what they can offer to children, young people and their families.
1.12	<p>In their bids, providers should :</p> <ul style="list-style-type: none"> • Ensure there is an inclusive and balanced programme of age appropriate activities, easily accessible by all children and young people who want to take part; • Provide equality of access for children and young people – this may mean tailoring or increasing some services to address inherent disadvantages; • Offer a range of play, sporting, cultural and other activities for children and young people in a variety of settings; • Make provision available in Welsh or English. Bilingual provision may be appropriate in some circumstances, but

	<p>should not be used in place of specific and dedicated Welsh medium provision.</p> <ul style="list-style-type: none"> • Wherever possible, activities should be held in accessible locations that can be accessed on foot or by public transport.
1.13	<p>The well-established team of officers and key partners have reconvened to develop the summer offer for 2022 within the funding envelope and plans have been submitted to Welsh Government which have been approved.</p> <p>There has been significant learning over the delivery of the last two programmes to understand the range of activities which are valued by children, young people and their families and many will be repeated again this summer as they have proven to be successful and rewarding.</p> <p>The offer will encompass all ages and consolidate our partnership working with key organisations such as Theatr Clwyd, Aura Libraries & Leisure, NEWCIS, Menter Iaith Sir y Fflint a Wrecsam as well as joint working across Council departments including Education & Youth, Children's Services and the Early Years/Childcare Team.</p> <p>The Summer of Fun offer will also enhance our traditional summer play scheme programme delivered in conjunction with Town and Community Councils. The funding will support children with disabilities to participate in their local play scheme by the provision of 'buddies' and will also have a stronger element of Welsh language provision after the positive feedback received from children about having the opportunity to use their Welsh language skills informally at play scheme sessions.</p> <p>The Summer of Fun programme will be advertised through the Council's social media channels, website and Family Information Service. Partners will also use their usual communication channels and Welsh Government have provided a media support pack.</p> <p>The tag line is: Haf o Hwyl / Summer of Fun.</p>

2.00	RESOURCE IMPLICATIONS
2.01	<p>There are no additional financial resource implications in relation to this report as the Summer of Fun is a fully grant funded Welsh Government programme.</p> <p>There has been, however, a significant commitment of officers' time in addition to their usual roles and responsibilities to develop and deliver the Summer of Fun programme.</p>

3.00	IMPACT ASSESSMENT AND RISK MANAGEMENT
3.01	N/A.

4.00	CONSULTATIONS REQUIRED/CARRIED OUT
4.01	Welsh Government have undertaken consultation and evaluation activities in relation to the 'Summer of Fun' and 'Winter of Wellbeing' programmes.

5.00	APPENDICES
5.01	Appendix 1 – EY&C Scrutiny Report Summer of Fun Dec 2021 Appendix 2 – Summer of Fun 2021 Evaluation Report Appendix 3 – Welsh Government Guidelines for Summer of Fun

6.00	LIST OF ACCESSIBLE BACKGROUND DOCUMENTS
6.01	Dal i Ddod Song – https://youtu.be/Y3lnoWA_Gq0

7.00	CONTACT OFFICER DETAILS
7.01	Contact Officer: Claire Homard, Chief Officer (Education & Youth) Telephone: 01352 704190 E-mail: claire.homard@flintshire.gov.uk

8.00	GLOSSARY OF TERMS
8.01	Summer of Fun – a Welsh Government initiative to provide a range of activities for children and young people aged 0-25 during the summer holiday period 2021. Menter Iaith Sir y Fflint a Wrecsam - an independent community organisation working to increase and strengthen the use of Welsh locally. Menter Iaith organise community events, host activities for children and families, and help businesses and services who wish to use more Welsh.

Mae'r dudalen hon yn wag yn bwrpasol



EDUCATION, YOUTH & CULTURE OVERVIEW AND SCRUTINY COMMITTEE

Date of Meeting	Thursday, 2 December 2021
Report Subject	Flintshire Summer Playschemes and Summer of Fun
Cabinet Member	Leader of the Council and Cabinet Member for Education
Report Author	Chief Officer (Education & Youth)
Type of Report	Operational

EXECUTIVE SUMMARY

The summer holiday period in Flintshire was particularly busy this year with two key programmes of activity to support children and young people.

2021 was the 26th year for the successful delivery of the Flintshire County Summer Playscheme programme. There were 55 summer playscheme site locations in towns and villages across the county. There were a total of 2,779 individual child registrations and a total recorded attendance for the 6 weeks of the playschemes of 14,019 children and young people.

In June 2021 Welsh Government launched its 'Summer of Fun' programme which was jointly developed with the Children's Commissioner for Wales, (CCfW) and the Welsh Local Government Association (WLGA). Welsh Government made £5m available across Wales and Flintshire received an allocation of £218,000 to deliver a 'Summer of Fun' for children and young people from the age of 0 to 25 to help to alleviate some of the negative impacts of the necessary restrictions in response to the Covid-19 global pandemic.

This report provide details of how both programmes – Summer Playschemes and the Summer of Fun were delivered in Flintshire.

RECOMMENDATIONS

1	Members are reassured that children and young people in Flintshire had the opportunity to access and benefit from a range of suitable activities over the summer holidays through the Flintshire Playschemes and Summer of Fun programme.
---	---

2	Members acknowledge the significant effort by council officers and officers in key partner organisations in delivering these successful programmes, particularly within challenging timescales.
---	---

REPORT DETAILS

1.00	EXPLAINING THE FLINTSHIRE SUMMER PLAYSCHMES AND SUMMER OF FUN
1.01	<p>FLINTSHIRE COUNTY SUMMER PLAYSCHME 2021</p> <p>2021 was the 26th year for the successful delivery of the Flintshire County Summer Playscheme programme. There were 55 summer playscheme site locations in towns and villages across the county (See Appendix 4). There were 2,779 child registrations and a total recorded attendance for the 6 weeks of 14,019 children and young people.</p> <p>To avoid any inequalities as a result of any limited access to digital devices, there were opportunities for families to register manually for the play schemes as well as online. Information about the playschemes were widely advertised (See Appendix 1).</p>
1.02	<p>For 2021, there was an even greater demand for localised play provision, largely due to the impact of lockdown and appreciation for the opportunities for their children to play and have fun.</p> <p>Summer playschemes were delivered from Monday 19th July through to Friday 27th August, 2021 for a duration of 3, 4, 5 or 6 weeks depending on the level of finance available locally. The ‘County offer’ was for a minimum of 3 weeks to allow us to employ temporary staff for at least 4 weeks duration, including a full training week in advance (Training programme attached – Appendix 2).</p> <p>The recruitment commenced in early March 2021, with a full team in place in time for all checks to be completed, including full reference and DBS checks. A total of 85 play workers were recruited in total with the majority of the team generally aged between 18 - 25 years and all were Flintshire residents.</p>
1.03	<p>Summer playschemes were delivered in partnership with 28 local town and community councils. The local town and community councils are very supportive of children’s play. The local town and community councils identify the local area need for play during the summer and also advise on appropriate and preferred locations.</p>
1.04	<p>All summer playschemes in Flintshire are funded jointly by local Town and Community Councils and Welsh Government, via the All Wales Play Opportunities Grant and Families First Grant.</p>

1.05	Playschemes across the county were delivered for children and young people aged 5 -12 years. Older children up to the ages of 17 with disabilities attended the Flintshire Buddy scheme.
1.06	<p>Flintshire Buddy Scheme 2021</p> <p>2021 was the 16th year for the delivery of the Flintshire Buddy scheme. The Buddy Scheme for 2021 was delivered in partnership and funded via the Welsh Government Families First grant, the Flintshire Disability Cohort and the Welsh Government Summer of Fun Grant, and there were 38 children attending this year who needed a higher level of support. This funding enables children and young people who have disabilities or specific needs to have equal access to their local playscheme.</p> <p>Children and young people were supported as necessary, with the majority receiving 1 -1 support with the same team member for continuity for the duration of the scheme. Children and young people attended their own local scheme. The Buddy Scheme is a rights-based service. All children and young people have a right to play out locally with their peers. Our Buddy Team makes that happen. We go to where the children and young people are.</p> <p>The relationship and communication with the family, the team, the child or young person is paramount to the scheme's success. Our team buddies made 'garden visits' before the scheme to get to know their individual children and family whilst working safely with Covid regulations.</p> <p>There were a number of children who are 'looked after' (i.e. the Council fulfils the role of corporate parent) and children living in refuges who were also registered to the buddy scheme for 2021. This provided greater reassurance for parents and carers to encourage their children to join the scheme and was greatly appreciated.</p> <p>The age range to access the scheme for these children and young people was extended to 17 years. All playschemes are inclusive and staff are fully trained.</p>
1.07	<p>COVID 19 Management at Playscheme Sites</p> <p>The Play Development Team planned and managed control systems to minimise risk of Covid-19 to ensure the safe delivery of play sessions. There was no evidence of any infections stemming from children attending summer playschemes. All of the measures that were in place provided an effective control on site and enabled playschemes to be delivered throughout the summer. No playschemes were cancelled.</p> <p>The measures on site included :-</p> <ul style="list-style-type: none"> • Crucially - information in advance of the summer was circulated to parents; carers; all schools; town and community councils via the FCC website and Flintshire Family Information Service. This information enabled a co-ordinated approach to safety and risk management. • Pre-registration for all children at all sites – including a Covid-19 'declaration' (Attached - Appendix 1).

	<ul style="list-style-type: none"> • Management of numbers – site restrictions were in place to allow no more than 30 children at each session. Where sites were ‘over-subscribed’ parents and carers were contacted via the registers and were asked to provide their preferred dates. This reduced the risk of greater numbers than our Covid-19 risk assessments would allow. • Team and Visitor Covid-19 declarations were completed before any work or visit. • Parents and carers were very supportive and appreciative of the control measures on site for Covid-19 and that we could offer a service in the circumstances because of this good practice. • Team members were advised to reduce their external contacts for the duration of the scheme. All understood the importance of ‘getting this right’ for children. • Compulsory hand gels were placed at entrances to site locations for all entering and leaving. • All equipment was thoroughly cleaned and wiped down before each use. • Team members changed their clothing between morning and afternoon sites. • Lateral flow tests were undertaken on Sunday and Wednesday evenings by all 85 team members. Results were uploaded to the Play Development Officer and the NHS. All completed – no positive cases. • The Play Development Officer, and the Chief Officer for Education and Youth worked closely with the TTP team to identify and manage any concerns. • Training was provided to all team members with regard to ‘Emergency Covid-19’ procedures on site i.e. what to do if cases are reported by parents as children are at play or if a child becomes unwell. • Emergency Covid-19 packs were available at all sites. • Training, advice and support was provided by FCC Health and Safety Officers. • The Health and Safety Advisor for Education and Youth inspected playschemes during the summer with regard to all risk management issues and particularly with regard to Covid-19 controls being implemented.
1.08	<p>Overall, across the 2,799 pupils registered, there were 4 reported Covid-19 cases via the TTP team during the 6 weeks. These children obviously withdrew from the playscheme and observed the appropriate period of isolation.</p> <p>The parents of other children in the scheme were advised that a positive case had been identified but that they did not have to isolate their children from playscheme because being outdoors, the risk of transmission was significantly reduced. It was for parents and carers to decide whether or not to withdraw.</p> <p>We were made aware early on in the scheme that children were isolating in some areas of the county following school infections at the end of the</p>

	school year. Attendances were minimal in those areas as expected but returned to normal expected levels following the end of self-isolation.
1.09	<p>Welsh Language Summer Playschemes 2021</p> <p>A total of 120 children were registered to the Welsh Language playschemes held for 6 weeks at Ysgol Croes Atti, Shotton (32 children), and Ysgol Maes Garmon, Mold (88 children).</p>
1.10	<p>During the summer of 2021 Flintshire Play Development had two Welsh first language sites for those children who preferred to play through the medium of Welsh. These Welsh playschemes offered the opportunity for children who attend Welsh medium schools the opportunity to use their Welsh during the summer holidays. A high percentage of these children come from households where there is no Welsh spoken so to be able to play and use their Welsh language during the school holidays is very important for them. Parents commented regularly during the playschemes on how important this is for their children to keep up their Welsh. The obvious outcome was how happy and social the children were with each other and how much it helped their wellbeing. To be able to spend time with their peers and to have a safe space to do this and to use their Welsh is invaluable.</p>
1.11	<p>As part of the Council's focus on its Welsh in Education Plan and encouraging all children to use Welsh more regularly, the Welsh Language Officer undertook an informal audit across the play work team to identify those which had Welsh language skills and this revealed that 14 of them identified as a Welsh speaker and virtually all the rest described themselves as a Welsh learner.</p> <p>All play workers in the English schemes were encouraged to spontaneously use every day Welsh phrases and the response from the children was very positive with many reports that children were naturally moving between the two languages using phrases they were familiar with in schools. Developing more bilingualism during future play schemes will be actively encouraged.</p>
1.12	<p>SUMMER OF FUN 2021</p>
1.13	<p>Since March 2020 when the World Health Organisation declared the outbreak of Covid-19 to be a global pandemic, there has been a growing recognition of some of the adverse impacts of the necessary restrictions imposed on the population and particularly on the health and wellbeing of children and young people.</p>
1.14	<p>As in other parts of Wales, Flintshire children and young people had spent a large part of the last year at home, often online and only mixing with parents, siblings or small groups of friends. The research evidence on the impact of the pandemic on children and young people references consistent themes which include the impacts on socialisation, communication, emotional and mental health, low levels of physical activity, increased sedentary behaviour, healthy eating and obesity.</p>

1.15	As a response, the Children’s Commissioner for Wales (CCfW) began to promote a vision that every child (0-25yrs) should be ‘entitled’ to a week of fun activities within the school summer holiday period 2021. Many partners, organisations and agencies had been in touch with the CCfW expressing an interest in offering their services and resources to put on activities for children and young people during the school summer holiday period in order to try and mitigate some of these negative impacts and experiences.
1.16	This concept of a ‘Summer of Fun’ was jointly explored by the CCfW, Welsh Government (WG) and the Welsh Local Government Association (WLGA). Welsh Government made £5m available across Wales and Flintshire received an allocation of £218,000. This notification was received in late June with a window for delivery of activity to be from 1 st July to 30 th September 2021. Whilst the funding was very welcome, there was very little time for the Council to create a delivery plan within the terms and conditions of the grant and get providers on board.
1.17	The focus of the Summer of Fun was on developing interactive, creative and play-based initiatives for children and young people from the age of 0-25 that were free and accessible. Councils were directed to particularly focus on children who were already disadvantaged before the pandemic, including disabled children, children of black, Asian, ethnic minorities, children who are ‘looked after’ and those on the edge of care. Children who have been effected by Covid themselves due to bereavement, trauma and illness and children aged 7 and under were also a priority. The grant also directed organisations to make provision for activities in English, Welsh and bilingually. The Summer of Fun was intended to be an inclusive programme of activities, easily accessible by all children and young people who wanted to take part.
1.18	<p>The terms and conditions of the funding encouraged provision through as many different council services or stakeholder organisations as possible. The response in Flintshire was co-ordinated by the Chief Officer, Education and Youth, supported by the Senior Manager for Children’s Services. A working group of officers from relevant services across the Council and key strategic partners was quickly established. This included:</p> <ul style="list-style-type: none"> • Children’s Services • Flying Start Team • Childcare Team • Play Team • Integrated Youth Provision including Estyn Llaw and Forest Schools • Youth Justice Services • Drug and Alcohol Team (SORTED) • Progression Team • Integrated Transport Unit • Aura Libraries and Leisure • Theatr Clwyd • Menter Iaith Sir y Fflint a Wrecsam <p>This working group was also very ably supported by a Planning and Development Officer from Children’s Services and by an Accountancy Technician from Corporate Finance.</p>

1.19	<p>Within a matter of weeks officers from each service area or organisation developed a range of activities suitable to meet the needs of children and young people within the remit of the grant funding. Some activities were open to any child or young person whilst others were specifically targeted at those who needed particular support. Funding was directed to supporting childcare settings to offer additional sessions for the youngest children during the holidays and particular attention was also paid to the young people at the upper end of the age range to offer activities that would interest them and which they could access more independently. A number of activities across the age ranges were delivered through the medium of Welsh through the commissioning of Menter Iaith Sir y Fflint a Wrecsam and wherever possible through the expertise within council teams.</p> <p>The range of activities over the summer holidays, which ran alongside Flintshire's Summer Playschemes and the Aura Summer Programme included :</p> <ul style="list-style-type: none"> • Summer Reading Challenge • Football Camp • Junior Holiday Camp • Fit, Fed and Read • Forest School Sessions • Pet First Aid • Fun cooking activities • Swimming passes • Gym Passes • Day Bus Tickets • Theatre Clwyd Summer Hub • Horse Riding • Hair and Beauty activities • Graffiti Vinyl • Crafts • Climbing Wall • Go Karting • Guided Family Walks • Story sessions and family picnics • Gardening activities • Treasure Hunts • Puppet and Magic Shows
1.20	<p>The anecdotal feedback from officers and partners who worked with children, young people and their families is that the Summer of Fun programme was very successful, gave them lots of opportunities to engage in a range of fun activities which boosted their physical health and emotional wellbeing and also gave them valuable opportunities to interact with others.</p> <p>Through the joint working approach across the Council, new collaborations and partnerships have emerged which have been hugely beneficial e.g. Integrated Youth Provision's Forest School delivered to families entitled to support from the Flying Start programme. These will now be further developed to enhance future provision for children and families.</p>

1.21	<p>The biggest challenge, which has been fed back to Welsh Government and acknowledged, was although the funding was welcomed, the late notification of the funding was hugely problematic as it gave very little time for planning and organising activities. Flintshire's approach was to build on a number of planned summer activities as well as creating new opportunities for groups not normally supported during the summer holidays.</p> <p>This programme could not have been delivered without the enthusiasm and creativity of all the officers involved who developed it in a matter of weeks, in addition to their usual work streams and who gave up/delayed their own annual leave to prioritise it. This programme truly reflected the effective joint working across the Council and its key external partners.</p>
1.22	<p>Feedback from the Summer of Fun programme is now being collated by Welsh Government into a formal evaluation. Each delivery partner had to complete an online survey form to record the number of children and young people participating and to identify those particularly from the more vulnerable groups identified as the priority for support as well as the range of activities offered. A few individual officers have also been interviewed by the external company appointed by Welsh Government to evaluate the programme to share their experience of planning and delivery and the impact on the participants.</p> <p>A Wales wide evaluation report will be available in the new year and it is hoped that we will also receive a Flintshire specific report where all of the information has been collated to be able to share with members later in the year at the joint committee meeting with Health and Social Care.</p>
1.23	<p>Welsh Government have now committed to continuing funding for this kind of support until the end of the financial year and have allocated further money to the Council to deliver a 'Winter of Wellbeing' programme. This is now being planned by the working group, building on the success of the Summer of Fun. An update report will be presented at the joint committee with Health and Social Care later next year.</p>

2.00	RESOURCE IMPLICATIONS
2.01	There are no additional resource implications in relation to this report as the activity for both the Summer Playschemes and the Summer of Fun were fully grant funded.

3.00	IMPACT ASSESSMENT AND RISK MANAGEMENT
3.01	N/A

4.00	CONSULTATIONS REQUIRED/CARRIED OUT
-------------	---

4.01	Engagement/informal consultation around the provision for summer playschemes are undertaken with Town and Community Councils on an annual basis.
------	--

5.00	APPENDICES
5.01	Appendix 1 – Flintshire Summer Programme 2021 Appendix 2 – Playscheme 2021 Team Training Appendix 3 – Connah’s Quay Central Park – Risk Assessment 2021 Appendix 4 - Site List 2021

6.00	LIST OF ACCESSIBLE BACKGROUND DOCUMENTS
6.01	N/A

7.00	CONTACT OFFICER DETAILS
7.01	Contact Officer: Claire Homard, Chief Officer (Education & Youth) Telephone: 01352 704190 E-mail: claire.homard@flintshire.gov.uk

8.00	GLOSSARY OF TERMS
8.01	Summer of Fun – a Welsh Government initiative to provide a range of activities for children and young people aged 0-25 during the summer holiday period 2021. Menter Iaith Sir y Fflint a Wrecsam - an independent community organisation working to increase and strengthen the use of Welsh locally. Menter Iaith organise community events, host activities for children and families, and help businesses and services who wish to use more Welsh.

Appendix 1

FLINTSHIRE COUNTY SUMMER PROGRAMME 2021

SUMMER OF FUN!

Flintshire Summer Playschemes will be delivered in partnership with local town and community councils, Flintshire Families Disability Service and Welsh Government.

All summer playschemes will be delivered in line with Welsh Government Guidelines for the Delivery of play services.

We will manage the playschemes safely for all children registered and for our team on site.

The majority of our team are returning staff from playscheme 2020. They will have undertaken a full enhanced DBS check and will have completed a full and comprehensive training programme, including risk management and health and safety in the workplace (Including COVID 19 controls), First aid; child protection and safeguarding; disability awareness and the delivery of playwork in compliance with COVID 19 measures.

All games and activities will be organised in compliance with Welsh Government Guidelines for the safe delivery of open access playschemes.

Consideration has been given to the space available and ratios of staff and children on site. A full risk-assessment of each play space and all possible activities will have been undertaken by the team before the summer.

Pre-registration will be essential for all site locations. This contains a COVID 19 declaration, essential before any visits.

DATES: Monday 19th July – Friday 27th August (Monday to Friday)

DURATION: The number of weeks at sites can vary. The 2021 site list will indicate whether sites are to be delivered during mornings (10:30 am to 12:30 pm), or afternoons (2:00 pm -4:00 pm)

NO COST: All sessions will be free of charge

AGES: 5 – 12 YEARS – ALL SITES

EXCEPT 5 -11 YEARS – CONNAHS QUAY, CENTRAL PARK ONLY

The play sessions will be delivered by the Flintshire Play Development Team.

There will be a maximum permitted of 30 children per session. (Except at Connah's Quay Central Park where ratios are different).

We will advise by e mail if any sites are 'oversubscribed' for the summer. In this instance we will contact you to request your 'preferred dates'.

Paper Copies of Parent/Carer Consent forms.

Full information and parent/carers consent forms can be provided.

Contact: Janet.Roberts2@flintshire.gov.uk 01352 704415

Tudalen 780

Flintshire Buddy Scheme – Support for Children with Disabilities to attend their local playscheme site with support

The Flintshire Buddy scheme as in previous years, will be an integral part of the summer playscheme providing 1- 1 support for children with disabilities. Parents and Carers of children attending the Buddy scheme will need to complete their site registration online and complete additional forms for the Buddy Scheme.

Please contact 01352 704415 or Janet.Roberts2@flintshire.gov.uk for further information.

Could you please transfer the authorisation access for Etarmis from myself to Matt Hayes, Senior Manager, Integrated Youth Provision – for approving the adjustments received from Mick Holt and Janet A Roberts.

Appendix 3

RISK ASSESSMENT FORM RA1 (CF/01/01)



Directorate	Education and Youth	Activity (Brief Description)	Play
Service	Play Development	People at Risk	Child
Location	Connah's Quay, Central Park	Date	30/07
Assessor	Janet Roberts Romaine Halfpenny-Williams	Issue Number	2

Item No	Hazard (include effects)	RISK RATING (without controls) High/Medium/ Low	Existing Control Measures
----------------	---------------------------------	---	----------------------------------

1	Spread of COVID-19	High	Public Health Wales guidance must be followed at all times. The control measures required for COVID-19 are as per best practices with enhanced attention such as frequency.
---	--------------------	------	--

2	Cleaning and sanitising activities - All users - if areas are not regularly cleaned and sanitised, then there is a risk of the virus spreading.	High	<p>Risk assessment excludes 'at risk' categories and potential outside the sites.</p> <p>Training provided by FCC Health and Safety team and site team members before the scheme start, including specific training for COVID protocols and procedures</p> <p>There is an emergency contingency plan for when a child shows symptoms or it is reported that they are Covid positive within the playscheme</p> <p>This is part of the summer playscheme team training programme for Development Supervisors</p> <p>Emergency packs (Including aprons/goggles/gloves/masks) available for the team for a COVID emergency</p> <p>The child is isolated but supervised and kept calm diverted to parents or carers are able to collect from site</p> <p>EMERGENCY CONTACT DETAILS FOR FAMILIES AVAILABLE AT ALL TIMES</p> <p>This would be reported to TPP team and OH&S</p> <ul style="list-style-type: none"> ● Sanitising station setup for cleaning hands and equipment before and after the session. ● Enhanced cleaning of high contact areas arranged before and after session. ● Wash hands following any cleaning. ● Where cleaning products are used wear appropriate PPE (e.g. nitrile gloves/aprons) ● Children cannot leave the facility unless collected by parents prior arrangements have been made. ● All staff/volunteers/supervisors to have valid DBS ● Toilets – to be sanitised after every use –one in at the entrance and exit ● Under 8's to use Community Centre toilets ● Over 8's to use scout hut toilets <ul style="list-style-type: none"> ● Parents and children on arrival to be encouraged to practice social distancing. ● Staff and volunteers to be made aware of COVID symptoms and remain alert for symptoms in others - new continuing to monitor for high temperature. ● Activities developed and coordinated to minimise contact following the national guidance in Coronavirus (COVID-19) social distancing. ● Social hygiene skills (e.g. using/disposal of tissues) to be reinforced throughout the day.
---	---	------	---

5	Symptomatic children entering the site		<ul style="list-style-type: none"> ● Open access site with no fence. Busy main road site ● Supervision for children crossing the road ● Divert all play away from the road ● Actively remind children about the road hazards (kicked off site onto the road, child is not to retrieve it, will retrieve it).
6	Play Activities/Sport	High	<ul style="list-style-type: none"> ● There is a steep bank at the main access point of site - caution - Make children aware of the hazard and go down the bank. - divert play away if necessary ● Especially careful on wet surfaces as the falling of objects pose a risk - Divert play away from the bank <ul style="list-style-type: none"> - Woodland area alongside bank, trees broken by wind pose a risk - Divert play away from the bank - Remind children of the hazards ● Soft ground / potholes towards the back end of the site - cone off if necessary ● As part of the daily risk assessment sheets (monthly sheets) check for any dangerous hazards, like fallen trees, potholes that could cause harm.
7	<p>Access / egress point</p> <ul style="list-style-type: none"> ● Car park - risk of collision with oncoming traffic ● Busy road on the back of the site 	Medium	<ul style="list-style-type: none"> ● Concrete surface by the scouts hut, slips / trips and falls of dangers, divert play if necessary (especially in wet weather) ● Don't allow children to swing / climb on the metal structure - significant falling hazard.
8	<p>Terrain on site</p> <ul style="list-style-type: none"> ● Steep bank running down main access point - trip / fall hazard when entering site 	Medium	

9	<ul style="list-style-type: none"> • Woodland area running alongside the steep bank • Soft ground / potholes towards back of site (opposite end to the scout hut). <p>Area around scouts hut</p> <ul style="list-style-type: none"> • Concrete surface • Metal rails 	Medium	
10		Medium	
	Ultimate Risk		Ultimate Existing Risk

FURTHER ACTION REQUIRED TO REDUCE RISK TO ACCEPTABLE LEVEL

Item No	Further action necessary to control risk	Action by

		Ultimate Re

Assessor(s) Signature(s) ROMI HALFPENNY-WILLIAMS	Managers Name: JANET ROBERTS	Manage JANET
---	---------------------------------	-----------------

Other relevant Risk Assessments:	
----------------------------------	--

RISK RANKING MATRIX (RISK RANKING = SEVERITY X)

High (3) Death, Major injury or work related illness, permanent harm or disability	Se ve rit y	3	6
Medium (2) Injuries or work related illness where people are unable to undertake their normal work for more than 3		2	4

days; semi-permanent harm or injury			
Low(1) All other minor injuries – first aid treatment with no permanent harm – minor cuts and bruises		1	2
		Likelihood	
		<p>Low (1)</p> <p>Where harm is unlikely to occur under normal circumstances.</p> <p>Low expectation of occurrence.</p> <p>- And -</p> <p>there is full compliance with relevant health and safety legislation</p>	<p>Medium (2)</p> <p>Where harm is likely to occur in time.</p> <p>- Or -</p> <p>Exposure to the hazard exists intermittently or hazardous event occurs occasionally</p> <p>- And / Or -</p> <p>not fully compliant with relevant health and safety legislation</p>
OUTCOME / REQUIRED ACTION (Severity x Likelihood)			
		HIGH (6-9)	MEDIUM (3-4)
		<p>Immediate action is required to control the risk before any further activity.</p>	<p>Work may proceed if additional control measures are implemented within strict timescales. These measures must be proportionate to the potential consequences.</p>

Appendix 4

Flintshire County Summer Playscheme, 2021.

In Partnership with Local Town and Community Councils, Urdd Gobaith Cymru, Flintshire Families Disability Service and Welsh Government

Playschemes commences across the county from Monday 19th July
(Monday to Friday)
Tudalen 787

4 week playschemes will run from the 19th July until Friday, 13th August
5 week playschemes will run from the 19th July until Friday, 20th August
6 week playschemes will run from Monday the 19th July until Friday 27th August

All sessions are free of charge for children aged 5 to 12 years delivered by the Flintshire Play Development Team

All Covid 19 controls will be in place on site, including gel stations on arrival.

Pre-registration (Online) will be essential for all site locations.

There will be a maximum permitted of 30 children per session (TBC).

Parent/carer information is available via the Flintshire County Council website. The Flintshire Buddy scheme as in previous years is an integral part of this provision providing 1- 1 support for children with disabilities.

For further details please contact:-

Janet Roberts, Flintshire Play Development Officer

Mob. 07518602614 e:mailJanet.Roberts2@flintshire.gov.uk

Morning Playscheme Sites - 10:30 am -12:30 pm

Number of weeks for delivery in brackets

Bagillt, Victoria Road Rec Ground. (6)

Broughton, Brookes Avenue Playing Field (3)

Buckley Elfed Field (4)

Buckley, Westwood CP School TBC (4)

Carmel, Ysgol Bro Carmel (TBC) (5)

Connah's Quay, Central Park (6) (5 -11 years)

Flint Mountain, Play Area (4)

Tudalen 788

Flint, Albert Avenue Rec Ground. (4)
Greenfield, Community Centre (Ground) (6)
Holywell, Pen y Maes Rec. Ground. (6)
Leeswood, Phoenix Park (6)
Mold, Parkfields Play Area (4)
Mold, Ysgol Maes Garmon (Welsh Medium) (6)
Mynydd Isa, Wat's Dyke Play Area (4)
Northop Hall, Rec Ground (4)
Sealand Manor, Rec Ground (6)
Trelawnyd Recreation Ground (5)

Afternoon Playscheme Sites - 2:00 pm - 4:00 pm
(Number of weeks in brackets)

Bagillt, Ysgol Merllyn (6)
Buckley, Common (4)
Buckley, Drury Park (4)
Flint, Coed Onn (4)
Flint, Cornist Park (4)
Flint, Dee Cottages (4)
Garden City, Welsh Road (6)
Holway, Meadowbank Rec Ground (6)
Holywell, Penrhyn Play Area (6)
Mold, Gas Lane Play Area (4)
New Brighton, Football Field (4)
Shotton, 33 Club Field (5)
Tudalen 789

Shotton, Ysgol Croes Atti, Monday/Tuesday (Welsh Medium) (6)

Treuddyn, Ysgol Terrig, Wednesday/Thursday/Friday (Welsh Medium) (6)

Whitford, Glebe Field. (5)



Llywodraeth Cymru
Welsh Government

PUBLICATION

Summer of Fun evaluation (summary)

A process evaluation of a scheme supporting the wellbeing of children and young people (aged 0 to 25)

First published: 16 December 2021

Last updated: 16 December 2021

This document was downloaded from GOV.WALES and may not be the latest version.

Go to <https://gov.wales/summer-fun-evaluation-summary-html> for the latest version.

Get [information on copyright](#).

Tudalen 791

Contents

Background, aims and methodology

Findings

Conclusions and recommendations

Contact details

Background, aims and methodology

On 16 June 2021, the Welsh Government announced a £5 million Summer of Fun for children and young people aged 0 to 25 to play and participate in leisure, recreational, sporting and cultural activities to help rebuild their social and emotional skills in both Welsh and English. The fund was awarded to local authorities to provide access to activities to support the social, emotional, physical and mental wellbeing of all children and young people. That, in turn, is integral to supporting them in reengaging with learning and education, enabling all children and young people to reach their full potential and critical in the recovery of the COVID-19 pandemic. The programme was delivered from 01 July to 31 September 2021.

Ecorys delivered a mixed methods process evaluation of the SoF programme. The evaluation aims were to assess the programme; how it was implemented across local authorities; perceived outcomes for its participants and gather learning to inform future policy and practice.

Rich and varied insights were gathered from qualitative interviews with 15 senior stakeholders, 19 local authority SoF leads, and 27 children and young people. A breadth of views were gained from 969 programme participants and 249

providers, who completed an online survey. Management information was analysed from 409 providers. A virtual round table event involved discussion of early findings with local authority leads and providers and co-development of the conclusions and recommendations.

Findings

Programme reach

Over 67,500 children and young people were reached by the SoF programme 2021 across Wales. Almost half of all providers offered family activities, alongside children and young person facing activities. Reach was better among younger age groups, with 70% of participants aged 5 to 11. Only 7% of participants were aged 16 to 25. Most local authorities struggled to know how to best engage older age group.

Local authority leads sought to develop inclusive programmes. Reach by ethnicity was in alignment with the national population, with 9% of programme participants being Black, Asian and Minority Ethnic. Across participants, 5% had additional learning needs (ALN) and disabled people accounted for 3%. Welsh medium provision was available: 43% of SoF sessions were delivered with bilingual aspects and 11% of sessions were delivered solely in Welsh medium. Local authority leads in some areas reported a lack of specialist provision for those with additional needs and Welsh language.

Local authority programme implementation

Local authorities reported that the funding offered additionality to business-as-usual provision. Local authorities broadly adopted one of three SoF delivery models. Most local authorities had both open access and targeted provision (Model 1). Some local authorities had a largely open access (Model 2) or entirely targeted programme (Model 3). Local authority approaches depended on local interpretation of the guidance, team capacity, and whether they had an existing summer offer to build on.

A key challenge was the short timeframe between funding announcement and programme start date. As a result, most local authorities started delivery in late July 2021. Most local authorities favoured working with existing approved providers for efficiency but there was evidence of some local authorities appointing new providers. Local authority leads explained that there was limited time and capacity to quality assure delivery. Providers received differing levels of guidance, support, and training depending on the local authority they worked with.

Participant motivations and enablers to attend

Parents, children and young people reported three key motivators to attend SoF: firstly, as it was free-to-access; secondly, the chance to try a variety of activities that they otherwise may not have had access to; and finally, the opportunity to spend time out of the home and meet people. Additionally, children and young people were motivated to attend by the prospect of having fun. The friendliness of provider staff further encouraged attendance. Providers believed the key barriers for participant attendance to SoF activities related to transport, parent/carer related reasons and concerns about COVID-19 or self-isolation.

Programme outcomes and benefits

Almost all (99%) of the children and young people who completed the participant survey reported that they had fun attending SoF activities. Programme participants were supported to re-engage with community provision and develop a range of personal and social skills following the lockdowns. It also supported the physical and mental wellbeing of participants.

Providers benefited from much-needed financial investment following lockdowns. They developed relationships with new children and young people. Local authority leads believed that communities felt positive about the investment in them. A potential unintended outcome is that SoF has raised local community expectations of having a similar programme next year.

Conclusions and recommendations

There was widespread support for the programme across national and local stakeholders. The SoF programme provided children and young people with a range of opportunities to play, socialise and have fun.

Senior stakeholders, local authorities and children and young people recommended sustained funding to support COVID-19 recovery of children and young people over the longer-term. Local authorities saw potential to build on their learning from the 2021 SoF programme. Similarly, providers wanted to build on the relationships they had formed with children and young people.

Recommendations emerging from the research to enhance future provision included:

- retain the focus on fun and play
- longer-term investment in year round provision for children and young people
- the inclusion of food provision or light refreshments
- allow sufficient time to effectively plan and set-up programmes
- strengthen support for local authorities
 - clarification on use funding for childcare, open access or targeted provision
 - spaces for local authorities to share learning and good practice
 - support for programme marketing and branding
 - streamline reporting and evaluation processes.
- refine provider appointment, support and delivery
 - help national providers to better support the programme
 - strengthening quality assurance of delivery
 - space for parents at provision
- enhance reach and inclusivity for 16 to 25 year olds, children with ALN and disabilities and of Welsh medium provision

Contact details

Report Authors: Valdeep Gill, Erica Bertolotto, Helen Bickley, Natasha Burnley, Gabriela Freitas and Katharine Mckenna

Views expressed in this report are those of the researchers and not necessarily those of the Welsh Government

For further information please contact:

Faye Gracey

Email: playopportunities@gov.wales

Media: 0300 025 8099

Social research number: 81/2021

Digital ISBN: 978-1-80391-471-8



About this document

This document is a copy of the web page [Summer of Fun evaluation \(summary\)](#) downloaded.

Go to <https://gov.wales/summer-fun-evaluation-summary-html> for the latest version.

This document may not be fully accessible, for more information refer to our [accessibility statement](#).

Get [information on copyright](#).

This document was downloaded from GOV.WALES and may not be the latest version.

Go to <https://gov.wales/summer-fun-evaluation-summary-html> for the latest version.

Get [information on copyright](#).

Mae'r dudalen hon yn wag yn bwrpasol

The Summer of Fun 2022

1 July 2022 – 30 September 2022

To support children and young people's recovery from the impact of the Coronavirus pandemic

Guidance for stakeholders

May 2022

This is non-statutory guidance from the Welsh Government to support the approach to utilising the Summer of Fun funding allocation. Queries about this guidance should be directed to: PlayOpportunities@gov.wales

1. Foreword

In 2021, the Welsh Government provided £5m in funding to support children and young people across Wales with access to a range of free activities and opportunities to support their wellbeing and development through a Summer of Fun. Building on this, we went on to provide £20m towards a Winter of Wellbeing, which took place from October 2021 and ended in March 2022.

Both the Summer of Fun 2021 and Winter of Wellbeing programmes formed a core part of our response to the Coronavirus pandemic. They aimed to support the social, emotional, physical and mental wellbeing of our children and young people and allow them to start to recover from the events of the past two years and re-engage with the wider society.

On 17 March 2022, the Deputy Minister for Social Services announced £7 million additional funding to support a further Summer of Fun in 2022.

This increased package of support aims to build on the success of the previous schemes and to continue important support for the wellbeing of children and young people aged 0 – 25 years. Engagement with play, sporting and cultural activities will enable children and young people to continue their recovery from the restrictions of the last two years, with the added benefit of supporting families with the costs of activities over the summer holidays.

2. Contents

1. Foreword	2
2. Contents	3
3. Core Purpose	4
Aims	4
Outcomes	4
Audience	5
4. Local Authority - Approach to Funding	6
Funding Expectations	6
Programme of Activities	6
What can be funded	7
Points to consider when organising activities:	7
What cannot be funded?	8
Points to note	8
Collaborative working	9
5 National Organisations - Approach to Funding	10
Funding Expectations	10
Programme of Activities	10
Points to consider when organising activities:	10
What can be funded	10
What cannot be funded?	11
6 Marketing and Communications:	12
7 Monitoring and Evaluation:	12

3. Core Purpose

Aims

- 3.1 The Summer of Fun 2022 aims to provide all children and young people aged 0 – 25 in Wales with the opportunity to access free activities aimed at supporting their development and wellbeing. Ministers have agreed it should build on the Summer of Fun 2021 and the Winter of Wellbeing to provide:

- a universal entitlement to free at the point of entry play, sporting and cultural activities for all children and young people aged 0-25 to help towards reducing the cost of living for families across Wales;
 - further supporting the physical, emotional and social wellbeing of participating children and young people aged 0-25, enabling them to better engage with learning and to reengage with wider society; and
 - further sustainability for the providers operating in this space, to move towards a more sustainable footing both financially and in terms of what they can offer to children, young people and their families.
- 3.2 To achieve this, we are providing funding to our stakeholders to deliver opportunities and activities that are:
- free at the point of entry
 - easily accessible and hosted within local communities
 - age appropriate
 - support equality of access for children and young people of all abilities
 - available and provided in Welsh or English. Bilingual provision should not be used in place of specific and dedicated Welsh medium provision
 - support digital enablement
 - delivered according to Welsh Government [COVID-19 Advice guidance](#)
- 3.3 We believe access to activities such as these is critical in the recovery from Covid-19 and will support the social, emotional, physical and mental wellbeing of all children and young people, and that in turn is integral to supporting them in reengaging with learning and education, enabling all children and young people to reach their full potential.

Outcomes

- 3.4 Our desired outcome from this package of wellbeing support is to make a direct contribution to our Programme for Government commitments and wellbeing goals. We want to work with our partners and stakeholders to contribute towards the following wellbeing objectives and related commitments:
- 3.5 Push forward towards a million Welsh speakers, and enable our tourism, sports and arts industries to thrive by:
- widening access to our heritage, harnessing the creativity and sporting ability of people in Wales, and ensuring that these industries have the support they need to maintain their proper place on the world stage.
 - promoting equal access to sports and support young and talented athletes and grassroots clubs.
 - promote the Welsh language and strengthen Welsh language education provision.
- 3.6 Protect, re-build and develop our services for vulnerable people by:
- increasing sustainability for the providers operating in this space and supporting local supply chains. With the funding from this scheme, we want to support them in resetting their services and moving to a more

sustainable footing, both financially and in terms of what they can offer to children, young people and their families.

- making sure no child or young person in Wales is left behind after the coronavirus pandemic by providing funding for their wellbeing.

3.7 Celebrate diversity and move to eliminate inequality in all of its forms by:

- continuing our strong partnership with voluntary organisations.
- encouraging inclusion to ensure that activities / opportunities / provision can be accessed with support which is mindful of the diverse communities and cultures.

3.8 Make our cities, towns and villages even better places in which to live and work by:

- continuing to support our partners in local government and invest in local public services and local democracy – the glue that binds communities together.
- supporting Wales' long tradition of volunteering, local charities, faith groups and community organisations, and ensure that communities can thrive as centres of social exchange, leisure, sport and culture.

Audience

3.9 The Summer of Fun is an opportunity for all children and young people from 0 to 25 years. However, providers may want to consider how they can reach those groups who have experienced the greatest impacts and provide inclusivity within this age range. A different approach to providing accessible activities and communication may be required.

3.10 Any funding allocations or referral to schemes should not result in any stigmatisation of children and young people.

4. Local Authority - Approach to Funding

4.1 A [Smart Survey proposal form](#) must be completed and returned by **30 May 2022**. Please email the PlayOpportunities@gov.wales to inform the Play Policy team that you have completed a proposal form.

You should complete one form to cover your whole programme of activities for the Summer of Fun 2022. Some of the questions in this form will ask you to enter information about the individual initiatives or organisations that you intend to fund. The questions in this form allow you to enter information about 20 separate initiatives – if you plan to fund more than 20 separate initiatives, please complete an additional form.

Funding Expectations

- 4.2 Funding will be allocated to the 22 Local Authorities in Wales to deliver the Summer of Fun programme in their authority area. The allocation is calculated using the sum of the three main schools Indicator Based Assessments (IBAs) from the local government settlement funding formula. The formula is intended to reflect variations in the need to spend which might be expected if all authorities responded in a similar way to the demand for services in their area. This is the mechanism for distributing Revenue Support Grant (RSG)¹ to unitary authority and police forces. It has also been used by the Welsh Government to allocate other grants. Local Authorities have experience of funding being allocated using this method and are involved in the development of the formula.
- 4.3 Local Authorities are expected to make the best use of the funding allocated to maximise the outcomes for children and young people. Local Authorities who feel they are not able to spend their full allocation should discuss this with the Welsh Government Play Policy team as soon as possible so that possible solutions can be sought, including allocation of any underspends to another local authority. There is no obligation to accept this additional funding.

Programme of Activities

- 4.4 The primary purpose of the funding is to provide free activities aimed at supporting the development and wellbeing of children and young people aged 0-25. The activities must take place between 1 July and 30 September 2022. The Summer of Fun is intended to be an inclusive programme of activities, easily accessible by all children and young people who want to take part.
- 4.5 Some considerations are outlined below:
- Ensure there is an inclusive and balanced programme of age appropriate activities, easily accessible by all children and young people who want to take part;
 - Provide equality of access for children and young people – this may mean tailoring or increasing some services to address inherent disadvantages;
 - Offer a range of play, sporting, cultural and other activities for children and young people in a variety of settings;
 - Provision should be available and provided in Welsh or English. Bilingual provision may be appropriate in some circumstances, but should not be used in place of specific and dedicated Welsh medium provision.
 - Wherever possible, activities should be held in accessible locations that can be accessed on foot or by public transport.

What can be funded

- 4.6 Funding can be used to complement or extend the support you provide in your local authority and should not replace any existing funding. The funding can be used for provision on weekdays or weekends, held during the day or in the evenings.

¹ <https://gov.wales/local-government/revenue-and-capital-settlement-2021-2022>

Points to consider when organising activities:

- 4.7 Support pre-existing providers and programmes to put on more activities, or run their planned programmes over longer periods offering more opportunities to benefit children and young people.
- 4.8 Enable pre-existing providers to hire more staff with the relevant qualifications and training, increasing the numbers of children and young people they can support if regulations allow.
- 4.9 Invest in additional spaces at pre-existing programmes to enable more children and young people to benefit.
- 4.10 Boost volunteer-led activities, or those provided by grass-roots organisations, including opportunities for children and young people to engage in volunteering activities and accreditation.
- 4.11 Work together with other local authorities to procure services to arrange and fund regional activities.
- 4.12 The funding must link to your Play Sufficiency Action plans and be reported on in your 2022-23 Progress on Action plans, which are due to be submitted to the Welsh Government on 1 June 2023.
- 4.13 Funding can be used for the provision of healthy meals, snacks and drinks (it does not need to be a hot meal) which must be provided in line with the [Welsh Government's food and nutrition guidance for childcare providers](#).

Points to consider when making food available

- Food must be provided by a food provider registered to provide food with their local authority and hold relevant Food Hygiene certificates, or providers must hold such certificates themselves.
- Providers must obtain consent to provide food to children, ideally, as part of their registration process. This consent must include information on allergy risks and treatment plans. Risk assessments relating to food provision must be carried out.

Note: Currently Free School Meals (FSM) are available to vulnerable children and young people in Wales during the school day and during school holidays until the end of the Summer holiday 2022. Food can also be provided via the Summer of Fun programme at this time, at the discretion of local authorities.

The offer of food must be for all participants, not just the vulnerable, to avoid any stigmatisation.

- 4.14 You are able to support national organisations funded under part 5 of this guidance to run your activities as long as they are separate from the activities that are directly funded and no double funding takes place.

- 4.15 In order to ensure that children attending childcare or out of school holiday provision in vulnerable communities are not disadvantaged, you are able to offer:
- funding to cover travel and additional staffing costs to enable children and young people to attend Summer of Fun provision or low cost day trips to local amenities.
 - You are able to offer funding to enable childcare and out of school providers to participate in and celebrate National Playday which takes place on **3 August 2022**.
- 4.16 You must claim all project related costs, for example: additional cleaning, PPE etc.
- 4.17 Up to 10% administration costs can be claimed to cover general administration costs, translation costs and staff costs.

What cannot be funded?

- 4.18 The funding should not be used for junk food, sweets and unhealthy treats, either as part of meals or snacks or as part of activities (for example as prizes for games).
- 4.19 The funding should not be used to fund childcare or places in out of school holiday provision, unless the children are deemed as vulnerable by your local authority.

Points to note

- 4.20 Be aware of what activities other organisations might also be planning in your community and how you can complement their programme (or vice versa) and ensure you don't duplicate or compete.
- 4.21 Consider the providers available in your local area and how you can support them to develop and grow following the pandemic.

Collaborative working

- 4.22 Local authorities should inform social prescribing services about their plans as this will help signpost people to activities.
- 4.23 Local authorities should consider what teams within their authority they will need to include in planning and delivering the Summer of Fun. Consider Children's Services, Families First, Youth Engagement, Youth Workers, Flying Start, Youth Offending Services, childcare, play and others.
- 4.24 Specifically, local authorities should work collaboratively to ensure arrangements are in place to support vulnerable children to access activities.

These may be children with a social worker, or known to Child Services and partner organisations.

4.25 In order to assist you with cross policy working, we will provide you with a list of key contacts we would encourage you to work closely with. The list will only include contacts for your local authority area. This will include:

- your local County Voluntary Council (CVC);
- Local authority transport co-ordinating officers re the purchase of bus passes to enable young people to attend provision; □ Local authority community cohesion officers;
- Local authority people seeking sanctuary contacts.

5 National Organisations - Approach to Funding

5.1 A [Smart Survey proposal form](#) must be completed and returned by **30 May 2022**. Please email the PlayOpportunities@gov.wales mailbox to inform the Play Policy team that you have completed a proposal form.

You should complete one form to cover your whole programme of activities for the Summer of Fun 2022. Some of the questions in this form will ask you to enter information about the individual initiatives or organisations that you intend to fund. The questions in this form allow you to enter information about 20 separate initiatives – if you plan to fund more than 20 separate initiatives, please complete an additional form.

Funding Expectations

5.2 Funding will be allocated to the national organisations on a direct award basis and for delivery of the activities agreed as part of the smart survey proposal form. Organisations are expected to make the best use of the funding allocated to maximise the outcomes for children and young people. Any Organisation who feels they are not able to spend their full allocation should discuss this with the Welsh Government Play Policy team as soon as possible so that possible solutions can be sought, including allocation of any underspends to another Organisation. There is no obligation to accept this additional funding.

Programme of Activities

5.3 The primary purpose of the funding is to provide free activities aimed at supporting the development and wellbeing of children and young people aged 0-25. The activities must take place between 1 July and 30 September 2022. The Summer of Fun is intended to be an inclusive programme of activities, easily accessible by all children and young people who want to take part.

Points to consider when organising activities:

5.4 Provide equality of access for children and young people – this may mean tailoring or increasing some services to address inherent disadvantages.

5.5 Provision should be available and provided in Welsh or English. Bilingual provision may be appropriate in some circumstances, but should not be used in place of specific and dedicated Welsh medium provision.

5.6 Wherever possible activities should be held in accessible locations that can be accessed on foot or by public transport.

What can be funded

5.7 As with the funding for local authorities, the primary purpose of the funding is to provide free activities aimed at supporting the development and wellbeing of children and young people aged 0-25. The activities must take place between 1 July and 30 September 2022.

5.8 This could include:

- establishing new activities, or running activities in new areas;
- creating more spaces within existing programmes;
- providing activities currently only available through the medium of English to be available through the medium of Welsh;
- allowing existing programmes to run for longer periods;
- providing activities for an age group or within another area where it wasn't possible before due to funding barriers.

5.9 Funding can be used to complement or extend existing provision, but only where additional benefits can be clearly demonstrated. This should not duplicate or replace existing funding.

5.10 Funding can be used for the provision of healthy meals, snacks and drinks (it does not need to be a hot meal) which must be provided in line with the [Welsh Government's food and nutrition guidance for childcare providers](#).

Points to consider when making food available

- Food must be provided by a food provider registered to provide food with their local authority and hold relevant Food Hygiene certificates, or providers must hold such certificates themselves.
- Providers must obtain consent to provide food to children, ideally, as part of their registration process. This consent must include information on allergy risks and treatment plans. Risk assessments relating to food provision must be carried out.

Note: Currently Free School Meals (FSM) are available to vulnerable children and young people in Wales during the school day and during school holidays until the end of the Summer holiday 2022. Food can also be provided via the Summer of Fun programme at this time, at the discretion of the provider.

The offer of food must be for all participants, not just the vulnerable, to avoid any stigmatisation.

5.11 In order to ensure that children attending childcare or out of school holiday provision in vulnerable communities are not disadvantaged, you are able to offer:

- funding to cover travel and additional staffing costs to enable children and young people to attend Summer of Fun provision or low cost day trips to local amenities.

5.12 You must claim all project related costs, for example: additional cleaning, PPE etc.

What cannot be funded?

5.13 The funding should not be used for junk food, sweets and unhealthy treats, either as part of meals or snacks or as part of activities (for example as prizes for games).

6 Marketing and Communications:

6.1 All funding derived from the Summer of Fun will be branded as “The Summer of Fun” or “Haf o Hwyl” in Welsh.

6.2 The Welsh Government communications lead Sioned Glyn – email: Sioned.Glyn@gov.wales, will continue to liaise with the local authority communications leads. We will ask the successful national organisations to provide us with a communications contact.

6.3 All creative assets developed to promote your activities will adhere to the Welsh language standards and be branded The Summer of Fun. A media pack (to follow) will be distributed to all communications leads. Documents will be available to you via Objective Connect.

7 Monitoring and Evaluation:

7.1 By receiving this funding, organisations are committing to providing monitoring information to inform the management and evaluation of this programme, which the Welsh Government will carry out internally.

7.2 A Smart Survey form (to follow) will need to be completed.

Mae'r dudalen hon yn wag yn bwrpasol

Eitem ar gyfer y Rhaglen 20



CABINET

Date of Meeting	Tuesday, 12 th July 2022
Report Subject	The School Standards and Organisation (Wales) Act 2013, School Organisation Code for an enlargement of the premises of a school for Drury C.P. School and Penyffordd C.P. School
Cabinet Member	Leader of the Council and Cabinet Member for Education, Welsh Language, Culture and Leisure
Report Author	Chief Officer (Education and Youth)
Type of Report	Operational

EXECUTIVE SUMMARY

This report seeks approval to issue a statutory notice through 'The School Standards and Organisation (Wales) Act 2013, School Organisation Code' for an enlargement of the premises at two schools - Drury C.P. School and Penyffordd C.P. School.

The Code sets out Regulated Alterations to Community, Foundation and Voluntary schools requirements in relation to the enlargement of school premises.

The proposed investment projects at Drury C.P. and Penyffordd C.P. meet the triggers that require consultation on increased capacity for each school through the Welsh Government's legal framework.

RECOMMENDATIONS

1	Cabinet confirms its approval to proceed to issue statutory notice through 'The School Standards and Organisation (Wales) Act 2013, School Organisation Code' for an enlargement of the premises at Drury C.P. School and Penyffordd C.P. School.
---	---

REPORT DETAILS

1.00	BACKGROUND
1.01	<u>Drury C.P.</u> Drury C.P. School forms part of the 21st Century Schools, Band “B” investment programme which is jointly funded through Welsh Government and Flintshire County Council.
1.02	On the 16 th March 2021, Cabinet agreed to move forward with the investment project at Drury C.P.
1.03	The original feasibility study was completed in 2017. At the time, Drury C.P. School capacity was 124 Full Time (FT) pupils with an Admission Number of 17 and this included one mobile classroom. The feasibility study assumed a new capacity of 150 FT.
1.04	Since, September 2021, based on Welsh Government guidance, the capacity has increased to 160 FT with an Admission Number of 22 as the second mobile classroom has been on site for four years, which triggers its inclusion within the school’s capacity assessment.
1.05	Having reviewed the pupil numbers and projections, it is proposed to increase the scope of the project further. The proposal would be to extend and refurbish the school to cater for an increased capacity of 180 FT.
1.06	This means that the capacity will increase over the 25% within a five year period and this triggers the requirement to consult through ‘The School Standards and Organisation (Wales) Act 2013, School Organisation Code’ for an enlargement of school premises. On 16 th November 2021, Cabinet agreed to commence statutory consultation.

1.07

Statutory consultation commenced on 1st March 2022 and ended on 11th April 2022. 42 responses were received including a formal response from Estyn and school pupil council. 90% of responders supported the proposal. The key positive and negative themes from the consultation responses are noted below.

Children & Young People Responders

Positives	Negatives
<p>The pupils gave a positive response on what they would like to see in their future expanded school:</p> <ul style="list-style-type: none"> • An expansion of corridors, classrooms, the hall, changing rooms, storage space for PE, dining area, yard and toilets. • They referenced their outdoor area with development of a pond site, a track around the field and a canopy for wet play. • More toilets, a library, a meeting room and water dispensers were also identified as required. 	<p>None noted</p>

Adult Responders

Positives	Negatives
<ul style="list-style-type: none"> • Much needed additional space • Positive impact of removal of temporary mobile classrooms • Long overdue expansion which will be of great benefit to pupils. 	<ul style="list-style-type: none"> • Parking/Traffic concerns • Concern over increased class sizes

More detailed responses to the comments can be found in Appendix A including a formal response from Estyn.

1.08

When reviewing the outcome of the consultation process for Drury C.P. Cabinet are asked to consider the following points:-

- the likely impact on quality and standards in education,
- the likely impact on the community, and
- the likely effect of different travelling arrangements

Cabinet are asked to consider and confirm whether it considers the implementation of the proposal, (wholly or partly) to be the most

	appropriate response to the reasons it identified for the proposal and give reasons for its conclusion.								
1.09	<u>Penyffordd C.P.</u> A new primary school was constructed to replace the former infant and junior school with the school taking occupation of the new facility in September 2019.								
1.10	The original planning approval for the new school at Penyffordd included a planned two classroom extension which would increase the capacity of the school to 375 FT pupils.								
1.11	This project is now being brought forward due to local demand and is funded from a combination of Section 106 developer contributions to Education and the Council's own capital programme.								
1.12	The current proposals to increase the capacity at the school require consultation to be issued through 'The School Standards and Organisation (Wales) Act 2013 School Organisation Code' for an enlargement of the premises of a school (excluding nursery and special schools), as there would be 25% increase in capacity within five year period.								
1.13	For both schools, delivery of these schemes cannot proceed until such time that statutory proposals to increase the capacity of the schools have been published and consulted upon.								
1.14	Statutory consultation commenced on 1 st March 2022 and ended on 11 th April 2022. 84 responses were received including a formal response from Estyn and school pupils. In the online standard response form 73% of responders supported the proposal. The key positive and negative themes are noted below. Children & Young People Responders <table border="1" data-bbox="320 1453 1385 1688"> <thead> <tr> <th>Positives</th> <th>Negatives</th> </tr> </thead> <tbody> <tr> <td> <ul style="list-style-type: none"> Pupils would like the classrooms to mirror the ones they currently have. </td> <td> <ul style="list-style-type: none"> Concern over amount of toilets Concern over losing some of their play space where the build is going to be. </td> </tr> </tbody> </table> Adult Responders <table border="1" data-bbox="320 1762 1385 2072"> <thead> <tr> <th>Positives</th> <th>Negatives</th> </tr> </thead> <tbody> <tr> <td> <ul style="list-style-type: none"> Much needed space to allow for the expanding village. Important that children from the local area get into their local school. </td> <td> <ul style="list-style-type: none"> Parking/Traffic concerns Should have been considered in phase 1 Increasing size of Penyffordd village Disruption to residents and pupils. </td> </tr> </tbody> </table>	Positives	Negatives	<ul style="list-style-type: none"> Pupils would like the classrooms to mirror the ones they currently have. 	<ul style="list-style-type: none"> Concern over amount of toilets Concern over losing some of their play space where the build is going to be. 	Positives	Negatives	<ul style="list-style-type: none"> Much needed space to allow for the expanding village. Important that children from the local area get into their local school. 	<ul style="list-style-type: none"> Parking/Traffic concerns Should have been considered in phase 1 Increasing size of Penyffordd village Disruption to residents and pupils.
Positives	Negatives								
<ul style="list-style-type: none"> Pupils would like the classrooms to mirror the ones they currently have. 	<ul style="list-style-type: none"> Concern over amount of toilets Concern over losing some of their play space where the build is going to be. 								
Positives	Negatives								
<ul style="list-style-type: none"> Much needed space to allow for the expanding village. Important that children from the local area get into their local school. 	<ul style="list-style-type: none"> Parking/Traffic concerns Should have been considered in phase 1 Increasing size of Penyffordd village Disruption to residents and pupils. 								

	<ul style="list-style-type: none"> • More Foundation Phase space is needed. • Welsh language considerations are important. 	<ul style="list-style-type: none"> • School is becoming too big, stretching resources and staff. • Class sizes. • Air pollution/green space impacts. • Impact on local secondary school.
	<p>More detailed responses to the comments can be found in Appendix B including the formal response from Estyn.</p>	
1.15	<p>Cabinet when reviewing the outcome of the consultation process for Penyffordd C.P. are asked to consider the following points:-</p> <ul style="list-style-type: none"> • the likely impact on quality and standards in education, • the likely impact on the community, and • the likely effect of different travelling arrangements <p>Cabinet are asked to consider and confirm whether it considers the implementation of the proposal, (wholly or partly) to be the most appropriate response to the reasons it identified for the proposal and give reasons for its conclusion.</p>	
1.16	<p>Subject to Cabinet approval the statutory notice would be issued in September 2022. This provides time for officers to prepare the appropriate paperwork. The anticipated time line for consultation is noted as Appendix C.</p>	

2.00	RESOURCE IMPLICATIONS
2.01	<p>The financial resources required to undertake the expansion at both schools are already identified and will come from within the Council's Band B 21st Century Schools programme, from Section 106 contributions from the property developer or from the Council's own capital programme. There is no additional funding required.</p>

3.00	IMPACT ASSESSMENT AND RISK MANAGEMENT
3.01	<p>All projects are managed using a risk register. Risks are managed accordingly, and financial risks are managed through a project contingency. Any high level risk which cannot be managed with the projects/programme will be incorporated into the risk register for the Education and Youth Portfolio.</p>

4.00	CONSULTATIONS REQUIRED/CARRIED OUT
4.01	Subject to Cabinet agreement, statutory notice to invite anyone to make objections to the proposals will be issued, through the School Standards and Organisation (Wales) Act 2013, School Organisation Code by the School Modernisation Team. If objections are received, the Council must publish an objection report providing a summary of the objections and their responses to them within 28 days of the end of the objection period.

5.00	APPENDICES
5.01	Appendix A - Copy of consultation outcomes for Drury CP Appendix B - Copy of consultation outcomes for Penyffordd C.P. Appendix C – Copy of Anticipated Consultation Timeline

6.00	LIST OF ACCESSIBLE BACKGROUND DOCUMENTS
6.01	School Organisation Code – The School Standards and Organisation (Wales) Act 2018 https://gov.wales/sites/default/files/publications/2018-10/school-organisation-code-second-edition.pdf
6.02	Link to consultation reference documents https://www.flintshire.gov.uk/en/Resident/Schools/School-Modernisation-Related/Home.aspx

7.00	CONTACT OFFICER DETAILS
7.01	Contact Officer: Jennie Williams Telephone: 01352 704015 E-mail: jennie.williams@flintshire.gov.uk

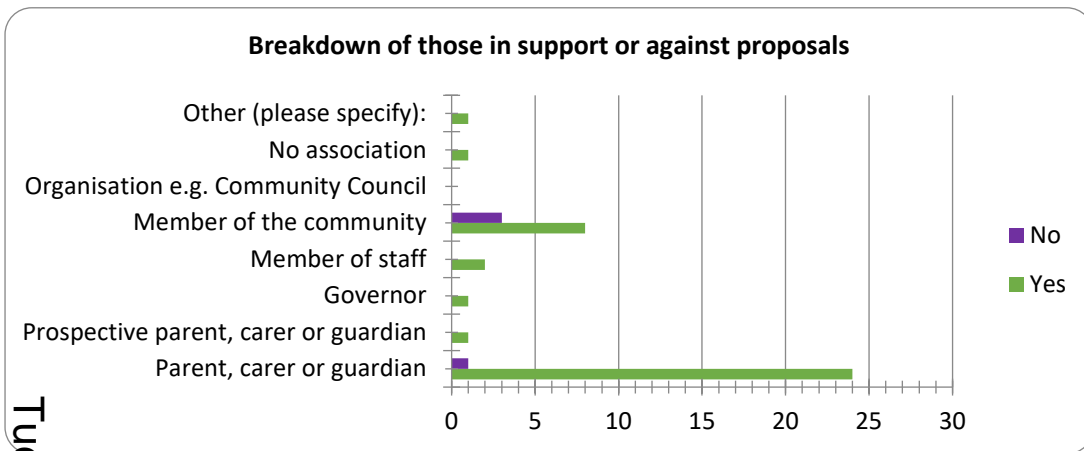
8.00	GLOSSARY OF TERMS
	<p>School Organisation Code – The new School Standards and Organisation (Wales) Act 2018 makes Local Authorities responsible (rather than the Welsh Ministers prior to October 2018) for the determination of most statutory school organisation proposals that receive objections.</p> <p>21st Century Schools - Is a collaboration between the Welsh Government (WG), the Welsh Local Government Association (WLGA) and local authorities. It is a major, long-term and strategic capital investment programme with the aim of creating a generation of 21st century schools in Wales.</p> <p>S106 – Is an agreement between a developer and the local Planning Authority, which assists in reducing impact of a development on a community.</p>

Mae'r dudalen hon yn wag yn bwrpasol

Appendix - Summary of Responses from Drury Consultation

The Council received **42** responses during the consultation period submitted through the online standard consultation form including formal responses from Estyn and school pupils.

Summary of responses to Standard Response Forms

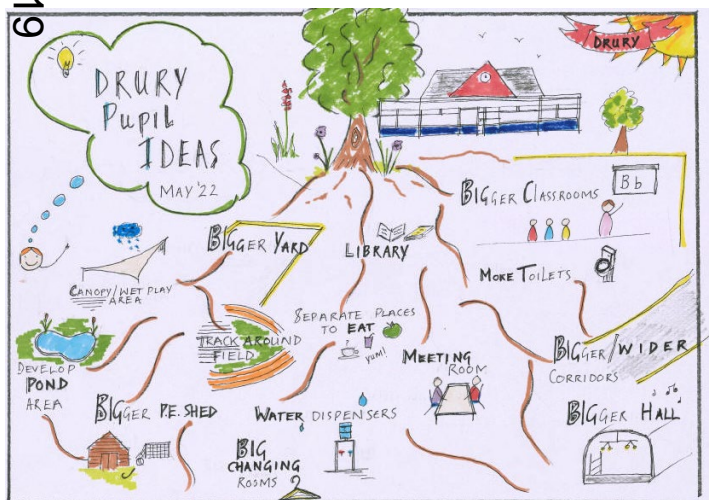


KEY FACTS

- 90% agreed with the proposal.
- Those who disagreed were current parent/carers and members of the community.
- All respondents associated with the school i.e. Staff/Governors agreed with the proposal.
- Over half of the responses were from parents/carers/Guardians, current and prospective at 65%.
- Members of the community made up just under a third of responses.
- Governors and members of staff responses at 18%.

Tudalen 819

Pupil Feedback



FCC welcomes the creative and imaginative ideas from pupils at Drury school, and will include them in wider discussions around the design!

Responses and observations from FCC on comments received (including formal Estyn response)

In the online standard response form respondents were given the opportunity to provide comments on whether they did or did not support the proposal. 44 additional comments were made, of those who made comments 22 were in agreement to the proposal, while 17 were not. The responses have been grouped, by the highest frequency of comment, and into the categories¹ which **should** be taken into account by relevant bodies when exercising their functions of preparing and publishing school organisation proposals, or approving/determining them.

CONSULTEE RESPONSES		No	FCC Response
1. Resourcing of Education and other Financial Implications			
Tudalen 820	<ul style="list-style-type: none"> The financial costs of the proposal are identified well (Estyn response) 	1	Noted
	2. Need for places and the Impact on Accessibility of schools		
<ul style="list-style-type: none"> Much needed space, the school is long overdue an extension Space is at a premium and mobile classrooms are not adequate The proposer gives appropriate attention to the school's current capacity. It considers the impact of the increase to the admission number on the expected future demand for school places in the area. The current building does not appear to be able to adequately meet the demand for school places at present. (Estyn Response) 	13	<p>FCC welcomes the support for the proposal. Drury Primary School has continually been over-subscribed for a number of years, this has put pressure on the school accommodation and resulted in mobile accommodation being put on the site to support the additional pupils being admitted. The proposal will provide sufficient capacity to meet the expected demand from local families for the foreseeable future.</p> <p>The proposal is to extend the existing school building by two classrooms and remodel the existing building. The aim of Flintshire's School Modernisation Strategy is to provide resilient and sustainable primary school organisation, with better learning and work environments and removal of mobile accommodation.</p>	
3. Quality and Standards of Education			
<ul style="list-style-type: none"> Concerns over class sizes More up-to-date information to support the proposal, view of regional consortium on the current quality and standards in 	11	<p>The proposal and design brief for the extension will review classroom provision.</p> <p>School Improvement/Regional Consortium view: Drury CP was removed from Estyn Monitoring in March 2021. The school continues to be supported by the LA and the regional</p>	

<p>education, including standards, wellbeing and leadership and management. (Estyn response)</p>		<p>consortium, GwE, to build on the progress made against the recommendations identified in their Estyn inspection.</p>
<p>4. Community Impact</p>		
<ul style="list-style-type: none"> • Parking Issues/Traffic concerns • The proposal does not include sufficient information in relation to improvements to safe walking routes as part of the proposed scheme and therefore how associated dangers may be mitigated (Estyn response) 	<p>7</p>	<p>FCC acknowledges the concerns around the traffic situation at the school. Improved access and parking will be considered within the design proposals.</p> <p>Safe routes to school and active travel arrangements are being considered in partnership with Planning and Streetscene Teams. A coherent travel strategy and school travel plan is already in place to promote ecologically friendly travel choices. The demand for places is coming from within the surrounding area, so proposals would include measures to maximise active travel to the school.</p>
<p>5. Welsh in Education Strategic Plan</p>		
<p>Tudalen 821</p> <ul style="list-style-type: none"> • Hard to assess the impact • The Council has taken sufficient account of the impact of the proposals on Welsh medium provision under its own Welsh Education Strategic Plan (Estyn Response). 	<p>3</p>	<p>As outlined in the consultation document Welsh education for this proposal will remain unaffected for this proposal. Any additional classes will be staffed appropriately. The proposal has no impact on the Council's plans to develop and promote Welsh language provision. It is always useful to gain feedback from the community on Welsh Medium Education to inform our Welsh in Education Strategic Plan.</p>
<p>6. Equalities/Anti Poverty Impact</p>		
<ul style="list-style-type: none"> • The impact on those eligible for free school meals is not identified. (Estyn Response) • The proposer does not indicate whether the proposal will improve access for disabled pupils in accordance with requirements under the Equality Act 2010. (Estyn Response) 	<p>2</p>	<p>There is no negative discriminatory impact for pupils who are eligible for free school meals. As part of the scheme refurbishment of dining facilities will be reviewed.</p> <p>The school is already undergoing some accessibility works following a suitability survey which identified the need for accessible toilets. Any redesign of the current building under this proposal will ensure it addresses any DDA compliance concerns.</p>

Thank you to everyone who took part in this process.

Estyn response to the proposal to enlarge the premises at Drury Primary School, increasing the capacity at Drury Primary School with effect from 1 September 2024.

This report has been prepared by Her Majesty's Inspectors of Education and Training in Wales.

Under the terms of the School Standards and Organisations (Wales) Act 2013 and its associated Code, proposers are required to send consultation documents to Estyn. However, Estyn is not a body which is required to act in accordance with the Code and the Act places no statutory requirements on Estyn in respect of school organisation matters. Therefore, as a body being consulted, Estyn will provide their opinion only on the overall merits of school organisation proposals.

Estyn has considered the educational aspects of the proposal and has produced the following response to the information provided by the proposer.

Introduction

This consultation proposal is from Flintshire County Council. The proposal is to enlarge the school site and increase the capacity of Drury Primary School from 124 full time school places to 180 as of 1 September 2024.

Summary/Conclusion

Estyn considers that the proposal is likely to, at least, maintain the standard of provision in the area.

Descriptions and benefits

Flintshire County Council has provided a useful rationale for the proposal. They clearly outline the benefits of enlarging the premises to improve accommodation and increase the pupil admission number. The proposer gives appropriate attention to the school's building suitability, outlining the funding necessary to resolve condition issues in addition to information regarding funding the proposal to enlarge the school. The proposer gives appropriate attention to the school's current capacity. It considers the impact of the increase to the admission number on the expected future demand for school places in the area. The proposer also considers the effect on pupil numbers in other schools in the area and on transfer to secondary schools. The current building does not appear to be able to adequately meet the demand for school places at present.

The County Council provide a clear description of the projected timetable for statutory procedures and for implementation of the proposals. The strengths and weaknesses in each of the options considered are suitably detailed. The proposer has set out the likely impact of the proposal. Although the impact on the local environment is considered, the proposal does not include sufficient information in relation to improvements to safe walking routes as part of the proposed scheme and therefore how associated dangers may be mitigated. Generally, the proposal considers project risks appropriately.

The proposal considers a detailed range of alternatives and provides a rationale for the preferred option. The proposal projects an increase in pupil numbers based on over-subscription, new housing developments and further planned new homes in the area.

The Council has taken sufficient account of the impact of the proposals on Welsh medium provision under its own Welsh Education Strategic Plan. The proposal indicates that it will not impact on Welsh medium schools in the area but does not make clear the level of

demand for Welsh language provision. The proposal concludes that it will not contribute to the Council's targets in relation to Cymraeg 2050.

The financial costs of the proposal are identified well. The Council identifies the contribution to be made by the Welsh Government under 21st Century Schools Band B funding programme with the remaining cost to be met by Council capital to address the demand for school places. The proposal acknowledges the approximate cost of investment in relation to the potential for rising costs and provides mitigation in the event of budgetary pressures.

Educational aspects of the proposal

In considering the impact of the proposal on standards; wellbeing and attitudes to learning; teaching and learning experiences; care support and guidance and leadership and management, the Council has referred to the most recent Estyn inspection outcomes. Reference is made to the Welsh Government categorisation process, but the Council is unable to report on the school categorisation for Drury Primary School for the academic year 2021 to 2022. In its last inspection in November 2018 Drury Primary School was judged to be adequate and in need of improvement in standards but good in relation to all other inspection areas. The proposal briefly suggests the ways in which it will enable the leadership team to shape the teaching and learning provision to support the delivery of the curriculum. However, there is no recent LA or Consortium view on the quality of leadership and management included in the proposal.

Flintshire County Council considers the impact of the proposal on wellbeing and care appropriately. It makes a link between the new build and strengthening learning provision across the age range of the school. The proposer does not indicate whether the proposal will improve access for disabled pupils in accordance with requirements under the Equality Act 2010.

An appropriate equality impact assessment has been carried out and found that there is no negative discriminatory impact anticipated on any group. The impact on those eligible for free school meals is not identified.

The proposal identifies possible disruption to learners whilst building work is underway.

Ymateb Estyn i'r cynnig i ehangu'r safle yn Ysgol Gynradd Drury, gan gynyddu'r capasiti yn yr ysgol o 1 Medi 2024.

This report has been prepared by Her Majesty's Inspectors of Education and Training in Wales.

Under the terms of the School Standards and Organisations (Wales) Act 2013 and its associated Code, proposers are required to send consultation documents to Estyn. However, Estyn is not a body which is required to act in accordance with the Code and the Act places no statutory requirements on Estyn in respect of school organisation matters. Therefore, as a body being consulted, Estyn will provide their opinion only on the overall merits of school organisation proposals.

Estyn has considered the educational aspects of the proposal and has produced the following response to the information provided by the proposer.

Cyflwyniad

Mae'r cynnig ymgynghori hwn gan Gyngor Sir y Fflint. Y cynnig yw ehangu safle'r ysgol a chynyddu capasiti Ysgol Gynradd Drury o 124 o leoedd ysgol amser llawn i 180 o 1 Medi 2024.

Crynodeb / Casgliad

Mae Estyn yn ystyried bod y cynnig yn debygol o gynnal safon y ddarpariaeth yn yr ardal, o leiaf.

Disgrifiadau a manteision

Mae Cyngor Sir y Fflint wedi darparu rhesymeg ddefnyddiol ar gyfer y cynnig. Maent yn amlinellu'n glir fanteision ehangu'r safle i wella adeiladau a chynyddu nifer y disgyblion sy'n cael eu derbyn. Mae'r cynigiwr yn rhoi sylw priodol i addasrwydd adeiladu'r ysgol, gan amlinellu'r cyllid sydd ei angen i ddatrys problemau'n ymwneud â chyflwr yn ogystal â gwybodaeth ynghylch ariannu'r cynnig i ehangu'r ysgol. Mae'r cynigiwr yn rhoi sylw priodol i gapasiti presennol yr ysgol. Mae'n ystyried effaith cynyddu'r nifer derbyn ar y galw disgwylledig am leoedd ysgol yn yr ardal yn y dyfodol. Hefyd, mae'r cynigiwr yn ystyried yr effaith ar niferoedd y disgyblion mewn ysgolion eraill yn yr ardal, ac ar drosglwyddo i ysgolion uwchradd. Nid yw'n ymddangos bod yr adeilad presennol yn gallu bodloni'r galw am leoedd ysgol yn ddigonol ar hyn o bryd.

Mae'r Cyngor Sir yn rhoi disgrifiad clir o'r amserlen arfaethedig ar gyfer gweithdrefnau statudol, ac ar gyfer gweithredu'r cynigion. Mae'r cryfderau a'r gwendidau ym mhob un o'r opsiynau a ystyriwyd yn briodol fanwl. Mae'r cynigiwr wedi amlinellu effaith debygol y cynnig. Er bod yr effaith ar yr amgylchedd lleol yn cael ei hystyried, nid yw'r cynnig yn cynnwys gwybodaeth ddigonol ynghylch gwelliannau i lwybrau cerdded diogel fel rhan o'r cynllun arfaethedig, ac felly, sut gellir lliniaru peryglon cysylltiedig. Yn gyffredinol, mae'r cynnig yn ystyried risgiau'r prosiect yn briodol.

Mae'r cynnig yn ystyried ystod fanwl o ddewisiadau amgen ac yn darparu rhesymeg ar gyfer yr opsiwn a ffeirir. Mae'r cynnig yn rhagweld y bydd cynnydd yn niferoedd y disgyblion ar sail gormod o alw am leoedd, datblygiadau tai newydd a'r bwriad i adeiladu mwy o dai newydd yn yr ardal.

Mae'r Cyngor wedi rhoi ystyriaeth ddigonol i effaith y cynigion ar ddarpariaeth cyfrwng Cymraeg o dan ei Gynllun Strategol Cymraeg mewn Addysg ei hun. Mae'r cynnig yn dangos na fydd yn effeithio ar ysgolion cyfrwng Cymraeg yn yr ardal, ond nid yw'n gwneud yn glir

beth yw lefel y galw am ddarpariaeth Gymraeg. Daw'r cynnig i'r casgliad na fydd yn cyfrannu at dargedau'r Cyngor o ran Cymraeg 2050.

Caiff costau ariannol y cynnig eu nodi'n dda. Mae'r Cyngor yn nodi'r cyfraniad fydd yn cael ei wneud gan Lywodraeth Cymru o dan raglen ariannu Band B Ysgolion yr 21^{ain} Ganrif Llywodraeth Cymru, gyda gweddill y gost yn cael ei thalu o gyfalaf y Cyngor i fynd i'r afael â'r galw am leoedd mewn ysgolion. Mae'r cynnig yn cydnabod cost fras y buddsoddiad o ran y potensial ar gyfer cynnydd mewn costau, ac yn darparu camau liniaru os bydd pwysau cyllidebol.

Agweddau addysgol ar y cynnig

Wrth ystyried effaith y cynnig ar safonau; lles ac agweddau at ddysgu; addysgu a phrofiadau dysgu; gofal, cymorth ac arweiniad ac arweinyddiaeth a rheolaeth, mae'r Cyngor wedi cyfeirio at ganlyniadau arolygu diweddaraf Estyn. Cyfeirir at broses gategoreiddio Llywodraeth Cymru, ond ni all y Cyngor adrodd ar y categoraiddio ysgolion ar gyfer Ysgol Gynradd Drury ar gyfer blwyddyn academiaidd 2021 i 2022. Yn ei harolygiad diwethaf ym mis Tachwedd 2018, barnwyd bod Ysgol Gynradd Drury yn ddigonol ac angen gwella o ran safonau, ond yn dda o ran pob maes arolygu arall. Mae'r cynnig yn awgrymu'n fras y ffyrdd y bydd yn galluogi'r tîm arweinyddiaeth i ffurfio'r ddarpariaeth addysgu a dysgu i gefnogi cyflwyno'r cwricwlwm. Fodd bynnag, nid oes barn ddiweddar gan yr ALI na'r Consortiwm am ansawdd yr arweinyddiaeth a'r rheolaeth wedi'i chynnwys yn y cynnig.

Mae Cyngor Sir y Fflint yn ystyried effaith y cynnig ar les a gofal yn briodol. Mae'n creu cyswllt rhwng yr adeilad newydd a chryfhau darpariaeth ddysgu ar draws ystod oedran yr ysgol. Nid yw'r cynigiwr yn dangos p'un a fydd y cynnig yn gwella mynediad ar gyfer disgyblion anabl yn unol â gofynion o dan Ddeddf Cydraddoldeb 2010.

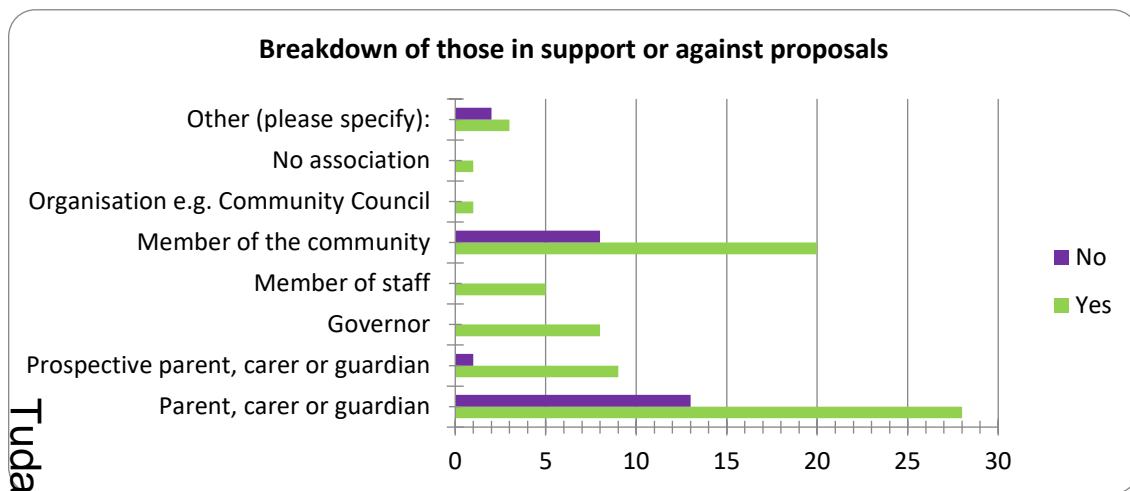
Cynhaliwyd asesiad priodol o'r effaith ar gydraddoldeb, a chanfuwyd na ragwelir unrhyw effaith wahaniaethol negyddol ar unrhyw grŵp. Ni nodir yr effaith ar y rhai sy'n gymwys am brydau ysgol am ddim.

Mae'r cynnig yn nodi tarfu posibl ar ddysgwyr tra bydd y gwaith adeiladu'n mynd rhagddo.

Appendix - Summary of Responses from Penyffordd Consultation

The Council received **82** responses during the consultation period submitted through the online standard consultation form including formal responses from Estyn and school Pupil Council.

Summary of responses to Standard Response Forms



Tudalen
827
Pupil Council Feedback



Key Facts

- 73% agreed with the proposal.
- Out of those who disagreed 13 were current parent/carers and 8 were members of the community.
- All respondents associated with the school i.e. staff/Governors agreed with the proposal.
- Over half of the responses were from parents/carers/Guardians, current and prospective at 64%.
- Members of the community made up just over a third of responses
- Governors and members of staff responses were at 16%.

Will there be enough toilets?

FCC: As part of the design process for the extension a review of current toilet provision in line with guidance on the required numbers will be considered, this will determine if further toilet provision is necessary..

Will we lose some of our play space, as we use the area where the build is going to be at play times?

FCC: There will be a small area at the back of the school that will be taken up with the extension but this will not take up your dedicated play space. It is very important your school has enough classrooms to admit more pupils from the community.

We would like the classrooms to mirror the ones we have currently as we like those.

FCC: The Council is pleased to hear that pupils like their new classrooms. The new classrooms will mirror the current building, and will be using the same builders to develop the design of the new classrooms to ensure we take this into consideration..

Responses and observations from FCC on comments received (including formal Estyn response)

In the online standard response form respondents were given the opportunity to provide comments on whether they did or did not support the proposal. 20 additional comments were made, of those who made comments 16 were in agreement to the proposal, while 4 were not. The responses have been grouped, by the highest frequency of comment, and into the categories¹ which **should** be taken into account by relevant bodies when exercising their functions of preparing and publishing school organisation proposals, or approving/determining them.

Consultee Responses	No Rcd	FCC Response
1. Resourcing of Education and other Financial Implications		
Tudalen 828 <ul style="list-style-type: none"> Why weren't the additional classrooms factored into the original build to save costs? 	15	The new school building was designed to take into consideration future expansion to increase its capacity further to accommodate 375 full time pupils. Planning permission is already in place for this. Since 2019 increased pupil demand and availability of capital investment under Section 106 planning contributions has created opportunity to further invest and expand Ysgol Penyffordd. At the time of planning for the original new building capital funding was not available for the additional classrooms and numbers weren't sufficient to justify building a 375 full time place school.
2. Need for places and the Impact on Accessibility of schools		
<ul style="list-style-type: none"> Much needed space as Village is increasing in size Important that children go to school in their village More Foundation Phase space is needed 	14	FCC welcomes the support for the proposal. It is anticipated the two new classrooms will increase capacity at Foundation Phase and Key Stage 2, to accommodate the growing demand for places at the school.
3. Community Impact		
<ul style="list-style-type: none"> Parking Issues/congestion in surrounding streets/Drop off points Potential traffic issues and air pollution impacts (BCUHB Response) Active travel opportunities Dangerous traffic situations Access to school 	12	<p>FCC acknowledges the concerns around the traffic situation at the school. Improved access and parking have already being included within the design proposals for the original development. The previous plans sought to seek to reduce the impact of school related parking in the local streets outside of the school site.</p> <p>Safe routes to school and active travel arrangements are being considered in partnership with Planning and Streetscene Teams. A coherent travel strategy and school travel plan is already</p>

		in place to promote ecologically friendly travel choices. The demand for places is coming from within the surrounding area, so proposals would include measures to maximise active travel to the school.
	<ul style="list-style-type: none"> Disruption to residents during works 	2 FCC notes the concerns around the disruption any build may incur to the school and residents. The construction company will work in partnership with the school to minimise disruption on a day to day basis.
	<ul style="list-style-type: none"> Increasing size of school/village Impact on local secondary school 	5 FCC notes that concerns around the increasing size of the village. New housing developments in the area have already resulted in increased pupil numbers, and further planned developments are seeing additional new homes becoming available in the Penyffordd area. Without expansion of Ysgol Penyffordd, it's possible that some pupils in the nearby area applying from the Penyffordd area, are unlikely to receive an offer of a place at the school. Projection figures of pupil numbers were published in the consultation document. Significant investment has already gone into the Castell Alun High school of which Penyffordd C.P. is a feeder primary.
4. Quality and Standards of Education Impact		
Tudalen 829	<ul style="list-style-type: none"> Concerns over class sizes and availability of teaching staff and resources Disruption to pupils education How will disruption be mitigated on a day-to-day basis? (Estyn response) Effect of extension on access to green spaces (BCUHB Response) Effect of extension on catering and dining space capacity (BCUHB Response) More up-to-date information to support the proposal, view of regional consortium on the current quality and standards in education, including standards, wellbeing and leadership and management. (Estyn response). As the proposal involves creating an additional foundation phase classroom and key stage 2 classroom, with no significant changes to leadership and management, it is reasonable to expect 	11 Classroom provision will be increased as a direct result of the proposal to enlarging the school this will address pupil numbers in classrooms. The progression of a large and growing school modernisation programme has meant that the Council has significant experience in the successful delivery of building projects on the sites of occupied schools. Any building work will be managed effectively while the full curriculum is delivered and safety and safeguarding standards will be maintained. The construction company will work in partnership with the school to minimise disruption on a day to day basis. It is anticipated that the most disruptive phase of works will be carried out during the school holidays. This proposal to build two additional classrooms would reduce the number currently in Foundation Phase and Key Stage 2 classes. Potentially with two new classrooms it would reduce the average number of pupils per class and there would be a teacher and TA in each additional class. ICT and other equipment will be factored into the building costs, and the increased budget to the school should fund the staff and resources for the additional children. External spaces previously designed in phase 1 around the school meet building bulletin requirements. They include suitable hard and soft play areas, playing fields and well developed habitat areas. The extension will not impact on the existing provision.

<p>that there will be no significant impact on standards, wellbeing, teaching or care, support and guidance. (Estyn Response)</p>		<p>The new school site was built in 2019 with modern dining facilities for both staff and pupils.</p> <p>School Improvement/Regional Consortium view: Ysgol Penyffordd school is continuing to perform very strongly, building on the outcomes of the Estyn inspection in 2015.</p>
<p>• Consideration to make use of the old school in Penymynydd Road, Penyffordd to accommodate Reception children?</p> <p>• A new school would be an alternative, as primary schools thrive when they are kept small.</p>	2	<p>FCC notes the suggestions regarding the old Penyffordd Junior site. Part of Flintshire's School Modernisation Strategy aims were to move away from split site schools. The aim of amalgamating the split sites in Penyffordd was that it also links to National and Local Policy from a building perspective, by prioritising the modernisation of learning delivery across Wales, so that it works more efficiently and effectively. Ultimately, the aim of amalgamating split sites is to ensure our education provision is both high quality and sustainable.</p> <p>There are many educational challenges faced by small schools or sites and one of FCC's recommended models for Primary schools is they provide one form entry or more, and a minimum of 210 full-time places. Flintshire's School Modernisation strategy aims to have schools of the right size and in the right places.</p>
<p>5. Welsh in Education Strategic Plan Impact</p>		
<p>• The continued drive for Welsh language education should remain unchanged, and encouraging the Welsh language is very important.</p> <p>• Flintshire County Council refers to its ambition and actions towards increasing the number of pupils educated through the medium of Welsh and accepts that this proposal will not provide for additional Welsh medium primary school places. (Estyn response)</p>	4	<p>FCC agrees that the drive for Welsh language education will remain unchanged in this proposal. Any additional classes will be staffed appropriately. The proposal has no impact on the Council's plans to develop and promote Welsh language provision. There are no barriers to accessing Welsh language education, and the nearest Welsh school would be Ysgol Glanrafon, Mold.</p>
<p>6. Equalities Impact/Anti poverty Impact</p>		<p>No comments made.</p>

Tudalen 830

Thank you to everyone who took part in this process.

Estyn's response to the proposal by Flintshire County Council to increase the capacity at Ysgol Penyffordd from 315 to 375 full time pupils.

This report has been prepared by Her Majesty's Inspectors of Education and Training in Wales. Under the terms of the School Standards and Organisation (Wales) Act 2013 and its associated Code, proposers are required to send consultation documents to Estyn. However, Estyn is not a body which is required to act in accordance with the Code and the Act places no statutory requirements on Estyn in respect of school organisation matters. Therefore, as a body being consulted, Estyn will provide their opinion only on the overall merits of school organisation proposals.

Estyn has considered the educational aspects of the proposal and has produced the following response to the information provided by the proposer.

Summary/ Conclusion

Flintshire County Council has provided a proposal which explains clearly its reasoning behind the need to increase the capacity at Ysgol Penyffordd from 315 to 375 full time pupils from 1 September 2023.

Estyn is of the opinion that the proposal is likely to maintain the current standards, in terms of education, provision, and leadership and management.

Description and benefits

The proposer has provided a clear rationale for the proposal. New housing developments in the area have resulted in increased pupil numbers and further planned developments are likely to increase numbers further. When the school building was completed in 2019, it was designed to take future expansion into consideration. The extensions have already been approved through the planning process.

The proposer has identified two alternative options, with one being remaining with the status quo. It has set out the strengths and weaknesses of each option and has explained the rationale for choosing the preferred option.

Flintshire County Council has identified potential disruption to the school and community as a weakness of the proposal whilst the building work is ongoing. While the proposal notes that the local authority will mitigate this by completing the most disruptive work during school holidays, it does not provide sufficient, helpful information to identify how disruption will be mitigated on a day-to-day basis. The proposal identifies five further project risks to the preferred option and has reasonable mitigations for each.

The proposer has considered the impact of the changes on learner travel arrangements. It identifies that the local authority does not believe that this proposal will affect arrangements greatly as the availability of home to school walking routes will remain unchanged or have already been improved, and a significant number of pupils are located within walking distance of the school site.

Flint County Council refers to its ambition and actions towards increasing the number of pupils educated through the medium of Welsh and accepts that this proposal will not provide for additional Welsh medium primary school places.

Educational aspects of the proposal

The Council has considered the impact of the proposals on the quality and standards in education of Ysgol Penyffordd adequately. They refer to the judgments from the most recent Estyn report in 2015. However, they do not provide more up-to-date information to support the proposal, for example the view of the regional consortium on the current quality and standards in education, including standards, wellbeing and leadership and management.

As the proposal involves creating an additional foundation phase classroom and key stage 2 classroom, with no significant changes to leadership and management, it is reasonable to expect that there will be no significant impact on standards, wellbeing, teaching or care, support and guidance. It is also reasonable to assume that the provision for pupils with Additional Learning Needs would continue as present.

Ymateb Estyn i'r cynnig gan Gyngor Sir y Fflint i gynyddu'r capasiti yn Ysgol Pen-y-ffordd o 315 i 375 o ddisgyblion amser llawn.

This report has been prepared by Her Majesty's Inspectors of Education and Training in Wales. Under the terms of the School Standards and Organisation (Wales) Act 2013 and its associated Code, proposers are required to send consultation documents to Estyn. However, Estyn is not a body which is required to act in accordance with the Code and the Act places no statutory requirements on Estyn in respect of school organisation matters. Therefore, as a body being consulted, Estyn will provide their opinion only on the overall merits of school organisation proposals.

Estyn has considered the educational aspects of the proposal and has produced the following response to the information provided by the proposer.

Crynodeb / Casgliad

Mae Cyngor Sir y Fflint wedi darparu cynnig sy'n esbonio'n glir ei resymau y tu ôl i'r angen i gynyddu'r capasiti yn Ysgol Pen-y-ffordd o 315 i 375 o ddisgyblion amser llawn o 1 Medi 2023.

Mae Estyn o'r farn fod y cynnig yn debygol o gynnal y safonau presennol, o ran addysg, darpariaeth, ac arweinyddiaeth a rheolaeth.

Disgrifiad a manteision

Mae'r cynigiwr wedi rhoi rhesymeg glir ar gyfer y cynnig. Mae datblygiadau tai newydd yn yr ardal wedi arwain at gynydd yn niferoedd y disgyblion, ac mae datblygiadau pellach sydd wedi'u cynllunio yn debygol o gynyddu niferoedd ymhellach. Pan gwblhawyd adeilad yr ysgol yn 2019, fe'i dyluniwyd i ystyried ehangu yn y dyfodol. Mae'r estyniadau eisoes wedi cael eu cymeradwyo trwy'r broses gynllunio.

Mae'r cynigiwr wedi nodi dau opsiwn arall, ac un o'r rhain yw parhau â'r sefyllfa bresennol. Mae wedi amlinellu cryfderau a gwendidau'r naill opsiwn a'r llall, ac wedi esbonio'r rhesymeg dros ddewis yr opsiwn ffafriedig.

Mae Cyngor Sir y Fflint wedi nodi bod tarfu posibl i'r ysgol a'r gymuned yn wendid i'r cynnig tra bydd y gwaith adeiladu'n mynd rhagddo. Er bod y cynnig yn nodi y bydd yr awdurdod lleol yn lliniaru hyn trwy gwblhau'r gwaith mwyaf aflonyddgar yn ystod gwyliau ysgol, nid yw'n rhoi awgrym digonol na buddiol i nodi sut bydd y tarfu yn cael ei liniaru o ddydd i ddydd. Mae'r cynnig yn nodi pum risg prosiect arall o ran yr opsiwn ffafriedig, ac mae ganddo liniariadau rhesymol ar gyfer pob un ohonynt.

Mae'r cynigiwr wedi ystyried effaith y newidiadau ar drefniadau teithio dysgwyr. Mae'n nodi nad yw'r awdurdod lleol yn credu y bydd y cynnig hwn yn effeithio'n fawr ar drefniadau gan y bydd argaeledd llwybrau cerdded o'r cartref i'r ysgol yn aros yr un fath neu eisoes wedi cael eu gwella, ac mae nifer sylweddol o ddisgyblion yn byw o fewn pellter cerdded o safle'r ysgol.

Mae Cyngor Sir y Fflint yn cyfeirio at ei uchelgais a'i gamau gweithredu tuag at gynyddu nifer y disgyblion sy'n cael eu haddysgu trwy gyfrwng y Gymraeg, ac yn derbyn na fydd y cynnig hwn yn darparu ar gyfer lleoedd ysgolion cynradd cyfrwng Cymraeg ychwanegol.

Agweddau addysgol ar y cynnig

Mae'r Cyngor wedi ystyried effaith y cynigion ar ansawdd a safonau addysg yn Ysgol Pen-y-ffordd yn ddigonol. Maent yn cyfeirio at y barnau o adroddiad diweddaraf Estyn yn 2015. Fodd bynnag, nid ydynt yn darparu gwybodaeth fwy cyfoes i gefnogi'r cynnig, er enghraifft barn y consortiwm rhanbarthol ar yr ansawdd a'r safonau presennol mewn addysg, yn cynnwys safonau, lles ac arweinyddiaeth a rheolaeth.

Gan fod y cynnig yn cynnwys creu ystafell ddosbarth ychwanegol ar gyfer y cyfnod sylfaen ac ystafell ddosbarth ychwanegol ar gyfer cyfnod allweddol 2, heb unrhyw newidiadau sylweddol i arweinyddiaeth a rheolaeth, mae'n rhesymol disgwyl na fydd unrhyw effaith arwyddocaol ar safonau, lles, addysgu na gofal, cymorth ac arweiniad. Hefyd, mae'n rhesymol tybio y byddai'r ddarpariaeth ar gyfer disgyblion ag anghenion dysgu ychwanegol yn parhau fel y mae ar hyn o bryd.

Anticipated Timeline

Drury Community Primary School and Penyffordd Community Primary School Consultation on School Enlargement

DATE	SCHOOL TERM	KEY MILESTONES
November 2021	Autumn Term	Cabinet approval to commence with Statutory Proposals
January 2022	Spring Term	Consultation document published Must be published on a school day (42 days with 20 school days)
February 2022	Spring Term	Consultation Ends
February/March 2022	Spring Term	Consultation Report must be published within 3 months
July 2022	Summer Term	Cabinet – seeking approval to go to next phase (Statutory Proposals)
September 2022	Autumn Term	Statutory Notice (28 days, with 15 school days) Must be published on a school day
October 2022	Autumn Term	End of Objection Period
October/November 2022	Autumn Term	Objection Report published within 28 days and within Cabinet of 35 days
November 2022	Autumn Term	Cabinet Decision

Mae'r dudalen hon yn wag yn bwrpasol

Eitem ar gyfer y Rhaglen 21



CABINET

Date of Meeting	Tuesday, 12 th July 2022
Report Subject	Play Sufficiency Assessment 2022
Cabinet Member	Leader of the Council and Cabinet Member for Education, Welsh Language, Culture and Leisure
Report Author	Chief Officer (Education & Youth)
Type of Report	Operational

EXECUTIVE SUMMARY

Flintshire County Council and its partners are committed to ensuring that all children and young people resident in the county have access to time, space and permission to play as part of their everyday lives which benefits families and their communities. We recognise our responsibility to ensure that children living in Flintshire have a 'right to play' as enshrined within Article 31 of the United Nations Convention on the Rights of the Child (UNCRC).

Flintshire County Council recognises that play is central to children and young people's enjoyment of life and is essential to their physical and emotional well-being and their healthy development. We recognise that some aspects of our modern society can limit children's time, space and permission to play. The Council is committed to the continuation of creating effective partnerships to enable play sufficiency.

Our aim is to help to create rich play environments where children can freely play and encourage our communities to be as play-friendly as possible to support children's play. By increasing opportunities for play within local communities, we will enhance children's and young people's experience of growing-up in Flintshire.

The Council has a statutory duty under the Children and Families Measure (Wales) to report to Welsh Government with regard to the Play Sufficiency Assessment 2022. The Play Sufficiency Assessment must demonstrate that the Council has taken into account and assessed the matters set out in The Play Sufficiency Assessment (Wales) Regulations 2012 and Statutory Guidance.

This report provides an overview of the Play Sufficiency Assessment process, the development of a Play Sufficiency Action Plan and the draft Assessment for 22-23

to receive comments from the Committee prior to submission of the completed assessment to Welsh Government by 30th June 2022.

RECOMMENDATIONS

1	Members are asked to consider the content of the draft Play Sufficiency Assessment (PSA) 2022 and draft Action Plan 2022/2023 and offer any comments for inclusion in the final documents prior to submission to Welsh Government.
2	Members are asked to support the continued development of a strategic Flintshire Play Sufficiency Implementation Group to provide a multi-agency forum to monitor the PSA Action Plan 2022/2023.

REPORT DETAILS

1.00	EXPLAINING THE PLAY SUFFICIENCY ASSESSMENT
1.01	<p>The Council has a statutory duty under the Children and Families Measure (Wales) to report to Welsh Government with regard to the Play Sufficiency Assessment 2022.</p> <p>A Play Sufficiency Assessment will enable the following:</p> <ul style="list-style-type: none"> • Identification of gaps in information, provision, service delivery and policy implementation • Support the establishment of evidence to give an indication of distance travelled in relation to play sufficiency • Highlight potential ways of addressing issues relating to partnership working • The input and involvement of all partners increasing levels of knowledge and understanding • A monitoring system which will involve and improve communication between professionals • The identification of good practice examples • Increased levels of partnerships in assessing sufficient play opportunities • The identification of actions for the Securing Play Sufficiency Action Plan which accompanies the Play Sufficiency Assessment. <p>The Play Sufficiency Assessment must demonstrate that the Council has taken into account and assessed the matters set out in The Play Sufficiency Assessment (Wales) Regulations 2012 and Statutory Guidance.</p>
1.02	<i>Wales – A Play Friendly Country</i> , sets out the statutory guidance to local authorities, identifying a wide range of matters across several policy areas that need to be considered as part of the Play Sufficiency Assessment.

	<p>These include:</p> <ul style="list-style-type: none"> ○ Matter A: Population ○ Matter B: Providing for diverse needs ○ Matter C: Space available for children to play ○ Matter D: Supervised provision ○ Matter E: Charges for play provision ○ Matter F: Access to space/provision [<i>this includes travel access, as well as information and publicity</i>] ○ Matter G: Securing & Developing the Play Workforce ○ Matter H: Community engagement and participation ○ Matter I: Play within all relevant policy and implementation agendas [<i>Education/schools, Town and Country Planning, Traffic and transport, Health and Wellbeing, Child Poverty, Early years/Childcare and Family policy and initiatives, Community Development, Inter-generational policy and initiatives, Community Safety, Health and Safety</i>] <p>The Play Sufficiency Assessment includes commentary against these matters in the standard template provided by Welsh Government and requires a RAG rating to be applied. Red, Amber Green (RAG) status is a tool to communicate status quickly and effectively.</p> <table border="1" data-bbox="320 1016 866 1133"> <tr> <td>Criteria fully met.</td> <td>Fully met</td> </tr> <tr> <td>Criteria partially met.</td> <td>Partially met</td> </tr> <tr> <td>Criteria not met.</td> <td>Not met</td> </tr> </table> <p>Much of the evidence provided in the assessment supports several of the matters that require reporting on so will be repeated in each relevant section.</p>	Criteria fully met.	Fully met	Criteria partially met.	Partially met	Criteria not met.	Not met
Criteria fully met.	Fully met						
Criteria partially met.	Partially met						
Criteria not met.	Not met						
1.03	<p>The Play Sufficiency Assessment 2022 aims to promote inclusion and improve access to play opportunities for all children in the county including those most marginalised, segregated, and disabled. It is recognised that if given the opportunity all children will play, irrespective of their age, ability, gender, ethnicity, disability, sexual orientation, social standing, religion or gender.</p>						
1.04	<p>Play deprivation is defined as a deprivation of experience which can impact on all children. The impact of play deprivation can impact on children and young people’s health and well-being, their self-esteem and self-confidence. Play deprivation can also impact on developing essential social skills vital to developing healthy and progressive communities.</p>						
1.05	<p>The COVID-19 pandemic has had a major and unprecedented impact on the lives of children, young people, families and communities across the county.</p> <p>The ongoing delivery of play services by the Council and its partners during this time is evidenced as providing an essential aid to aid recovery from the physical and emotional impacts of the pandemic, particularly</p>						

	where extended lockdowns severely restricted social, physical and educational activities and interaction.
1.06	The Council has reviewed and assessed all its play action plans since the baseline audit undertaken for the Play Sufficiency Assessment in 2013 and subsequent Play Sufficiency Assessments undertaken during a three-year cycle including 2016 and 2019. This review and assessment process has formed the basis for the Play Sufficiency Assessment 2022 and the requirement for annual action planning thereafter.
1.07	The overall rating of the Flintshire Play Sufficiency Report for 2022 is AMBER – there are many positive outcomes evidenced for children and young people and effective partnership working between services and external partners. Available resources within the Council and grant funding are used effectively. However, there is always more that can be done to improve the play experiences of children and young people.
1.08	The development of a Flintshire Play Sufficiency Implementation group, which will be a multi-agency group, will enable the Council to meet its statutory obligation to monitor and evaluate the Play Action Plan 2022/2023.

2.00	RESOURCE IMPLICATIONS
2.01	<p>All of the actions identified with within the Play Sufficiency Action Plan time will be funded via the Welsh Government All Wales Play Opportunities Fund and via other grant awarding bodies .e.g. Town and Community Councils.</p> <p>The Play Development Officer post is a substantive post within the structure of the Integrated Youth Provision and funded by the core budget for the Education and Youth Portfolio so there are no additional implications for the approved revenue budget for this service for either the current financial year or for future financial years. There are no implications for additional capacity or for any change to current workforce structures or roles.</p> <p>Welsh Government have made grant funding available through the Summer of Fun 2022 programme which will also support the delivery of quality play provision for children and young people in Flintshire and contribute to the delivery of the PSA Sufficiency Action Plan.</p>

3.00	IMPACT ASSESSMENT AND RISK MANAGEMENT
3.01	<p>Not specifically required for this report.</p> <p>Risks are monitored via the Education & Youth Portfolio Risk Register</p>

4.00	CONSULTATIONS REQUIRED/CARRIED OUT
4.01	The Play Sufficiency Document attached as an appendix outlines the wide ranging consultation with children, young people, schools, council services and other key partners e.g. Town & Community Councils, to inform the development of the Play Sufficiency Assessment.

5.00	APPENDICES
5.01	Appendix 1 – Draft Play Sufficiency Assessment 2022 Appendix 2 – Play Review and Investment Plan

6.00	LIST OF ACCESSIBLE BACKGROUND DOCUMENTS
6.01	Play Sufficiency Assessments and Action Plans – Welsh Government have provided the local authority with statutory guidance July 2014. https://gov.wales/sites/default/files/publications/2019-07/wales-a-play-friendly-country.pdf

7.00	CONTACT OFFICER DETAILS
7.01	Contact Officer: Janet Roberts - Play Development Officer E-mail: janet.roberts2@flintshire.gov.uk

8.00	GLOSSARY OF TERMS
8.01	None.

Mae'r dudalen hon yn wag yn bwrpasol

Play Sufficiency Assessment Form



Llywodraeth Cymru
Welsh Government

Name of Local Authority: Flintshire County Council

Name of responsible officer: Janet Roberts

Job title: Play Development Officer - Flintshire County Council

Date of completion: 25th May 2022: Second Draft for Chief Officer

Please note that the Play Sufficiency Assessment must be received by the Welsh Government by 30 June 2022



Conducting the Assessment – Play Sufficiency Assessment

As well as establishing a baseline of provision, the Play Sufficiency Assessment will enable the following:

- Identification of gaps in information, provision, service delivery and policy implementation
- Support the establishment of evidence to give an indication of distance travelled in relation to play sufficiency
- Highlight potential ways of addressing issues relating to partnership working
- The input and involvement of all partners increasing levels of knowledge and understanding
- A monitoring system which will involve and improve communication between professionals
- The identification of good practice examples
- Increased levels of partnerships in assessing sufficient play opportunities
- The identification of actions for the Securing Play Sufficiency Action Plan which accompanies the Play Sufficiency Assessment

A template has been produced to support a corporate appraisal of the matters that need to be taken into account as set out in the Statutory Guidance. The indicators listed within each matter are provided as sample indicators which should be amended to meet local issues as appropriate.

The Play Sufficiency Assessment must demonstrate that the Local Authority has taken into account and assessed the matters set out in The Play Sufficiency Assessment (Wales) Regulations 2012 and Statutory Guidance.

As well as providing baseline information, the Assessment can include examples of current practice that the Local Authority wishes to highlight.

Local Authorities might consider structuring the Play Sufficiency Assessment in the following way and as a minimum address all the identified sections.

Principle Statement

Flintshire County Council and its partners are committed to ensuring that all children and young people resident in the county have access to time, space and permission to play as part of their everyday lives. All families and wider communities benefit. We recognise our responsibility to ensure that children living in Flintshire have a 'right to play' as enshrined within Article 31 the United Nations Convention on the Rights of the Child (UNCRC).

Flintshire County Council recognise that play is central to children and young people's enjoyment of life and is essential to their physical and emotional well-being and their healthy development. We recognise that some aspects of our modern society can limit children's time, space and permission to play. Flintshire County Council is committed to the continuation of creating effective partnerships to enable play sufficiency.

Our aim is to help to create rich play environments where children can freely play and to encourage our communities to be as play-friendly as possible to support children's play.

The Play Development team within the Integrated Youth Provision service, Education and Youth portfolio, works with other Flintshire County Council departments and partner-agencies, encouraging individuals to recognise their own impacts with regard to children's play in the county – Impacts can be negative or positive. The team advocate widely for children's play to be considered in the planning of local services; enhancing the development and delivery of play-work projects, and providing ongoing practical advice to families, communities and other professionals in their support of children's right to play.

Through the work of the Play Development team, Flintshire County Council place great value on play with an emphasis on children's right to play. By increasing opportunities for play within local communities Flintshire County Council will enhance children and young people's experience of growing-up in the County.

Context

Flintshire County Council has reviewed and assessed all its play action-plans since the baseline audit, undertaken for the Play Sufficiency Assessment in 2013 and subsequent Play Sufficiency Assessments undertaken during a three-year cycle, 2016 and 2019. This review and assessment process has formed the basis for the Play Sufficiency Assessment 2022 and the requirement for annual action planning thereafter.

Partnership working

Flintshire County Council continue to work closely in partnership with all town and community councils for equipped play areas; match-funding schemes and summer playschemes. Flintshire County Council also work closely with a range of other partners including third sector organisations and community groups for play projects delivered across the county.

e.g. Flintshire County Council's Play Development team have worked in partnership with Action for Children via Welsh Government's Families First grant to provide the P.A.L.S. Project – Play and Leisure Support for children and young people with disabilities.

Flintshire County Council and its partners, local town and community councils and Welsh Government, delivered a countywide summer playschemes programme for 2020 for a two-week period following the easing of the first lockdown. There was a return to 4, 5 and 6 weeks in some towns and villages in partnership with 30 local town and community councils at 57 locations during 2021. Planning and recruitment are ongoing for playscheme summer 2022. Early responses indicate overwhelming support for local playschemes. Playschemes provide for our most vulnerable children including the Flintshire Buddy Scheme supporting children with disabilities and meeting the

needs of Welsh speaking children. These children and young people remain a priority for the county provision.

The well-established and popular match-funding scheme with local town and community councils continues to thrive. This scheme is well-subscribed for the upgrading of equipped play areas in the county on a RAG system (Red; amber, green) to identify those communities most in need. The leading organisation for the match-funding scheme for capital projects is AURA Leisure and Libraries who work closely with the local authority regarding the Play Sufficiency duty.

AURA Leisure and Libraries is a charitable not-for-profit organisation which from 1st September 2017 has been responsible for managing most leisure centres and libraries previously operated by Flintshire County Council. The company's legal model is a Community Benefit Society. The play area design, maintenance and inspection function sits with AURA Leisure and Libraries. AURA Leisure and Libraries continue to work closely with Flintshire County Council with regard to local Play Sufficiency Assessments and action planning. AURA Leisure and Libraries has worked closely with Flintshire County Council to determine projects when funding has been made available to support play. E.g. All Wales Play Opportunities Capital Grants 2020 and 2021, 'Winter of Well-being'. This is in compliance with Flintshire County Council's annual play sufficiency action plans.

Consultation and participation

All service areas and partners involved in the wider play network in Flintshire were asked to consider RAG status 2019 and 2022 and to comment regarding any change. The Flintshire Play Development team were delegated by Flintshire County Council to prepare this response for the Play Sufficiency Assessment 2022. Welsh Government have provided a grant of £10K to support administration and consultation for Play Sufficiency Assessment 2022.

A briefing paper was circulated along with the Welsh Government Play Sufficiency template to all partners and stated:

Flintshire Play Sufficiency 2022 - 2025

All children have the right to play as enshrined in the United Nations Convention on the Rights of the Child. This is recognised both by the UK Government, and by the Welsh Government.

Section 11 of the Children and Families (Wales) Measure 2010 places a statutory duty on all local authorities in Wales to assess and secure sufficient play opportunities for children. This is a task that involves working together to consider the many aspects of community life that affect play opportunities. These include use of the environment; traffic and transport; play and leisure provision and parental and community involvement with play.

Wales – A Play Friendly Country, statutory guidance to local authorities, sets out a wide range of Matters across several policy areas that need to be considered:

- Matter A: Population
- Matter B: Providing for diverse needs
- Matter C: Space available for children to play
- Matter D: Supervised provision
- Matter E: Charges for play provision
- Matter F: Access to space/provision [*this includes travel access, as well as information and publicity*]
- Matter G: Securing & Developing the Play Workforce
- Matter H: Community engagement and participation
- Matter I: Play within all relevant policy and implementation agendas [*Education/schools, Town and Country Planning, Traffic and transport, Health and Wellbeing, Child Poverty, Early years/Childcare and Family policy and initiatives, Community Development, Inter-generational policy and initiatives, Community Safety, Health and Safety*]

Play Sufficiency Assessments were submitted to Welsh Government in March 2013, March 2016 and March 2019. This Assessment is due 30th June 2022. Annual action plans and progress reports are also submitted to the Welsh Government as part of the duty of Flintshire County Council.

Consultation Methodology.

We have circulated background information and the template (including specific areas for completion) to all relevant service areas: -

- Planning Policy – Planning Environment & Economy
- Integrated Youth Provision – Education & Youth
- Flying Start – Social Services
- Parenting Strategy – Social Services
- Family Information Service, Flintshire – Social Services
- Health & Safety – Corporate Policy
- Youth Justice Service – Education & Youth
- Education Welfare Service – Education & Youth
- Holway Community via children; young people; families; community members and Flintshire County Council Senior Management
- Families-First – Welsh Government
- Rural North Family Centre - Social Services
- Streetscene & Transportation
- Childcare Development – Social Services
- Participation Team – Education & Youth
- Countryside Services
- Health Wellbeing & Safeguarding – Education & Youth
- Gypsy Traveller Services

- Housing & Regeneration
- Early Health Hub
- Parents Network
- Town and Community Councils
- Local members
- Flintshire Schools
- Flintshire Early Years Support
- Flintshire Childcare Development
- Flintshire Childcare Offer
- Flintshire Childcare Development
- Flintshire Additional Learning Needs Coordinator
- Mudiad Meithrin
- Coleg Cambria
- Flintshire Healthy Pre-schools
- Action for Children
- Professional Association for Childcare and Early Years
- Flintshire Community Parenting Support
- Clybiau Plant Cymru Kids' Club
- National Day Nursery Association
- Early Years Wales
- Flintshire Early Entitlement

- We have circulated background information and the template provided by Welsh Government which includes specific areas for completion to other partner organisations including the third sector.
- In partnership with all Flintshire Schools, 647 children have responded to the 'BIG PLAY SURVEY 2022' a national survey developed by Play Wales. The response to this survey will also assist Flintshire County Council in developing local action plans.

Surveys were undertaken in all primary schools; secondary schools; specialist schools and pupil referral units via an online survey. This survey has been undertaken since January 2022 and via specific consultation work during play sessions delivered via the Play Development Team working in specific schools and community projects during 2020/2022.

These are specifically:-

Flintshire Summer playschemes for 2021, 2,779 children were registered.

Responses to the 'BIG PLAY SURVEY 2022:

- Responses received by 30th April 2022 - A total of 647 children have responded to the Survey: 47% were boys, 49% were girls and 4% responded as 'other'
- Answering the question: 'Do you think of yourself as disabled?' 7% said yes (45 respondents).
- Children were asked which language they preferred to speak. Of the 647 who answered, 7% preferred Welsh, 87% said preferred English. 5% indicated a preference for another language e.g. Polish, Lithuanian, French, Vietnamese, Romanian, Hungarian, Japanese.
- Ages are as follows: 5 = 1%, 6= 1%, 7=3%, 8= 9%, 9= 11%, 10 = 19%, 11= 23%, 12= 11%, 13= 15%, 14= 7%.

This consultation with the children has shaped the conversations held with key stakeholders. Actions have been developed with partners to reflect the barriers that children highlighted in our research. This information will also inform local and national action planning.

- The Play Development team has undertaken a major piece of research for Play Sufficiency by working closely with the community in the Holway since July 2018 to the present. Via partnership working and external funding the Play Development team has maintained their presence as much as possible during the pandemic and has engaged with all community members.

Flintshire County Council has commissioned the play consultants Ludicology to consult in depth with children, families and community members resident in the Holway community regarding this Play Sufficiency Assessment. A community consultation will take place in May 2022 to determine if there is a willingness and need to develop an Adventure Playground provision for this community. The consultation has been funded 100% by Welsh Government.

- The Play Development Team have consulted with children attending Summer Playscheme and other school and community-based play projects delivered via the Kicks for Kids (Wales) team and P.A.L.S (Play and Leisure Support) for children and young people with disabilities.
- The Play Development team were able to work throughout the pandemic to support the Resilience Hubs during lockdown in seven of the Flintshire Hubs. The evaluation received from schools evidenced how important play and Playwork was in supporting children and providing a positive benefit to the whole school experience during that time.

The following play projects for some of our most vulnerable children have been provided where possible consistently throughout the pandemic. The funding has been via the local authority core budget for Play Development for work during the pandemic and then via Welsh Government's All Wales Play Opportunities Grant i.e. 'Summer of Fun' and 'Winter of Well-being' grants. Contributions have also been made by Welsh Governments Families First Grant P.A.L.S (Play and Leisure Support) for children and young people with disabilities; Connah's Quay Town Council and the Wrexham and Flintshire resilience team for our work with the Riverside gypsy traveller children residing at the Riverside site. Local Town and Community Councils fund the universal county summer playscheme service where all children residing in Flintshire towns and villages are made welcome:

- Ysgol Pen Coch, Specialist Primary school.
- Holway Meadowbank Community.
- Ysgol Maes Hydryd, Specialist Secondary school
- Ysgol Play Derwen, Pupil Referral Unit (PRU)
- Connah's Quay Central Park
- Riverside Gypsy Traveller Project
- P.A.L.S (Play and Leisure Support)
- Flintshire Buddy Scheme
- Flintshire County Summer Playschemes

These projects are evidenced as having had a major and positive impact for children; young people; families; schools and communities. Much of this evidence will provide the data for annual action planning 2022/2023.

- The Play Development Team have consulted directly with young people attending play sessions at Ysgol Maes Hydryd Special School regarding the Play Sufficiency Assessment. The team have also consulted children attending Broughton Junior School and Ysgol Bryn Gwalia.
- The Play Development Team has circulated background information and an abridged template to all local Town and Community Councils and Local Members for information. This is part of the wider public consultation.
- The Play Development Team via the Welsh Language Officer based within the Integrated Youth Provision team, has circulated background information and the template provided by Welsh Government to Urdd Gobaith Cymru, Menter Iaith Sir y Fflint and Mudiad Meithrin.
- The Play Development Team have circulated background information and the template to Theatr Clwyd to respond regarding arts, culture and museum services.

- The Play Development Team has circulated background information and the template to AURA Leisure and Libraries to respond regarding all areas within leisure and library services:
 - Sports Development
 - Dragon Sports
 - Leisure Centres
 - Library Services
 - Play Design and Inspection Team
- The Play Development team have consulted with 38 children, young people and their families who attended the summer playscheme during summer 2021 via the Flintshire Buddy Scheme. Support was provided as appropriate to the needs of the child or young person. The Flintshire Buddy Scheme enabled children and young people with disabilities to play out locally with their peers.
- A wide range of services across a whole spectrum of services and organisations was provided by both the 'Summer of Fun' and 'Winter of Well-being' grants from Welsh Government via the All Wales Play Opportunity Grant 'umbrella'. The positive impact of all these newly created or extended services was well evidenced. This information has been recognised and incorporated into the Play Sufficiency Action Plan 2022/2023.

Maximising Resources

Flintshire County Council has maintained its core budget for capital for children's play. However, due to financial austerity Flintshire County Council is seeking to find ways to identify revenue funding to meet the play needs of children and communities against a backdrop of financial austerity. This of course remains a challenge.

The All Wales Play Opportunities Grant received from Welsh Government in recent years has enabled revenue and capital funded projects to work towards and achieve the targets set within annual Play Sufficiency action plans. Grants via this fund include the Holiday Hunger Playworks grant; 'Summer of Fun' 2021 and 'Winter of Wellbeing' 2021/2022. These grants, although short-term, were provided specifically as part of Welsh Government's support for Wales' recovery from the COVID-19 Pandemic.

This funding has proven invaluable in allowing Flintshire County Council and its partners to move forward on key matters within Play Sufficiency action plan.

e.g.

- Has enabled key partnerships to develop play projects for the most vulnerable children and young people in the county area. E.g. sustained work within the Holway community.

- Improvement and creation of outdoor play-projects to maximise play opportunities in all Flintshire schools in 2020/2021 and 2021/ 2022.
- Allow opportunities for new play projects requiring capital funding e.g. Integrated Youth Provision, Forest Schools and Flying Start project in Flintshire.
- To allow the purchase of capital items e.g. to promote Welsh Language in play and support immersion workers in secondary school settings to provide for increased mental health issues with young people following COVID-19.
- To enable Flintshire County Council to continue the offer to partners to deliver the countywide summer playscheme programme.
- To enable Flintshire County Council to offer partners funding to deliver via Welsh Government's All Wales Play Opportunities Grant 'Summer of Fun' and 'Winter of Well-being' projects.
- To allow the development in partnership of the P.A.L.S. (Play and Leisure Support) and Kicks for Kids (Wales) Projects. These projects provide universal services which can be integrated or targeted. Projects are based in schools or communities of need, working often specifically with the most vulnerable children. E.g. Flintshire Buddy scheme to support children with disabilities to attend their local playscheme with support as necessary.
- To continue working towards achieving bilingual play provision across the County via pilot play projects, delivered in school and communities 2020-2021.

The Play Sufficiency Assessment and Local Well-being Plans.

Play Sufficiency is represented at the most senior level in the county by the Chief Officer for the Education and Youth Portfolio. Consideration is given to the play needs of children living in our communities in our local well-being plan. Play/sport/culture and recreational opportunities meet the county aspirations for the Community Safety; Healthy and Independent Living and Resilient Communities aspects within the local well-being plan - A Well-Being Plan for Flintshire - 2017 -2023.

Monitoring Play Sufficiency

Since local government restructured during 2018, the Play Development team is situated within Integrated Youth Provision, within the Education and Youth Service. The Play Design, Maintenance and Inspection team for equipped play areas are situated within AURA Leisure and Libraries. The responsibility for the Public Open Spaces portfolio, including some school grounds contracts, is with Flintshire County Councils' Streetscene Service. A partnership between all three service areas is in

place informally. There is an intention that the Chief Officer for Education and Youth Services and/or the Lead member for Education and Youth will chair a new group and consequently link county Play Sufficiency matters to the Public Service Board. Monitoring of Play Sufficiency action plans will be via this new county group.

Insights from the Coronavirus

COVID 19 – The Impact of the Pandemic and Covid Recovery 2020 – 2022 Onwards

The pandemic has had a major and unprecedented impact on the lives of children, young people, families and communities across the county.

The ongoing delivery of play services by Flintshire County Council and its partners during this time 2020-2022 is evidenced as providing an essential aid to recovery from the physical and emotional impacts of the pandemic and particularly lockdown.

Continued and increased financial support for the delivery of play services during this time and robust annual action planning for play sufficiency has enabled a major benefit to communities. Funding via a partnership approach E.G. local town and community councils Welsh Government's All Wales Play Opportunities Grants; the Holiday Playworks Project; 'Summer of Fun' and 'Winter of Well-being' projects for 2021/2022.

Comprehensive support, advice and guidance from Welsh Government and Flintshire County Council enabled the delivery of services against the challenging backdrop of the pandemic. The trust shown by Welsh Government, local partners and families for local service providers and organisations has been phenomenal. Flintshire County Council's support for play was total with a range of support services enabling a solid foundation for the safe and effective delivery during the pandemic e.g., Health and Safety; Human Resources and IT.

In Flintshire, via Integrated Youth Provision service, we were able to continue to provide services which are evidenced as providing much needed support for children and young people.

Lockdown reduced or prevented some service areas to deliver. It is now our collective responsibility i.e. Flintshire County Council and partners to work together and effectively continue support for children and young people in their recovery from these experiences.

Criteria

Play Sufficiency Assessment Template

This section contains the “matters that need to be taken into account” as set out under section 10 of the Statutory Guidance.

The Criteria column: sets out the data that needs to be available and the extent to which Local Authorities meet the stated criteria.

The RAG status column: provides a drop down box, whereby the Local Authority can show its assessment of whether that criterion is fully met; partially met; or not met. These have been given Red, Amber Green markers, which appear as words in the drop down boxes. *(In the “RAG status column”, Double click on the word STATUS – this will bring up drop-down form fields options, use the arrow down key until the status required RED, AMBER or GREEN- is at the top then press ok)*

Red, Amber Green (RAG) status is a tool to communicate status quickly and effectively.

Criteria fully met.	Fully met
Criteria partially met.	Partially met
Criteria not met.	Not met

The 2022 column enables the local authority to indicate the direction of travel with the insertion of arrows.

The Evidence to support strengths column: should be used to provide the reason for the chosen criteria status and how the evidence is held.

The Shortfall column: should be used to explain the areas in which the Local Authority does not fully meet the criteria.

The Identified Action for Action Plan column: should be used to show the Local Authority action planning priorities for that Matter.

The Comments section: asks some specific questions for each matter that should enable you to give a clear overview of how the Local Authority complies with the intention and implementation of this matter as set out fully in the Statutory Guidance. It also provides the opportunity to identify challenges and how they might be overcome.

Matter A: Population

The Play Sufficiency Assessment should provide an overview of population and demographic data used locally to plan for play provision. Information should also be included regarding:

- Ages of children
- First language Welsh speaking children
- Cultural factors (such as other language)
- Gypsy Traveller children.
- Disabled children

What has changed in terms of population and demographic trends since Play Sufficiency Assessment 2019?

We are still relying on collective wisdom of officers within the local authority and statistical data. We are awaiting information from the 2021 census.

Our main indicator for targeted work is the population of children eligible for Free School Meals. Since the Play Sufficiency assessment in 2019 the population of children and young people eligible for free school meals stood at 3571. Data from 2020/2021 indicates an increase of children eligible for Free School Meals by 27%, to 4538.

How has/will the Local Authority use its population data to plan for sufficient play opportunities locally?

Data has been used to inform all action planning including the new and extended Covid-19 recovery projects.

Data, including child population statistics, is used by AURA Leisure and Libraries in identifying the need for the continuing work from Aura in developing new and refurbishing existing equipped play facilities.

Flintshire County Council has utilised funding from Winter of Well-Being and Summer of Fun via the All Wales Play Opportunity grant to offer multi-agency services in areas that have been identified as being play deprived and working with our most vulnerable children.

Have there been challenges?

It is difficult to establish a clear view of the population and demographic area within Flintshire. We are still relying on collective wisdom of officers within the local authority and statistical data.

How can these be overcome?

To continue to develop partnerships.

Comments

RAG Status for Matter A


Criteria partially met. 

Tudalen 856

Matter B: Providing for Diverse Needs

The Play Sufficiency Assessment should present data about how the Local Authority and partners aim to offer play opportunities that are inclusive and encourage all children to play and meet together.

RAG Status:

Criteria fully met. 

Play Sufficiency Assessment Template

LA Ref No	Criteria	RAG Status 2019	RAG Status 2022	Evidence to support strengths	Shortfalls	Identified actions for Action Plan
Tudalen 857	1 The play requirements of children living in isolated rural areas are understood and provided for			<p>Continued delivery of the local authority Match-Funding Scheme for improvements to children’s play areas via AURA Leisure and Libraries (see Cabinet report, 20 Nov 2018).</p> <p>Winter of Wellbeing- A programme that worked in partnership with Flintshire Social Services and City of Sanctuary. We commissioned artists to create a bilingual wellbeing pack that was sent to local homes across Flintshire. We are also providing music lessons for individuals and opening more bursary places within our weekly activities. We are extending our weekly workshop offering to anyone ages 4-25 for people that wouldn’t normally access this.</p> <p>FCC – Annual Match-Funding Scheme for improvements to children’s play areas.</p> <p>School and Community Immersion Youth Workers provide support to young people both in school and in the communities. The Youth workers provide bespoke support packages to groups and individuals and link them into more specialist and targeted services as appropriate. The interventions focus on mental and health wellbeing resilience and provide strategies to enable young people to be happy and healthy members of both the school and wider communities and encourage them to have hopes and aspirations for their futures.</p>	Funding doesn’t always stretch to adequate provision of activities and maintenance of play areas.	AURA To continue to consult town and community councils with regard to the capital match funding scheme.

Play Sufficiency Assessment Template

LA Ref No	Criteria	RAG Status 2019	RAG Status 2022	Evidence to support strengths	Shortfalls	Identified actions for Action Plan
				Quality outdoor play spaces are present in many rural villages. Play scheme activities run when funding is available.		
2. Tudalen 858	The play requirements of Welsh language speaking children are understood and provided for			<p>All local authority owned play areas have bilingual information signs.</p> <p>Winter of Wellbeing- A programme that worked in partnership with Flintshire Social Services and City of Sanctuary. We commissioned artists to create a bilingual wellbeing pack that was sent to local homes across Flintshire. We are also providing music lessons for individuals and opening more bursary places within our weekly activities. We are extending our weekly workshop offering to anyone ages 4-25 for people that wouldn't normally access this. This has been funded by the Welsh Government winter of wellbeing fund.</p> <p><i>Bright Sparks</i> is on tour that goes into local primary schools in the most disadvantaged communities in Flintshire, Wrexham, and Denbighshire. Working in partnership with Bangor University, an 8-week tour themed around STEM subjects (Science, Technology, Engineering and Maths) toured to primary schools. <i>Bright Sparks</i> targeted key stage 2 pupils (years 3/4/5/6). This was a bilingual provision – free of charge for schools through Reaching Wider funding. Quotes from the project: <i>'I like maths now!'</i> <i>'They usually go to the toilet 3 to 4 times a session, but no one wanted to go today!'</i></p>	<p>Flintshire County Council and its partners need to collaborate to ensure that play requirements of Welsh language speaking children are understood and provided for via a multi -agency working group. This group would look specifically at the needs of Welsh speaking children, young people families and communities in Flintshire.</p> <p>Short –term/short notice due to the nature of funding</p>	To

Play Sufficiency Assessment Template

LA Ref No	Criteria	RAG Status 2019	RAG Status 2022	Evidence to support strengths	Shortfalls	Identified actions for Action Plan
Tudalen 859				Integrated Youth Provision promotes equality and access for all and facilitates targeted groups and individuals who may not access open access provision or need further specialist support. This includes LGBTQ+ work and the recruitment of a Welsh Language Officer to ensure delivery of the services through the Welsh Language underpins our work but also promotes and celebrates the rich culture of Wales and its language throughout provision.	<p>from welsh government.</p> <p>Major impact for children and young people.</p> <p>Not beyond life of the grant.</p> <p>I.e. summer of fun.</p> <p>July to September 2021 Winter of well-being.</p> <p>October to march 2021/2022.</p>	
3.	The play requirements of children from different cultural background are understood and provided for			All services for children and young people provided by the local authority and partner organisations consider and are respectful of the needs of children and young people from different cultural backgrounds.	Not all services provided are translated into all languages evident in the local authority areas	<p>To identify language needs for children across the county</p> <p>E.g. Refugee families</p>

Play Sufficiency Assessment Template

LA Ref No	Criteria	RAG Status 2019	RAG Status 2022	Evidence to support strengths	Shortfalls	Identified actions for Action Plan
Tudalen 860				<p>The Creative Hub Theatr Clwyd and Social Services hosted a Summer Hub in 2020 and 2021 for the most vulnerable young people in Flintshire. We supported 160 young people through this programme of work and employed 32 Freelance artists. <i>February half term 2021:</i> We worked with 76 vulnerable young people from Flintshire Social Services. We employed 18 freelance artists (directors, designers, visual artists, and actors, musicians) to lead creative workshops with the young people. This was all free of charge.</p> <p>Lleisiau Clwyd Voices- We have established a partnership with Social Services with a new pilot working with 10 artists and 30 young people who have been referred to us via Social Services. This is a pilot project to encourage people who might normally not be heard or be listened to. This programme is built so that we can truly work on making the theatre a home for all, listen to artists and young people and use creative arts as a tool for wellbeing. Theatr Clwyd have been shortlisted in the ‘Social Care Wales 2022 Accolades awards’ for our partnership with Flintshire Social Services. We now have 32 young people from these families within our weekly companies on fully funded bursaries as part of our work to ensure these groups are accessible to all. We are going to take our time in developing our partnerships with Denbighshire and Wrexham Social Services over the next year to establish a strong foundation before delivering in</p>		To use all known resources and translation services /tools as advised

Play Sufficiency Assessment Template

LA Ref No	Criteria	RAG Status 2019	RAG Status 2022	Evidence to support strengths	Shortfalls	Identified actions for Action Plan
Tudalen 861				<p>these counties. Flintshire is held as the benchmark and priority.</p> <p>Quotes for young people <i>'it's a chance to get out of the house, have more freedom, have time for myself ourselves... It's been important to me because I never get a chance to do things like this because I have to care for my mum normally.'</i></p> <p>Winter of Wellbeing- A programme that worked in partnership with Flintshire Social Services and City of Sanctuary. We commissioned artists to create a bilingual wellbeing pack that was sent to local homes across Flintshire. We are also providing music lessons for individuals and opening more bursary places within our weekly activities. We are extending our weekly workshop offering to anyone ages 4-25 for people that wouldn't normally access this. This has been funded by the Welsh Government winter of wellbeing fund.</p> <p><i>Bright Sparks</i> is on tour that goes into local primary schools in the most disadvantaged communities in Flintshire, Wrexham, and Denbighshire. Working in partnership with Bangor University, an 8-week tour themed around STEM subjects (Science, Technology, Engineering and Maths) toured to primary schools. <i>Bright Sparks</i> targeted key stage</p>		

Play Sufficiency Assessment Template

LA Ref No	Criteria	RAG Status 2019	RAG Status 2022	Evidence to support strengths	Shortfalls	Identified actions for Action Plan
Tudalen 862				<p>2 pupils (years 3/4/5/6). This was a bilingual provision – free of charge for schools through Reaching Wider funding. Quotes from the project: <i>'I like maths now!'</i> <i>'They usually go to the toilet 3 to 4 times a session, but no one wanted to go today!'</i></p> <p>Detached and Outreach Work - Integrated Youth Provision Detached and Outreach provision meet with young people in the communities where they meet and socialise. The Detached team support Aura Leisure and Libraries outreach sports sessions, meeting and talking to young people and providing them with information and signposting to support services</p>		
	The play requirements and support needs of disabled children are understood and provided for.			<p>Inclusivity is a key element of all existing and any new play provision including staffed play provision delivered by the local authority and its partners The school sport survey is conducted every 2/3 years which is the largest survey of its kind in Europe. This enables us to understand inclusive needs Consultation is conducted with Clubs, families and health professionals.</p> <p>Inclusivity is a key element of all existing play area refurbishments and designs for new play facilities.</p> <p>Play schemes ensure all are welcome and encourage users of all abilities</p>	<p>Whilst this is encouraged there is little evidence of accessibility in terms of equipment and adaptations to play areas</p> <p>Hope Community Council: is that there is a lack disabled play facilities and</p>	<p>To work with AURA and town and community councils to identify shortfalls regarding access and equipment. To provide information with regard to the inclusivity of playgrounds that are developed in Flintshire</p>

Play Sufficiency Assessment Template

LA Ref No	Criteria	RAG Status 2019	RAG Status 2022	Evidence to support strengths	Shortfalls	Identified actions for Action Plan
					equipment in the community and across the county.	
5. Tudalen 863	Play projects and providers have access to a range of resources which support inclusion			<p>Services delivered via local authority play projects have access to a wide range of resources to enable access to facilities and services.</p> <p>The Creative Hub Theatr Clwyd and Social Services hosted a Summer Hub in 2020 and 2021 for the most vulnerable young people in Flintshire. We supported 160 young people through this programme of work and employed 32 Freelance artists. <i>February half term 2021:</i> We worked with 76 vulnerable young people from Flintshire Social Services. We employed 18 freelance artists (directors, designers, visual artists, and actors, musicians) to lead creative workshops with the young people. This was all free of charge.</p> <p>Lleisiau Clwyd Voices- We have established a partnership with Social Services with a NEW PILOT working with 10 artists and 30 young people who have been referred to us via Social Services. This is a pilot project to encourage people who might normally not be heard or be listened to. This programme is built so that we can truly work on making the theatre a home for all, listen</p>	Not evidenced from other providers.	No shortfall

Play Sufficiency Assessment Template

LA Ref No	Criteria	RAG Status 2019	RAG Status 2022	Evidence to support strengths	Shortfalls	Identified actions for Action Plan
Tudalen 864				<p>to artists and young people and use creative arts as a tool for wellbeing. Theatr Clwyd have been shortlisted in the 'Social Care Wales 2022 Accolades awards' for our partnership with Flintshire Social Services. We now have 32 young people from these families within our weekly companies on fully funded bursaries as part of our work to ensure these groups are accessible to all. We are going to take our time in developing our partnerships with Denbighshire and Wrexham Social Services over the next year to establish a strong foundation before delivering in these counties. Flintshire is held as the benchmark and priority.</p> <p>Quotes for young people <i>'it's a chance to get out of the house, have more freedom, have time for myself ourselves... It's been important to me because I never get a chance to do things like this because I have to care for my mum normally.'</i></p> <p>Open Access Youth Clubs: Over 80% were re-opened in the month of September 21 when High Schools started back with the remaining clubs opening shortly after offering drop-in evening sessions for those aged 11-25.</p> <p>Resilience Project is now fully up and running again and is offering an intensive support package for young people aged 16 to 25 who are struggling with their wellbeing. Social groups and support into further education, volunteering or employment.</p>		

Play Sufficiency Assessment Template

LA Ref No	Criteria	RAG Status 2019	RAG Status 2022	Evidence to support strengths	Shortfalls	Identified actions for Action Plan
Tudalen 865						
	6.	There is a well-known and agreed mechanism which is used to identify the need for separate provision for disabled children		<p>Youth, Disability and Well-being and Disability Sport programmes sign post referrals to play, sport and recreation provision. This includes referrals from the Early Help Hub</p> <p>Families First have commissioned a Disability Consortia. Play is represented in this group via the P.A.L.S. project (Play and leisure Support)</p> <p>The Consortia offer a service that meets the deliverables and secures positive outcomes by sharing best practice and the expertise of our partners to deliver a needs-led approach that meets the holistic needs of the referred children, young people and families affected by disability.</p> <p>This collaboration delivers bespoke programmes of support to meet individual needs, including:</p> <p>Learning and Development interventions to support disabled young people develop healthy life skills e.g., budgeting, healthy eating and exercise Social activities for disabled YP to develop new skills and promote creativity</p> <p>Local community-based activities with members of the consortium e.g., Aura, Flintshire Buddy play scheme</p>	<p>Trelawny CC: The main issue should be one of integration within play. A strategy that follows what schools are doing to integrate disabled, LGBT, and children from diverse ethnic backgrounds is needed. Small councils cannot provide this opportunity for children without both public and private assistance. E.g., in the Trelawnyd area the community provides an Independent Youth Club and Toddler Group</p>	Information regarding self-funded services in rural areas to be shared with statutory services.

Play Sufficiency Assessment Template

LA Ref No	Criteria	RAG Status 2019	RAG Status 2022	Evidence to support strengths	Shortfalls	Identified actions for Action Plan
Tudalen 866				<p>providing additional support to provide integrated activities of choice.</p> <p>Groundwork ‘Open mind, open spaces’ scheme supports disabled young</p> <p>People and their families to engage with Green Spaces to improve physical and mental wellbeing.</p> <p>Daffodils provide planned community-based activities involving extended families and days out to community venues.</p> <p>Play activities are accessed as appropriate during weekends and evenings throughout the week and school holidays and our aim is always to be fully integrated into community activity.</p> <p>All partners within the consortium deliver services and support children and young people where two or more ACES have been identified; linking families to timely benefit and housing support enables them to access additional income or appropriate housing to better enable families to live healthy lives without financial hardship.</p> <p>In partnership with family support services peer support programmes are provided working with disabled young people and their parents. Within the consortium there are models of innovation such as AFC Parent Support Group</p>	<p>financed by local fundraising and grants from private grant givers. No funding is received from statutory agents</p>	

Play Sufficiency Assessment Template

LA Ref No	Criteria	RAG Status 2019	RAG Status 2022	Evidence to support strengths	Shortfalls	Identified actions for Action Plan
Tudalen 867				<p>and Daffodils Parent-lead Support ensures that the emotional wellbeing of families is promoted.</p> <p>Through AFC group activities young people develop natural, appropriate friendships which are promoted outside of the group. This approach is supported by:</p> <p>Aura's volunteer pathway — sustainable opportunities in community activities where young people are encouraged to support each other.</p> <p>Sports Development deliver Inclusive 'playmaker' training for Year 5/6 pupils, promoting support for disabled peers in physical activity.</p> <p>Disability Sport Wales delivers 'Mini DIT' (Disability inclusion training), where the main emphasis is on inclusion and having fun.</p> <p>Daffodils — peer support networks are naturally formed along with parent/carer support during activities/social events.</p> <p>The Consortia offer advice and guidance to families for them to understand the benefit system and support them to access support where there is financial hardship. This includes access to the right information in the right format. As a consortium, there have been established and</p>		

Play Sufficiency Assessment Template

LA Ref No	Criteria	RAG Status 2019	RAG Status 2022	Evidence to support strengths	Shortfalls	Identified actions for Action Plan
Tudalen 868				<p>effective working relationships which can be relied upon to 'join-up' services available and signpost to FISF, Newcis for parents of disabled child, parental informal advice and assistance (amongst others).</p> <p>Actif 4 – 16 whereby children on the scheme access AURA Leisure and Library facilities at a lower cost and direct debit which is at a lower rate.</p> <p>AURA Leisure and Libraries ice rink sessions exclusively for children with disabilities The Consortia offer a service that meets the deliverables and secures positive outcomes by sharing best practice and the expertise of our partners to deliver a needs-led approach that meets the holistic needs of the referred children, young people and families affected by disability</p>		
	7.	Access audits for all play provision as described in the guidance are undertaken		<p>Access is a key consideration during the design or refurbishment of a play area.</p> <p>Access is a key consideration during the design or refurbishment of a play area.</p> <p>An independent play survey was completed in 2020 which included individual site condition and play value reports.</p>	None identified	N/A
	8.	Designated play space is provided and well maintained on gypsy traveller sites		<p>Housing and Assets commented that initial plans have been drawn up for a refurbished site which include provision for play. The new site provision will be for 2023 and will be for green space area plus a community hub with Wi-Fi requested from young people as part of the consultation. Within the green space area there will be a</p>	No provision until 2023.	To continue to establish links with children, young people, families and gypsy traveller communities in

Play Sufficiency Assessment Template

LA Ref No	Criteria	RAG Status 2019	RAG Status 2022	Evidence to support strengths	Shortfalls	Identified actions for Action Plan
				mixture of age-appropriate equipment, some of which will be cordoned off for very young people.		preparation for new site 2023.
9.	The requirements of young carers are understood and provided for			Information to follow.		
10. Tudalen 869	The requirements of lesbian, gay or bisexual (LGB) children are understood and provided for			<p>A youth club is being established in Deeside Leisure Centre which caters specifically for LGBT provision This is a partnership between Integrated Youth Provision and AURA Leisure and Libraries</p> <p>Integrated Youth Provision promotes equality and access for all and facilitates targeted groups and individuals who may not access open access provision or need further specialist support. This includes LGBTQ+ work and the recruitment of a Welsh Language Officer to ensure delivery of the services through the Welsh Language underpins our work but also promotes and celebrates the rich culture of Wales and its language throughout provision.</p> <p>Holywell Town Council: All play equipment, play areas and schemes should be gender neutral and sexual orientation neutral. The establishment of a policy to ensure all play areas when upgraded allow for installation of play equipment that caters for disabled children is recommended</p>		<p>Flintshire county council and aura to inform town and community councils that.</p> <p>Any play areas which are upgraded will have Inclusive play equipment and when funding opportunities are available all the improvements take into consideration Inclusive play opportunities along with improving access for all.</p>

Providing for Diverse Needs

How has data been used (or how will the data be used) to address the barriers that children with diverse needs face in accessing inclusive and accessible opportunities for playing?

Have there been challenges?

There have been many challenges during the past two years, lockdown and the pandemic.

Services were prevented and our most vulnerable children greatly impacted by isolation

How can these be overcome?

Challenges were overcome by continuing to provide services when possible and legal with all Covid 19 control in place. It was essential that services that could be delivered were supported by Public Health Wales, Local Authority Senior Management and Health and Safety Officers.

Providing for Diverse Needs

How has data been used (or how will the data be used) to address the barriers that children with diverse needs face in accessing inclusive and accessible opportunities for playing?

The data has been used to plan and deliver a wide range of services across the county both integrated and targeted specifically.

This has benefited children young people with disabilities and their families in Flintshire

Consortiums have continued during the past 3 years to bring service areas and organisations together to work in partnership i.e. the Flintshire Disability consortium funded by the Welsh Government Families First Grant and the Welsh Government Play Opportunities Grant in partnership with Local Authority, Education and Youth services

Comments:

7
8
9
10
11
12
13
14
15
16
17
18
19
20
21
22
23
24
25
26
27
28
29
30
31
32
33
34
35
36
37
38
39
40
41
42
43
44
45
46
47
48
49
50
51
52
53
54
55
56
57
58
59
60
61
62
63
64
65
66
67
68
69
70
71
72
73
74
75
76
77
78
79
80
81
82
83
84
85
86
87
88
89
90
91
92
93
94
95
96
97
98
99
100

Anonymous - town and community council – The requirements of councils to maintain and update play areas should be highlighted further and inclusive of all needs.

The link between the Local Authority and partners /particularly councils/users' needs to be strengthened further

The data has been used to plan and deliver a wide range of services across the county both integrated and targeted specifically.

This has benefited children and young people with disabilities and their families in Flintshire wherever possible during the pandemic

Consortiums have continued to bring service areas and organizations' together to work in partnership i.e., the Flintshire Disability consortium funded by the Welsh Government Families First Grant and the Welsh Government All Wales Play Opportunities Grant in partnership with Local Authority education and Youth services

Flintshire County Summer playscheme 2019/2020/2021 -

Services continued during the pandemic. This was enabled with much support from Corporate Services, Senior Management and Elected Members. Locally town and community councils continued unwaveringly to support summer playschemes in partnership providing financial contributions to meet total project costs. Welsh Government have also provided financial support and guidance to enable safe and effective delivery.

E.g. 2021 There were 2,779 (Please check) with 14,019 attendances during the total 6 week period

120 children and young people were registered to the two Welsh Language playschemes

38 children and young people with disabilities attended their local play provision via the Flintshire Buddy scheme

The impact for both the delivery of summer playscheme during 2020 and 2021 was extremely positive. It was evidenced that Children and young people were made happier and healthier via attending playscheme. Service delivery is evidenced as providing a positive contribution towards whole family recovery following the pandemic

Play Sufficiency Assessment Template

By Following procedures from WG/LA/Public Health Wales and well -managed risk-management the Local Authority were able to deliver services safely and to a high standard.

e.g.

Online pre-registration of all children including COVID 19 declarations
Comprehensive, well managed and safe onsite practice
Bespoke training for the delivery of play services in compliance with Covid 19 risk management.

Play Projects - Delivered by the Local Authority.

Connah's Quay Town Council (Central Park)

Total sessions: 89

Ages:5-12: Average age 8

Average Attendance: 14. Average Attendance boys: 11. Average Attendance girls:3

Comments

"This is the best day ever" Dec aged 6

"Wish this was on every night" Ruben aged 7

"This is proper football under lights" Alfie aged 7

"I can't believe this is free" J.R. a satisfied parent.

"I didn't used to like football but this is good fun especially the funky chicken and the dice" Grace

"I like doing the Welsh stuff" Ollie aged 11

The Holway(Meadow Bank) Holywell

Total sessions 42

Age 5-16: Average age 14

Average Attendance: 15. Average attendance boys 10: Average attendance girls 5.

Comments

"Can't you come everyday as we get really bored when you're not here" Kai aged 10

"will we be getting food every session" Tegan aged 13

"This is great for the kids and much needed" a recently moved in resident

"When you're here we're not bored and keeps us out of trouble" Tom aged 15

Play Sufficiency Assessment Template

"This is the only **exercise** I get now" Dan aged 12
"Will this be on every day in the Summer?" Frankie aged 12
"We appreciate the time and effort that you guys put in" Dan a grateful parent.

Riverside Park(Gipsy Traveller Project)

Total sessions : 31

Age 5-16: Average age 15

Average Attendance: 9 Average Attendance boys 9 (there had been no girls up until three weeks ago when three girls attended and have continued to do so.

Comments

"Will you be coming every week cos it's the only football we get as no one wants *****
at their clubs or in their schools" Paddy aged 15

"We have nothing to do here" Mikey aged 12

"It's murder to get from here as the footpath is overgrown and then we have to cross the main road" Eric aged 8

Plas Derwen PRU(Queensferry)

Total sessions 38

Age 11-16 Average age 14

Average Attendance: 12. Average Attendance boys 12: There are very few girls within the system which results in rare attendances by girls.

Comments

"Kicks4kids gives everyone a lift when we see Kicks4kids arrive" Linda staff member.

"I love this, I look forward to it every week" Alfie aged 14

"Stevie never joins in anything apart from this" Ms B staff member.

"The older children respond really well to this" Deputy head teacher.

Ysgol Maes Hyfryd Mainstream and 6th Form

Total sessions: 42

Age 11-18 Average age 15

Average Attendance: 41. Average Attendance boys 26: Average Attendance girls 15.

Comments

"Kicks4kids are here everything is ok with the world." 6th Form head

"Football used to be my least favourite sport but now it's my favourite" Charlie aged 14

"This is so good for us and the pupils alike" Ms H staff member.

"I look forward to this all week" Y aged 13

"Could we have the Welsh instruction dice please? As we have kids who are non-communicative and this would help so much" Ms H, staff member.

"The funky chicken is the best warm up ever" Evan aged 15

"I practice in my Nan's garden to get ready for this" Logan aged 12.

Ysgol Pen Coch (Flint)

Total sessions:16

Age 5-11 Average age 10

Average Attendance: 44. Average Attendance boys 29. Average Attendance girls 15.

Comments

"Best day of the week" Morgan aged 11

"The best part of my week is when you come and we have a match" Alfie aged 11

"The funky chicken really gets the kids to engage and the fact there's an actual rubber chicken is just brilliant." Mrs H, staff member

"We struggle to get them to exercise but once the chicken comes out they all join in" Ms H ,staff member

Matter C: Space available for children to play: Open Spaces and Outdoor unstaffed designated play spaces

The Local Authority should recognise that all open spaces within their area are potentially important areas where children can play or pass through to reach other play areas or places where they go.

RAG Status

Criteria partially met.



Open Spaces

Play Sufficiency Assessment Template

LA Ref No	Criteria	RAG Status 2019	RAG Status 2022	Evidence to support strengths	Shortfalls	Identified actions for Action Plan
-----------	----------	-----------------	-----------------	-------------------------------	------------	------------------------------------

Tudalen 875

Play Sufficiency Assessment Template

<p>1.</p> <p style="writing-mode: vertical-rl; transform: rotate(180deg);">Tudalen 876</p>	<p>The Local Authority has undertaken an Open Space Assessment (OSA) that maps areas that are used, or might be used for playing as listed in the Statutory Guidance</p>			<p>Work has commenced to update the 2007 Open Space Survey with representatives from Aura, FCC Planning & FCC Streetscene contributing to the revised document; target date for completion is 2019/20.</p> <p>The Open Space assessment has been updated March 2021 and is available on the Local Development Plan (LDP) examination webpage https://www.flintshire.gov.uk/en/PDFFiles/Planning/Examination-Library-Documents/FCC/FCC004-Open-Space-Assessment-March-2021.pdf</p> <p>Holywell TC: An audit and condition survey of all play areas should be completed to inform the future replacement strategy. Any regulations applicable to dog fouling and handling should be enforced.</p>	<p>Whilst this may be true there are many spaces in rural areas of Flintshire that could be adapted and managed as open access play areas.</p>	<p>Continued partnership working with Flintshire County Council Streetscene services; country side services and AURA.</p> <p>Continued dialogue and communication with all local town and community councils</p>
--	--	--	--	---	--	--

Play Sufficiency Assessment Template

2.	The Local Authority has undertaken an Accessible Greenspace Study that maps areas that are used for playing			<p>Green Spaces framework was approved by FCC Cabinet 2018</p> <p>Trelawnyd Community Council: Safe play and sports field's areas are important but so are informal play areas. Such areas could be garage spaces or streets where traffic calming and 20mph street limits are in place. Careful planning of where play areas are recognised/prioritised and their proximity to sheltered housing needs to be considered. New developments must have play space which is either informal or formal and with Natural surveillance. Play areas and sports fields also need to be dog free. Sports fields must not become development areas.</p>	Whilst this may be true there are many spaces in rural areas of Flintshire that could be adapted and managed as open access play areas	
3. Tudalen 877	The Local Authority undertakes access audits at all open spaces and implements proposals to improve access and safety			Holywell Town Council: An audit and condition survey of all play areas should be completed to inform the future replacement strategy. Any regulations applicable to dog fouling and handling should be enforced.		
4.	The Local Authority has developed its own Open Space Standards in accordance with the advice and requirements of Planning Policy			<p>The future Standard will/should be informed following the completion of the revised Open Space Survey. The future Standard will likely be determined by the Section 106 working group (chaired by Mandy Lewis, FCC Planning Development Manager). This group currently meets monthly and is attended by Aura's Play Design Officer.</p> <p>The Open Space assessment has been completed which includes an open space standard in line with the requirements</p>		

Play Sufficiency Assessment Template

	Wales			of the FIT (fields in Trust) standard. https://www.fieldsintrust.org/Upload/file/guidance/Guidance-for-Outdoor-Sport-and-Play-Wales.pdf		
5.	The Local Authority undertakes and actions play value assessments in public open space			Holywell TC: An audit and condition survey of all play areas should be completed to inform the future replacement strategy. Any regulations applicable to dog fouling and handling should be enforced.		
6. Tudalen 878	Brownfields sites owned by the local authority are assessed for the potential for the site to be reclaimed for provide for children's play			Trelawnyd Community Council: Safe play and sports field's areas are important but so are informal play areas. Careful planning of where play areas are recognised/prioritised and their proximity to sheltered housing needs to be considered. New developments must have play space which is either informal or formal and with natural Sports fields must not become development areas.		

Outdoor Unstaffed Designated Play Spaces

LA Ref No	Criteria	RAG Status 2019	RAG Status 2022	Evidence to support strengths	Shortfalls	Identified actions for Action Plan
7.	The Local Authority keeps an up to date record of all designated play space as described in the Statutory Guidance			Held as a mapping data layer by the local authority's GIS Manager. Held as a mapping data layer by the local authority's GIS Manager and has been updated as part of the latest open space assessment (2021).	None identified	NONE
Tudalen 879	The Local Authority assesses play spaces for play value and potential to increase in play use as set out in the Statutory Guidance			Trelawnyd Community Council- : Safe play and sports field's areas are important but so are informal play areas. Such areas could be garage spaces or streets where traffic calming and 20mph street limits are in place. Careful planning of where play areas are recognised/prioritised and their proximity to sheltered housing needs to be considered. New developments must have play space which is either informal or formal and with Natural surveillance Play areas and sports fields also need to be dog free. Sports fields must not become development areas. Holywell TC: An audit and condition survey of all play areas should be completed to inform the future replacement strategy. Any regulations applicable to dog		Continued partnership working with Flintshire County Council Streetscene services; country side services and AURA. Continued dialogue and communication with all local town and community councils

Play Sufficiency Assessment Template

				fouling and handling should be enforced.		
9.	The Local Authority undertakes access audits at all designated play spaces and implements proposals to improve access and safety			Access audits completed in 2020 for children’s play areas as part of the independent play survey.	None identified	None
10.	The Local Authority has developed and agreed a new fixed play provision standard			FCC Planning is the strategic lead in relation to providing specifications to developers; Aura provides developers with practical guidance.	None identified	None
Tudaten 880	The Local Authority undertakes and actions play space assessments in designated play spaces			<p>Aura has maintained and updated the 2010 Play Areas’ Survey and its findings inform the annual match-funding programme (see Cabinet report, 20 Nov 2018).</p> <p>The annual match-funding programme and spending of the FCC capital allocation for play areas is informed by the findings of the 2020 independent play survey.</p> <p>Holywell TC: An audit and condition survey of all play areas should be completed to inform the future replacement strategy. Any regulations applicable to dog fouling and handling should be enforced.</p>	None identified	None
12.	<p>The Local Authority has introduced smoke-free playgrounds</p> <p>The local authority complies with The</p>			This principle remains in operation.		

Play Sufficiency Assessment Template

	Smoke-free Premises and Vehicles (Wales) Regulations 2020 that requires playgrounds in Wales to be smoke-free.					
13.	The Local Authority has removed 'no ball games' signs to encourage more children playing in the community			This function resides with FCC Streetscene and Housing.		Information to follow
14.	The Local Authority has erected signs, such as Play Priority Signs to encourage more children playing in the community			The first Play Priority Sign (funded via Section 106) was erected in St. Mary's Park Play area, Mold in early 2019.	None identified	Information to follow
15.	The Local Authority includes a recognition of the importance of playing fields to children's play when any disposal decisions are made					Information to follow
16.	The Local Authority includes children and					Information to follow

Play Sufficiency Assessment Template

	their families in any consultations regarding decisions to dispose of playing fields					
17.	The Local Authority refers to guidance around creating accessible play space when refurbishing or developing new playgrounds			<p>FCC, in partnership with Aura, adheres to all available guidance when developing or refurbishing a play area.</p> <p>Gronant this was done via a series of meetings and attempts at consultation (low / no returns received) and collection of partner services views</p>	Disappointing that there was a low response, but Covid restrictions did limit consultation.	

Tudalen 88

Comments:

Anonymous – No ball games signs remain in place. We need an independent school sized field. We are surrounded by fields but the focus to date has been to sell off land for development. It would be so impressive if there were incentives to develop these as playing fields/open spaces. I totally understand the conflict of dual usage of space/field in schools and is never ideal

Play Sufficiency Assessment Template

Matter D: Supervised provision

The Local Authority should aim to offer a range of supervised play provision.

RAG Status

Criteria fully met. Fully met

Playwork provision

LA Ref No	Criteria	RAG Status 2019	RAG Status 2022	Evidence to support strengths	Shortfalls	Identified actions for Action Plan
Flintshire 883	The Local Authority keeps an up to date record of all supervised playwork provision as described in the Statutory Guidance			<p>The Play Development team, Childcare Development team and the Family Information Service Flintshire collate and maintain a comprehensive database regarding supervised play provision</p> <p>There is an up-to-date record of all sites run by Aura Sports Development that provide Sports and Recreation.</p> <p>The Childcare Development team holds an up-to-date record of all current CIW registered and unregistered out of school provision</p>	Links to organisations providing for older children both internally and external to those provided by the local authority	

Play Sufficiency Assessment Template

LA Ref No	Criteria	RAG Status 2019	RAG Status 2022	Evidence to support strengths	Shortfalls	Identified actions for Action Plan
Tudalen 884				<p>Open Access Youth Clubs: Over 80% were re-opened in the month of September 21 when High Schools started back with the remaining clubs opening shortly after offering drop-in evening sessions for those aged 11-25.</p> <p>Holywell TC: The existing Youth Club and Centre facilities should be maintained and developed to support these objectives.</p>		
	The Local Authority offers playwork provision which offers a rich play environment as described in the Statutory Guidance			<p>See Cabinet report for 20 Nov 2018 which outlines FCC commitment to fixed play areas in terms of match-funding scheme and three-year (2017-20) capital programme allocation.</p> <p>All local authority staffed play provision aims to provide a rich play environment via the introduction of loose parts and training for team members.</p> <p>Open Access Youth Clubs: Over 80% were re-opened in the month of September 21 when High Schools started back with the remaining clubs opening shortly after offering drop-in evening sessions for those aged 11-25.</p> <p>The local play area has always demonstrated this – historically playworkers and users have developed the space to encompass diverse</p>	No continuity – funding appears to be withdrawn and the momentum lost	

Play Sufficiency Assessment Template

LA Ref No	Criteria	RAG Status 2019	RAG Status 2022	Evidence to support strengths	Shortfalls	Identified actions for Action Plan
Tudalen 885				<p>activities which suit all ages, preferences and abilities</p> <p>Holywell TC: The existing Youth Club and Centre facilities should be maintained and developed to support these objectives.</p> <p>Open Access Youth Clubs: Over 80% were re-opened in the month of September 21 when High Schools started back with the remaining clubs opening shortly after offering drop-in evening sessions for those aged 11-25.</p> <p>Forest School now runs 4 days per week consisting of 2 days for High School students, a day for those attending the PRU and a day for under 5's run in partnership with Social Services jointly staffed by Flying Start Family workers and Youth Workers.</p> <p>Resilience Project is now fully up and running again and is offering an intensive support package for young people aged 16 to 25 who are struggling with their wellbeing. Social groups and support into further education, volunteering or employment.</p>		
	The Local Authority ensures that partners			The partners in Flintshire County Councils match-funding programme are Town & Community		

Play Sufficiency Assessment Template

LA Ref No	Criteria	RAG Status 2019	RAG Status 2022	Evidence to support strengths	Shortfalls	Identified actions for Action Plan
Tudalen 886	offering playwork provision are supported to offer rich play environments as described in the Statutory Guidance			<p>Councils and they have supported fixed play provision for the past 9 years. Other partners include community action groups e.g., Sychdyn Coronation Playing Fields Association.</p> <p>All local authority staffed play provision aims to provide a rich play environment via the introduction of loose parts and training for team members.</p> <p>Flintshire out of school providers are encouraged to have membership with Clybiau Plant Cymru Kids Clubs (CPCCKC) - Membership for the last 2 years has been free to take advantage of their support, guidance and training</p> <p>Open Access Youth Clubs: Over 80% were re-opened in the month of September 21 when High Schools started back with the remaining clubs opening shortly after offering drop-in evening sessions for those aged 11-25.</p> <p>Forest School now runs 4 days per week consisting of 2 days for High School students, a day for those attending the PRU and a day for under 5's run in partnership with Social Services jointly staffed by Flying Start Family workers and Youth Workers.</p>		

Play Sufficiency Assessment Template

LA Ref No	Criteria	RAG Status 2019	RAG Status 2022	Evidence to support strengths	Shortfalls	Identified actions for Action Plan
Tudalen 887				<p>Resilience Project is now fully up and running again and is offering an intensive support package for young people aged 16 to 25 who are struggling with their wellbeing. Social groups and support into further education, volunteering or employment.</p> <p>School and Community Immersion Youth Workers provide support to young people both in school and in the communities. The Youth workers provide bespoke support packages to groups and individuals and link them into more specialist and targeted services as appropriate. The interventions focus on mental and health wellbeing resilience and provide strategies to enable young people to be happy and healthy members of both the school and wider communities and encourage them to have hopes and aspirations for their futures.</p> <p>Youth Council The youth council gives a representative voice at local and national for young people aged between 11-25 in Flintshire. The Youth Council supports and informs the work of Flintshire County Council's cabinet. The Youth Council is informed by and has the UNCRC and the National Participation Standard at the core of its work and seeks to educate and promote these to young people and professionals in all their work and activities.</p>		

Play Sufficiency Assessment Template

LA Ref No	Criteria	RAG Status 2019	RAG Status 2022	Evidence to support strengths	Shortfalls	Identified actions for Action Plan
Tudalen 888				<p>Integrated Youth Provision promotes equality and access for all and facilitates targeted groups and individuals who may not access open access provision or need further specialist support. This includes LGBTQ+ work and the recruitment of a Welsh Language Officer to ensure delivery of the services through the Welsh Language underpins our work but also promotes and celebrates the rich culture of Wales and its language throughout provision.</p> <p>Detached and Outreach Work - Integrated Youth Provision Detached and Outreach provision meet with young people in the communities where they meet and socialise. The Detached team support Aura Leisure and Libraries outreach sports sessions, meeting and talking to young people and providing them with information and signposting to support services.</p> <p>Holywell TC: The existing Youth Club and Centre facilities should be maintained and developed to support these objectives.</p>		
	Staffed playwork provision that the Local Authority			This meets National Minimum Standards through Risk Assessments/NGB and activity guidelines for activities provided by AURA Sports Development.		

Play Sufficiency Assessment Template

LA Ref No	Criteria	RAG Status 2019	RAG Status 2022	Evidence to support strengths	Shortfalls	Identified actions for Action Plan
Tudalen 889	provides meets the regulatory requirements and National Minimum Standards			<p>Winter of Wellbeing- A programme that worked in partnership with Flintshire Social Services and City of Sanctuary. We commissioned artists to create a bilingual wellbeing pack that was sent to local homes across Flintshire. We are also providing music lessons for individuals and opening more bursary places within our weekly activities. We are extending our weekly workshop offering to anyone ages 4-25 for people that wouldn't normally access this. This has been funded by the Welsh Government winter of wellbeing fund.</p> <p>Open Access Youth Clubs: Over 80% were re-opened in the month of September 21 when High Schools started back with the remaining clubs opening shortly after offering drop-in evening sessions for those aged 11-25.</p> <p>Forest School now runs 4 days per week consisting of 2 days for High School students, a day for those attending the PRU and a day for under 5's run in partnership with Social Services jointly staffed by Flying Start Family workers and Youth Workers.</p> <p>Resilience Project is now fully up and running again and is offering an intensive support package</p>		

Play Sufficiency Assessment Template

LA Ref No	Criteria	RAG Status 2019	RAG Status 2022	Evidence to support strengths	Shortfalls	Identified actions for Action Plan
Tudalen 890				<p>for young people aged 16 to 25 who are struggling with their wellbeing. Social groups and support into further education, volunteering or employment.</p> <p>School and Community Immersion Youth Workers provide support to young people both in school and in the communities. The Youth workers provide bespoke support packages to groups and individuals and link them into more specialist and targeted services as appropriate. The interventions focus on mental and health wellbeing resilience and provide strategies to enable young people to be happy and healthy members of both the school and wider communities and encourage them to have hopes and aspirations for their futures.</p> <p>Youth Council The youth council gives a representative voice at local and national for young people aged between 11-25 in Flintshire. The Youth Council supports and informs the work of Flintshire County Council's cabinet. The Youth Council is informed by and has the UNCRC and the National Participation Standard at the core of its work and seeks to educate and promote these to young people and professionals in all their work and activities.</p>		

Play Sufficiency Assessment Template

LA Ref No	Criteria	RAG Status 2019	RAG Status 2022	Evidence to support strengths	Shortfalls	Identified actions for Action Plan
Tudalen 891				<p>Integrated Youth Provision promotes equality and access for all and facilitates targeted groups and individuals who may not access open access provision or need further specialist support. This includes LGBTQ+ work and the recruitment of a Welsh Language Officer to ensure delivery of the services through the Welsh Language underpins our work but also promotes and celebrates the rich culture of Wales and its language throughout provision.</p> <p>Detached and Outreach Work - Integrated Youth Provision Detached and Outreach provision meet with young people in the communities where they meet and socialise. The Detached team support Aura Leisure and Libraries outreach sports sessions, meeting and talking to young people and providing them with information and signposting to support services.</p> <p>Holywell TC: The existing Youth Club and Centre facilities should be maintained and developed to support these objectives.</p>		
	Staffed playwork provision that the Local Authority funds meets the regulatory			This meets National Minimum Standards through Risk Assessments/NGB and activity guidelines for activities provides by AURA Sports Development.	Only play providers registered with CIW can apply	

Play Sufficiency Assessment Template

LA Ref No	Criteria	RAG Status 2019	RAG Status 2022	Evidence to support strengths	Shortfalls	Identified actions for Action Plan
Tudalen 892	requirements and National Minimum Standards			<p>Winter of Wellbeing- A programme that worked in partnership with Flintshire Social Services and City of Sanctuary. We commissioned artists to create a bilingual wellbeing pack that was sent to local homes across Flintshire. We are also providing music lessons for individuals and opening more bursary places within our weekly activities. We are extending our weekly workshop offering to anyone ages 4-25 for people that wouldn't normally access this. This has been funded by the Welsh Government winter of wellbeing fund.</p> <p>Playworkers are always well-qualified, dedicated and enthusiastic.</p> <p>Holywell TC: The existing Youth Club and Centre facilities should be maintained and developed to support these objectives.</p>	<p>for funding via the Childcare Development online grants system.</p> <p>Lack of funding to ensure staff are retained.</p>	
	Staffed playwork provision that the Local Authority's partners provide meets the regulatory requirements and National Minimum Standards			<p>This meets National Minimum Standards through Risk Assessments/NGB and activity guidelines for activities provides by AURA Sports Development.</p> <p>Winter of Wellbeing- A programme that worked in partnership with Flintshire Social Services and City of Sanctuary. We commissioned artists to create a bilingual wellbeing pack that was sent to local</p>		

Play Sufficiency Assessment Template

LA Ref No	Criteria	RAG Status 2019	RAG Status 2022	Evidence to support strengths	Shortfalls	Identified actions for Action Plan
Tudalen 893				<p>homes across Flintshire. We are also providing music lessons for individuals and opening more bursary places within our weekly activities. We are extending our weekly workshop offering to anyone ages 4-25 for people that wouldn't normally access this. This has been funded by the Welsh Government winter of wellbeing fund.</p> <p>Open Access Youth Clubs: Over 80% were re-opened in the month of September 21 when High Schools started back with the remaining clubs opening shortly after offering drop-in evening sessions for those aged 11-25.</p> <p>Forest School now runs 4 days per week consisting of 2 days for High School students, a day for those attending the PRU and a day for under 5's run in partnership with Social Services jointly staffed by Flying Start Family workers and Youth Workers.</p> <p>Resilience Project is now fully up and running again and is offering an intensive support package for young people aged 16 to 25 who are struggling with their wellbeing. Social groups and support into further education, volunteering or employment.</p>		

Play Sufficiency Assessment Template

LA Ref No	Criteria	RAG Status 2019	RAG Status 2022	Evidence to support strengths	Shortfalls	Identified actions for Action Plan
Tudalen 894				<p>School and Community Immersion Youth Workers provide support to young people both in school and in the communities. The Youth workers provide bespoke support packages to groups and individuals and link them into more specialist and targeted services as appropriate. The interventions focus on mental and health wellbeing resilience and provide strategies to enable young people to be happy and healthy members of both the school and wider communities and encourage them to have hopes and aspirations for their futures.</p> <p>Youth Council The youth council gives a representative voice at local and national for young people aged between 11-25 in Flintshire. The Youth Council supports and informs the work of Flintshire County Council’s cabinet. The Youth Council is informed by and has the UNCRC and the National Participation Standard at the core of its work and seeks to educate and promote these to young people and professionals in all their work and activities.</p> <p>Integrated Youth Provision promotes equality and access for all and facilitates targeted groups and individuals who may not access open access provision or need further specialist support. This includes LGBTQ+ work and the recruitment of a</p>		

Play Sufficiency Assessment Template

LA Ref No	Criteria	RAG Status 2019	RAG Status 2022	Evidence to support strengths	Shortfalls	Identified actions for Action Plan
Tudalen 895				<p>Welsh Language Officer to ensure delivery of the services through the Welsh Language underpins our work but also promotes and celebrates the rich culture of Wales and its language throughout provision.</p> <p>Detached and Outreach Work - Integrated Youth Provision Detached and Outreach provision meet with young people in the communities where they meet and socialise. The Detached team support Aura Leisure and Libraries outreach sports sessions, meeting and talking to young people and providing them with information and signposting to support services.</p> <p>Holywell TC: The existing Youth Club and Centre facilities should be maintained and developed to support these objectives.</p>		
	Staffed playwork provision across the Local Authority works to a recognised quality assurance programme			<p>Open Access Youth Clubs: Over 80% were re-opened in the month of September 21 when High Schools started back with the remaining clubs opening shortly after offering drop-in evening sessions for those aged 11-25.</p> <p>Forest School now runs 4 days per week consisting of 2 days for High School students, a day for those attending the PRU and a day for under 5's run in partnership with Social Services</p>		

Play Sufficiency Assessment Template

LA Ref No	Criteria	RAG Status 2019	RAG Status 2022	Evidence to support strengths	Shortfalls	Identified actions for Action Plan
Tudalen 896				<p>jointly staffed by Flying Start Family workers and Youth Workers.</p> <p>Resilience Project is now fully up and running again and is offering an intensive support package for young people aged 16 to 25 who are struggling with their wellbeing. Social groups and support into further education, volunteering or employment.</p> <p>School and Community Immersion Youth Workers provide support to young people both in school and in the communities. The Youth workers provide bespoke support packages to groups and individuals and link them into more specialist and targeted services as appropriate. The interventions focus on mental and health wellbeing resilience and provide strategies to enable young people to be happy and healthy members of both the school and wider communities and encourage them to have hopes and aspirations for their futures.</p> <p>Youth Council The youth council gives a representative voice at local and national for young people aged between 11-25 in Flintshire. The Youth Council supports and informs the work of Flintshire County Council's cabinet. The Youth Council is informed by and has the UNCRC and the National Participation Standard at the core of</p>		

Play Sufficiency Assessment Template

LA Ref No	Criteria	RAG Status 2019	RAG Status 2022	Evidence to support strengths	Shortfalls	Identified actions for Action Plan
Tudalen 897				<p>its work and seeks to educate and promote these to young people and professionals in all their work and activities.</p> <p>Integrated Youth Provision promotes equality and access for all and facilitates targeted groups and individuals who may not access open access provision or need further specialist support. This includes LGBTQ+ work and the recruitment of a Welsh Language Officer to ensure delivery of the services through the Welsh Language underpins our work but also promotes and celebrates the rich culture of Wales and its language throughout provision.</p> <p>Detached and Outreach Work - Integrated Youth Provision Detached and Outreach provision meet with young people in the communities where they meet and socialise. The Detached team support Aura Leisure and Libraries outreach sports sessions, meeting and talking to young people and providing them with information and signposting to support services.</p> <p>Holywell TC: The existing Youth Club and Centre facilities should be maintained and developed to support these objectives.</p>		

Play Sufficiency Assessment Template

LA Ref No	Criteria	RAG Status 2019	RAG Status 2022	Evidence to support strengths	Shortfalls	Identified actions for Action Plan
Tudalen 898	The Local Authority prioritises quality issues when engaging with/ commissioning the private sector to deliver recreational activities for children.			<p>AURA Sport Development work to UK Coaching and CIMSPA recognised standards.</p> <p>Holywell TC: The existing Youth Club and Centre facilities should be maintained and developed to support these objectives.</p>		

Play Sufficiency Assessment Template

	<p>The Local Authority provides council premises and space free of charge to organisations which provide free (at the point of access) playwork provision for children</p>			<p>All local authority owned fixed play areas are free to access.</p> <p>Evidence of some excellent outdoor play spaces in many rural regions is provided at no charge.</p> <p>Open Access Youth Clubs: Over 80% were re-opened in the month of September 21 when High Schools started back with the remaining clubs opening shortly after offering drop-in evening sessions for those aged 11-25.</p>		
--	--	--	--	--	--	--

Structured recreational activities for children

AURA Ref No	Criteria	RAG Status 2019	RAG Status 2022	Evidence to support strengths	Shortfalls	Identified actions for Action Plan
668899	<p>1. Local authority sport, physical activity, and active recreation plans are contributing to increasing free play and recreational activities</p>			<p>AURA Sports Development provides the following: -</p> <p>Fit, Fed & Read – Summer provision at 7 venues</p> <p>Community Hubs x 18</p> <p>YDW – 10 weeks on referral</p> <p>Dragon Sport and 5 x 60 – 15,000+ sessions free per year</p> <p>Daily Mile</p>		

Play Sufficiency Assessment Template

LA Ref No	Criteria	RAG Status 2019	RAG Status 2022	Evidence to support strengths	Shortfalls	Identified actions for Action Plan
Tudalen 900				<p>Playground Leaders delivering in schools</p> <p>Food and Fun (SHEP) – 12 days of physical activity for 1 hour per day per cohort (2022 we have 9 cohort). Local community clubs linked to the schools to increase participation and access to a club pathway. Teacher/ coordinator workshops on playground games to upskill the workforce.</p> <p>The Creative Hub Theatr Clwyd and Social Services hosted a Summer Hub in 2020 and 2021 for the most vulnerable young people in Flintshire. We supported 160 young people through this programme of work and employed 32 Freelance artists. <i>February half term 2021:</i> We worked with 76 vulnerable young people from Flintshire Social Services. We employed 18 freelance artists (directors, designers, visual artists, and actors, musicians) to lead creative workshops with the young people. This was all free of charge.</p> <p>Open Access Youth Clubs: Over 80% were re-opened in the month of September 21 when High Schools started back with the remaining clubs opening shortly after offering drop-in evening sessions for those aged 11-25.</p> <p>Forest School now runs 4 days per week consisting of 2 days for High School students, a day for those</p>		

Play Sufficiency Assessment Template

LA Ref No	Criteria	RAG Status 2019	RAG Status 2022	Evidence to support strengths	Shortfalls	Identified actions for Action Plan
Tudalen 901				<p>attending the Pupil Referral Unit and a day for under 5's run in partnership with Social Services jointly staffed by Flying Start Family workers and Youth Workers.</p> <p>Resilience Project is now fully up and running again and is offering an intensive support package for young people aged 16 to 25 who are struggling with their wellbeing. Social groups and support into further education, volunteering or employment.</p> <p>School and Community Immersion Youth Workers provide support to young people both in school and in the communities. The Youth workers provide bespoke support packages to groups and individuals and link them into more specialist and targeted services as appropriate. The interventions focus on mental and health wellbeing resilience and provide strategies to enable young people to be happy and healthy members of both the school and wider communities and encourage them to have hopes and aspirations for their futures.</p> <p>Youth Council The youth council gives a representative voice at local and national for young people aged between 11-25 in Flintshire. The Youth Council supports and informs the work of Flintshire County Council's cabinet. The Youth Council is informed by and has the United Nations Convention</p>		

Play Sufficiency Assessment Template

LA Ref No	Criteria	RAG Status 2019	RAG Status 2022	Evidence to support strengths	Shortfalls	Identified actions for Action Plan
Tudalen 902				<p>on the Rights of the Child and the National Participation Standard at the core of its work and seeks to educate and promote these to young people and professionals in all their work and activities.</p> <p>Integrated Youth Provision promotes equality and access for all and facilitates targeted groups and individuals who may not access open access provision or need further specialist support. This includes LGBTQ+ work and the recruitment of a Welsh Language Officer to ensure delivery of the services through the Welsh Language underpins our work but also promotes and celebrates the rich culture of Wales and its language throughout provision.</p> <p>Detached and Outreach Work - Integrated Youth Provision Detached and Outreach provision meet with young people in the communities where they meet and socialise. The Detached team support Aura Leisure and Libraries outreach sports sessions, meeting and talking to young people and providing them with information and signposting to support services.</p>		

Play Sufficiency Assessment Template

LA Ref No	Criteria	RAG Status 2019	RAG Status 2022	Evidence to support strengths	Shortfalls	Identified actions for Action Plan
Tudalen 903				<p>Flintshire County Council Open Access Play Provision:</p> <p>Flintshire County Summer playscheme 2019/2020/2021</p> <p>Services continued during the pandemic. This was enabled with much support from Corporate Services, Senior Management and Elected Members. Locally town and community councils continued unwaveringly to support summer playschemes in partnership providing financial contributions to meet total project costs. Welsh Government have also provided financial support and guidance to enable safe and effective delivery.</p> <p>e.g.:-</p> <ul style="list-style-type: none"> • 2021 There were 2,779 (Please check) with 14,019 attendances during the total 6 week period • 120 children and young people were registered to the two Welsh Language playschemes • 38 children and young people with disabilities attended their local play provision via the Flintshire Buddy scheme 		

Play Sufficiency Assessment Template

LA Ref No	Criteria	RAG Status 2019	RAG Status 2022	Evidence to support strengths	Shortfalls	Identified actions for Action Plan
Tudalen 904				<p>The impact for both the delivery of summer playscheme during 2020 and 2021 was extremely positive. It was evidenced that Children and young people were made happier and healthier via attending playscheme. Service delivery is evidenced as providing a positive contribution towards whole family recovery following the pandemic</p> <p>Following guidance from Local Authority; Welsh Government; Public Health Wales and well - managed risk-management systems the Local Authority were able to deliver services safely and to a high standard.</p> <p>E.g.</p> <ul style="list-style-type: none"> • Online pre-registration of all children including COVID 19 declarations • Comprehensive, well managed and safe onsite practice • Bespoke training for the delivery of play services in compliance with Covid 19 risk management. <p>Play Projects - Delivered by the Local Authority.</p>		

Play Sufficiency Assessment Template

LA Ref No	Criteria	RAG Status 2019	RAG Status 2022	Evidence to support strengths	Shortfalls	Identified actions for Action Plan
Tudalen 905				<p>Connah’s Quay Town Council (Central Park)</p> <p>Total sessions: 89 Ages:5-12: Average age 8 Average Attendance: 14. Average Attendance boys: 11. Average Attendance girls:3 Comments “This is the best day ever” Dec aged 6 “I wish this was on every night” Ruben aged 7 “This is proper football under lights” Alfie aged7 “I can’t believe this is free” J.R. a satisfied parent. “I didn’t used to like football but this is good fun especially the funky chicken and the dice” Grace “I like doing the Welsh stuff” Ollie aged 11</p> <p>The Holway(Meadow Bank) Holywell</p> <p>Total sessions 42 Age 5-16: Average age 14 Average Attendance: 15. Average attendance boys 10: Average attendance girls 5. Comments “Can’t you come every day as we get really bored when you’re not here” Kai aged 10 “will we be getting food every session” Tegan aged 13 “This is great for the kids and much needed” a recently moved in resident</p>		

Play Sufficiency Assessment Template

LA Ref No	Criteria	RAG Status 2019	RAG Status 2022	Evidence to support strengths	Shortfalls	Identified actions for Action Plan
Tudalen 906				<p>“When you’re here we’re not bored and keeps us out of trouble” Tom aged 15 “This is the only exercise I get now” Dan aged 12 “Will this be on every day in the Summer?” Frankie aged 12 “We appreciate the time and effort that you guys put in” Dan a grateful parent.</p> <p>Riverside Park(Gipsy Traveller Project)</p> <p>Total sessions : 31 Age 5-16: Average age 15 Average Attendance: 9 Average Attendance boys 9 (there had been no girls up until three weeks ago when three girls attended and have continued to do so. Comments “Will you be coming every week cos it’s the only football we get as no one wants ***** at their clubs or in their schools” Paddy aged 15 “We have nothing to do here” Mikey aged 12 “It’s murder to get from here as the footpath is overgrown and then we have to cross the main road” Eric aged 8</p>		

Play Sufficiency Assessment Template

LA Ref No	Criteria	RAG Status 2019	RAG Status 2022	Evidence to support strengths	Shortfalls	Identified actions for Action Plan
Tudalen 907				<p>Plas Derwen Pupil Referral Unit (Queensferry)</p> <p>Total sessions 38 Age 11-16 Average age 14 Average Attendance: 12. Average Attendance boys 12: There are very few girls within the system which results in rare attendances by girls. Comments “It gives everyone a lift when we see kicks4kids arrive” Linda staff member. “I love this, I look forward to it every week” Alfie aged 14 “Stevie never joins in anything apart from this” Ms B staff member. “The older children respond really well to this” Deputy head teacher.</p> <p>Ysgol Maes Hyfryd Mainstream and 6th Form</p> <p>Total sessions: 42 Age 11-18 Average age 15 Average Attendance: 41. Average Attendance boys 26: Average Attendance girls 15. Comments “Kicks4kids are here everything is ok with the world.” 6th Form head “Football used to be my least favourite sport but now it’s my favourite” Charlie aged 14</p>		

Play Sufficiency Assessment Template

LA Ref No	Criteria	RAG Status 2019	RAG Status 2022	Evidence to support strengths	Shortfalls	Identified actions for Action Plan
Tudalen 908				<p>“This is so good for us and the pupils alike” Ms H staff member. “I look forward to this all week” Y aged 13 “Could we have the Welsh instruction dice please? As we have kids who are non-communicative and this would help so much” Ms H, staff member. “The funky chicken is the best warm up ever” Evan aged 15 “I practice in my Nan’s garden to get ready for this” Logan aged 12.</p> <p>Ysgol Pen Coch (Flint)</p> <p>Total sessions:16 Age 5-11 Average age 10 Average Attendance: 44. Average Attendance boys 29. Average Attendance girls 15. Comments “Best day of the week” Morgan aged 11 “The best part of my week is when you come and we have a match” Alfie aged 11 “The funky chicken really gets the kids to engage and the fact there’s an actual rubber chicken is just brilliant.” Mrs H, staff member “We struggle to get them to exercise but once the chicken comes out they all join in” Ms H ,staff member</p>		

Play Sufficiency Assessment Template

LA Ref No	Criteria	RAG Status 2019	RAG Status 2022	Evidence to support strengths	Shortfalls	Identified actions for Action Plan
Tudalen 909	2. The sports agenda contributes to the provision of sufficient recreational activities for children			<p>AYP - yearly funding from Sport Wales, in principle agreement for 2019-20 (Dragon Sport, 5X60, playground leaders, daily mile).</p> <p>YDW - yearly funding from Families First</p> <p>Disability Sport - agreement to fund until 2021</p> <p>Parklives - street games funding annual application</p> <p>Fit, Fed & Read through external funding in partnership with streetgames.</p> <p>Community Hubs - various one-off bids and Sport Wales funding</p> <p>Community Sport Half term provision – extra activities such as trips to venues locally for young people to access, climbing, go karting, swimming and other activities through various grants bids.</p> <p>Actif 4 – 16 whereby children on the scheme access AURA Leisure and Library facilities at a lower cost and direct debit which is at a lower rate.</p> <p>AURA Leisure and Libraries ice rink sessions exclusively for children with disabilities</p> <p>Open Access Youth Clubs: Over 80% were re-opened in the month of September 21 when High Schools started back with the remaining clubs</p>	None identified	None identified

Play Sufficiency Assessment Template

LA Ref No	Criteria	RAG Status 2019	RAG Status 2022	Evidence to support strengths	Shortfalls	Identified actions for Action Plan
Tudalen 910				<p>opening shortly after offering drop-in evening sessions for those aged 11-25.</p> <p>Forest School now operates 4 days per week consisting of 2 days for High-school students, a day for those attending the Pupil Referral Units and a day for under 5's delivered in partnership with Social Services jointly staffed by Flying-Start Family workers and Youth Workers.</p> <p>The Flintshire Resilience Project is now fully up and running again and is offering an intensive support package for young people aged 16 to 25 who are struggling with their wellbeing. Social groups and support into further education, volunteering or employment.</p> <p>School and Community Immersion Youth Workers provide support to young people both in school and in the communities. The Youth-workers provide bespoke support packages to groups and individuals and link them into more specialist and targeted services as appropriate. The interventions focus on mental and health wellbeing resilience and provide strategies to enable young people to be happy and healthy members of both the school and wider communities and encourage them to have hopes and aspirations for their futures.</p>		

Play Sufficiency Assessment Template

LA Ref No	Criteria	RAG Status 2019	RAG Status 2022	Evidence to support strengths	Shortfalls	Identified actions for Action Plan
Tudalen 911				<p>Youth Council The Youth Council gives a representative voice at local and national for young people aged between 11-25 in Flintshire. The Youth Council supports and informs the work of Flintshire County Council’s cabinet. The Youth Council is informed by and has the United Nations Convention on the rights of the Child and the National Participation Standard at the core of its work and seeks to educate and promote these to young people and professionals in all their work and activities.</p> <p>Integrated Youth Provision promotes equality and access for all and facilitates targeted groups and individuals who may not access open access provision or need further specialist support. This includes LGBTQ+ work and the recruitment of a Welsh Language Officer to ensure delivery of the services through the Welsh Language underpins our work but also promotes and celebrates the rich culture of Wales and its language throughout provision.</p> <p>Detached and Outreach Work - Integrated Youth Provision Detached and Outreach provision meet with young people in the communities where they meet and socialise. The Detached team support Aura Leisure and Libraries outreach sports sessions, meeting and talking to young people and providing</p>		

Play Sufficiency Assessment Template

LA Ref No	Criteria	RAG Status 2019	RAG Status 2022	Evidence to support strengths	Shortfalls	Identified actions for Action Plan
Tudalen 912				<p>them with information and signposting to support services.</p> <p>Trelawnyd Community Council Comment: One of the successes of the independent provision in this community is its informality. Too often youth/child play provision becomes bogged down with unnecessary curriculum. Free play is often the most creative aspect in a child's development. Safe environments where children can learn through play and using their own imagination are more important than organised events that have rules and restrictions. It also needs to be remembered that not all children enjoy sports - especially the traditional competitive sports such as football etc. A range of facilities and experiences is needed that can both entertain and challenge young people</p>		
	3.	The cultural and arts agenda, is contributing to the provision of sufficient recreational activities for children		<p>Theatr Clwyd provides the following at low cost/no cost and works in partnership to enable all children and young people to both cultural and artistic opportunities</p> <p>Weekly Drama Workshops</p> <p>Drama workshops held throughout the week (Tuesday, Wednesday, Thursday and Saturdays) for children and young people aged 4 – 25 during term time (35 weeks)</p>	None identified	None identified

Play Sufficiency Assessment Template

LA Ref No	Criteria	RAG Status 2019	RAG Status 2022	Evidence to support strengths	Shortfalls	Identified actions for Action Plan
Tudalen 913				<p>Low cost with 20% discount for families in receipt of benefit.</p> <p>Supervised Play.</p> <p>Welsh language group on Tuesdays.</p> <p>230 places available.</p> <p>16.5 hours in total per week</p> <p>FUSE/FUSE On Weekly Drama Workshops</p> <p>Two weekly drama groups are held on Monday evenings for children and young people with additional learning needs aged 7 – 25.</p> <p>During term time (35 weeks in the year)</p> <p>Low cost with 20% discount for families in receipt of benefit.</p> <p>Supervised Play.</p> <p>30 places available.</p> <p>2.5 hours per week.</p> <p>Greenfield Valley Weekly Drama Workshops</p>		

Play Sufficiency Assessment Template

LA Ref No	Criteria	RAG Status 2019	RAG Status 2022	Evidence to support strengths	Shortfalls	Identified actions for Action Plan
Tudalen 914				<p>Workshops are held in Greenfield Valley in partnership with Integrated Youth Provision.</p> <p>For young people aged 11+.</p> <p>Free of charge.</p> <p>Supervised Play.</p> <p>25 places available.</p> <p>2 hours per week during term time.</p> <p>Summer School</p> <p>The summer programme of activities was held at the theatre for children and young people aged 6 – 16 (3-4 weeks during the summer holidays).</p> <p>Low cost with 20% discount for families in receipt of benefit.</p> <p>Supervised Play.</p> <p>250 places available.</p> <p>The hours range from 6 – 8 hours per week.</p> <p>Family Arts Festival</p>		

Play Sufficiency Assessment Template

LA Ref No	Criteria	RAG Status 2019	RAG Status 2022	Evidence to support strengths	Shortfalls	Identified actions for Action Plan
Tudalen 915				<p>For children and their families.</p> <p>An annual three-day arts festival with shows, films, participatory activities, interactive performances in a variety of genres.</p> <p>Participatory activities and interactive performances in public areas all free of charge.</p> <p>Discounted show tickets with prices between £1.00 and £5.00 maximum.</p> <p>Over 5,000 attendees in 2018.</p> <p>Family Programme at Theatr Clwyd</p> <p>For children and their families.</p> <p>Reduced ticket prices.</p> <p>A monthly programme of shows and activities for family audiences.</p> <p>We run a Clwb Teulu (Family Club) for families to advise on Welsh productions and activities.</p> <p>Stori a Chan – a weekly Welsh language story and song session for children up to 4 years old and their parents during term time.</p>		

Play Sufficiency Assessment Template

LA Ref No	Criteria	RAG Status 2019	RAG Status 2022	Evidence to support strengths	Shortfalls	Identified actions for Action Plan
Tudalen 916				<p>Delivered by Cymraeg i Blant in partnership with Theatr Clwyd.</p> <p>Supervised Play.</p> <p>Free of Charge.</p> <p>Approximately 20 attendees per week.</p> <p>One hour a week.</p> <p>We also offer a Flintshire Schools Festival, various visual art projects including Criw Celf, Portffolio and currently a weekly drama session in Shotton's Pupil Referral Unit.</p> <p>In 2018 we offered a free summer school in Greenfield Valley (this was funded by Greenfield Valley Heritage and Museum). It is hoped that we will offer another this year but not confirmed. We are also currently working with Integrated Youth Provision and providing drama workshops in Saltney Youth Club.</p> <p>Theatr Clwyd / Community Work focused on PLAY: 2021-2022:</p> <p>The Creative Hub Theatr Clwyd and Social Services hosted a Summer Hub in 2020 and 2021 for the</p>		

Play Sufficiency Assessment Template

LA Ref No	Criteria	RAG Status 2019	RAG Status 2022	Evidence to support strengths	Shortfalls	Identified actions for Action Plan
Tudalen 917				<p>most vulnerable young people in Flintshire. We supported 160 young people through this programme of work and employed 32 Freelance artists. February half term 2021: We worked with 76 vulnerable young people from Flintshire Social Services. We employed 18 freelance artists (directors, designers, visual artists, and actors, musicians) to lead creative workshops with the young people. This was all free of charge.</p> <p>Lleisiau Clwyd Voices- We have established a partnership with Social Services with a NEW PILOT working with 10 artists and 30 young people who have been referred to us via Social Services. This is a pilot project to encourage people who might normally not be heard or be listened to. This programme is built so that we can truly work on making the theatre a home for all, listen to artists and young people and use creative arts as a tool for wellbeing. Theatr Clwyd have been shortlisted in the 'Social Care Wales 2022 Accolades awards' for our partnership with Flintshire Social Services. We now have 32 young people from these families within our weekly companies on fully funded bursaries as part of our work to ensure these groups are accessible to all. We are going to take our time in developing our partnerships with Denbighshire and Wrexham Social Services over the next year to establish a strong</p>		

Play Sufficiency Assessment Template

LA Ref No	Criteria	RAG Status 2019	RAG Status 2022	Evidence to support strengths	Shortfalls	Identified actions for Action Plan
Tudalen 918				<p>foundation before delivering in these counties. Flintshire is held as the benchmark and priority. Quotes for young people ‘it’s a chance to get out of the house, have more freedom, have time for myself ourselves... It’s been important to me because I never get a chance to do things like this because I have to care for my mum normally.’</p> <p>Winter of Wellbeing- A programme that worked in partnership with Flintshire Social Services and City of Sanctuary. We commissioned artists to create a bilingual wellbeing pack that was sent to local homes across Flintshire. We are also providing music lessons for individuals and opening more bursary places within our weekly activities. We are extending our weekly workshop offering to anyone ages 4-25 for people that wouldn’t normally access this. This has been funded by the Welsh Government winter of wellbeing fund.</p> <p>Bright Sparks –Bright Sparks is on tour that goes into local primary schools in the most disadvantaged communities in Flintshire, Wrexham, and Denbighshire. Working in partnership with Bangor University, an 8-week tour themed around STEM subjects (Science, Technology, Engineering & Maths) toured to primary schools. Bright Sparks targeted key stage 2 pupils (years 3/4/5/6). This was</p>		

Play Sufficiency Assessment Template

LA Ref No	Criteria	RAG Status 2019	RAG Status 2022	Evidence to support strengths	Shortfalls	Identified actions for Action Plan
Tudalen 919				<p>a bilingual provision – free of charge for schools through Reaching Wider funding. Quotes from the project: ‘I like maths now!’ ‘They usually go to the toilet 3 to 4 times a session, but no one wanted to go today!’</p> <p>National Youth Theatre Wales Partnership (NYTW) – We work in partnership with NYTW to create an outreach programme in disadvantaged schools in South Wales. Our Creative Engagement team trained a pool of artists to deliver this work. This fulfilled NYTW aims and objectives to diversify their ensemble of young people. We have been on tour with NYTW holding auditions in all parts of Wales for the 2022 Ensemble. We have cast 25 extraordinarily talented young people from all of Wales and an additional 20 young people for the pathways program to develop young theatre makers. All young people came to Theatr Clwyd on a residency over Easter looking at the Milky Peaks production. The ensemble will open their production at Theatr Clwyd before it transfers to Cardiff this summer. Bursary schemes are available for all these opportunities.</p> <p>Community Programming – We have a team of Associates that are currently out exploring Flint, Buckley, Mold, Connah’s Quay and Shotton. This is to explore future partnerships with local community</p>		

Play Sufficiency Assessment Template

LA Ref No	Criteria	RAG Status 2019	RAG Status 2022	Evidence to support strengths	Shortfalls	Identified actions for Action Plan
Tudalen 920				<p>groups and for them to decide what Theatr Clwyd should programme in the future. In this process, we are widening our reach and being able to find new opportunities and partnerships within the local area.</p> <p>Housing Association– We have been working with Clwyd Alun Housing Association and Youth Sheds run by Cynefin Housing Association, building confidence and aspiration in the community. We were successful with our Arts and Business application for a pilot project called STRYD/STEETS with Cartrefi Conwy Housing Association, working with young people 18-30.</p> <p>Hidden Homelessness Project - We also started a core-relationship with Llys Emlyn Housing support shelter in Holywell for young people. We currently have 5 young people from Llys Emlyn who are part of our youth theatre through a bursary scheme. This project has enabled young people who have an interest in the arts or want to try something totally new to access a safe space.</p> <p>Education – we continue to develop relationships with schools that use the arts as a tool to educate and empower learning. These are projects that allow young people to learn in the way that they would like to. Our current projects running and also in development are Bright Sparks, Consent, Hidden</p>		

Play Sufficiency Assessment Template

LA Ref No	Criteria	RAG Status 2019	RAG Status 2022	Evidence to support strengths	Shortfalls	Identified actions for Action Plan
Tudalen 921				<p>Homelessness, Magic Potions Literary, and Justice In A Day.</p> <p>We continue our long-term school relationships with Glanrafon, Sychdyn and Bryn Gwalia. Our Dance Associate has been going into the schools to deliver creative workshops. We continue to work with National Dance Company of Wales's partnership programme within these schools to develop dance audiences for the Spring tour and Discover Dance programme. We work with around 200 young people each year through this strand of work.</p> <p>We continue our Welsh Language Youth Theatre to Maes Garmon School, led by one of our Welsh Language Associates – we now have 18 participants in the company.</p> <p>Our partnership with Glyndwr University continues to grow with MA students from Creative Production and Curatorial Practice coming to meet our Marketing and Creative Engagement teams to discuss audience development. The growth in this area of work is expected to accelerate due to the partnership of William Aston Hall.</p> <p>Our Weekly Community Theatr Making Companies, including Cwmni25/35/65 – All our weekly creative workshops for ages 4+ have now relocated to our</p>		

Play Sufficiency Assessment Template

LA Ref No	Criteria	RAG Status 2019	RAG Status 2022	Evidence to support strengths	Shortfalls	Identified actions for Action Plan
Tudalen 922				<p>new home in Daniel Owen Square. We have 16 groups that explore theatre making and creativity. We have 5 NEW companies age 12-17 because of the need for this age activity. All companies are working towards a 'Festival EXTRACTS' where they will be performing in The Mix Theatre. They are working creatively on the 'Curtain up' Scripts as ensemble pieces. We have in total 221 members in our community companies.</p> <p>Stage Management Weekly Workshop – The group is led by Theatr Clwyd production teams and introduces young people to stage management and technical theatre. The group currently has 11 young people age 12-17, some of whom gained places at Liverpool Institute of Performing Arts (LIPA) following experience gained in the sessions. The group continues to grow.</p> <p>PWER – As a continuation of the group we originally met through Mold Riots in Summer 2019, we continue to host a weekly creative session with 4 young people from deprived backgrounds who work closely with the Youth Provision team. We have now widened this group to include 12 young women in partnership with Flintshire County Council's Sorted team and Youth provision Team: 1/3 of these young people do not attend school or any other educational setting.</p>		

Play Sufficiency Assessment Template

LA Ref No	Criteria	RAG Status 2019	RAG Status 2022	Evidence to support strengths	Shortfalls	Identified actions for Action Plan
Tudalen 923				<p>We Mind the Gap – We are now the host organisation for the weekly training scheme for the We Mind the Gap programme. We have hosted 6 young women this year and have started since January to support the Flintshire Men’s Program.</p> <p>Youth Arts Steering group- As part of our Capital Development Project we have created a Youth Arts Steering Group who will be supporting the commissioning of art for the youth hub and health and wellbeing spaces. We have 14 young people who all love visual arts as part of this group. This group will meet every 6 months.</p> <p>City of Sanctuary Refugee Families – We have become a Theatr for Sanctuary. In October we took Flintshire and Menai Bridge Refugee families on a coach trip to visit ‘With Amal’ as part of Manchester International Festival. Amal is an incredible puppet that has been traveling Europe to raise awareness of the refugee crisis. We with Flintshire City of Sanctuary created a beautiful Welsh blanket as a gift for her.</p> <p>Quotes from the young people: ‘This is my first time after moving to Wales going to England’ ‘This was the best trip ever- please can we do this again?’ Music</p>		

Play Sufficiency Assessment Template

LA Ref No	Criteria	RAG Status 2019	RAG Status 2022	Evidence to support strengths	Shortfalls	Identified actions for Action Plan
Tudalen 924				<p>We are re-building our music programme in schools and within the community. We currently have around 800 young people per week receiving music lessons, and 6 of our ensembles are back up and running. By Spring 2023 we would expect to be delivering first music al experiences to every young person in the county.</p> <p>Family Theatre Offer From 2021-2022 Theatr Clwyd had 17 pieces of visiting professional theatre work programmed across all our theatre spaces for families and Young People. Tickets are kept at £8 for each performance.</p> <p>Family Arts Festival Family Arts Festival 2021 festival was somewhat different with social distancing measures and a focus on outdoors. It was also an important step to have one of our own productions at the festival for the first time with Gwrach yr Iâ/The Ice Witch, offering shows in Welsh and English every day of the festival and playing to live audiences for the first time having only been online last Christmas. Just over 2,000 people attended the weekend.</p> <p>Trilogy Christmas Family Show Theatr Clwyd revitalised a trilogy of Christmas shows created in co-production with Pontio. Three</p>		

Play Sufficiency Assessment Template

LA Ref No	Criteria	RAG Status 2019	RAG Status 2022	Evidence to support strengths	Shortfalls	Identified actions for Action Plan
				<p>different shows for all the family to enjoy. These will be performed in both Welsh and English.</p> <p>Panto Theatr Clwyd organised two funded trips for young people and families referred through Social Services to come and experience Panto together. 60 families took up this opportunity all free of charge. We also hosted a Q&A with the actors so that they Young People could meet the team and be inspired.</p>		
Tudalen 925	4. The Local Authority Youth Service provides for children's opportunities for leisure and association			<p>Participation Team within Integrated Youth Provision Education and Youth commented that young people are signposted to local facilities to take part in sport and leisure activities. In some of the open access youth provisions there are opportunities to take part in sports.</p> <p>Open Access Youth Clubs: Over 80% were re-opened in the month of September 21 when High Schools started back with the remaining clubs opening shortly after offering drop-in evening sessions for those aged 11-25.</p> <p>Forest School now runs 4 days per week consisting of 2 days for High School students, a day for those attending the PRU and a day for under 5's run in partnership with Social Services jointly staffed by Flying Start Family workers and Youth Workers.</p>	None identified	None identified

Play Sufficiency Assessment Template

LA Ref No	Criteria	RAG Status 2019	RAG Status 2022	Evidence to support strengths	Shortfalls	Identified actions for Action Plan
Tudalen 926				<p>Resilience Project is now fully up and running again and is offering an intensive support package for young people aged 16 to 25 who are struggling with their wellbeing. Social groups and support into further education, volunteering or employment.</p> <p>School and Community Immersion Youth Workers provide support to young people both in school and in the communities. The Youth workers provide bespoke support packages to groups and individuals and link them into more specialist and targeted services as appropriate. The interventions focus on mental and health wellbeing resilience and provide strategies to enable young people to be happy and healthy members of both the school and wider communities and encourage them to have hopes and aspirations for their futures.</p> <p>Youth Council The youth council gives a representative voice at local and national for young people aged between 11-25 in Flintshire. The Youth Council supports and informs the work of Flintshire County Council's cabinet. The Youth Council is informed by and has the UNCRC and the National Participation Standard at the core of its work and seeks to educate and promote these to young people and professionals in all their work and activities.</p>		

Play Sufficiency Assessment Template

LA Ref No	Criteria	RAG Status 2019	RAG Status 2022	Evidence to support strengths	Shortfalls	Identified actions for Action Plan
Tudalen 927				<p>Integrated Youth Provision promotes equality and access for all and facilitates targeted groups and individuals who may not access open access provision or need further specialist support. This includes LGBTQ+ work and the recruitment of a Welsh Language Officer to ensure delivery of the services through the Welsh Language underpins our work but also promotes and celebrates the rich culture of Wales and its language throughout provision.</p> <p>Detached and Outreach Work - Integrated Youth Provision Detached and Outreach provision meet with young people in the communities where they meet and socialise. The Detached team support Aura Leisure and Libraries outreach sports sessions, meeting and talking to young people and providing them with information and signposting to support services.</p>		

Supervised play provision

Where the Local Authority has assessed settings as part of the Childcare Sufficiency Assessments (CSAs), how have these settings been assessed in respect of the quality of play opportunities they provide and offer?

This Supervised play provision is reviewed annually by Clybiau Plant Cymru Kids' Clubs (CPCKC) via an annual Service Level Agreement This includes annual checklists being completed to ensure that all settings are meeting the quality requirements as stipulated by the local authority. Any provision falling shorts of these requirements will receive support from CPCKC through an Action plan.

Play Sufficiency Assessment Template

Matter E: Charges for play provision

The Local Authority should consider which play opportunities involve a charge and the extent to which the Local Authority takes these charges into account in assessing for sufficient play opportunities for children living in low-income families as set out in the Statutory Guidance.

RAG status

Criteria fully met. Fully met

LA Ref No	Criteria	RAG Status 2019	RAG Status 2022	Evidence to support strengths	Shortfalls	Identified actions for Action Plan
Tudalen 29	The Local Authority keeps records of the number of children living in low income families					To be updated with information from 2021 Census
	The Local Authority keeps records of the number of children living in areas of deprivation					All activities provided by the local authority and its partners has been either no cost or low cost with regards towards children and play. This is due to the provision of external grants and pooled resourcing to maximise inclusive opportunities
	3. The Local Authority keeps records of the number of children living in rural areas					
	4. The Local Authority keeps records of the number of disabled children and those with					

Play Sufficiency Assessment Template

LA Ref No	Criteria	RAG Status 2019	RAG Status 2022	Evidence to support strengths	Shortfalls	Identified actions for Action Plan
	particular needs.					
5.	The Local Authority records the availability of no cost provision					
6.	The Local Authority records the provision of no cost / low cost premises used for play provision					
Tudalen 930	The Local Authority records the provisions where grants or subsidies are available for play providers			Aura's Funding Agreement with FCC includes an element to support the inspection and maintenance of the Play Design function.		
	8. The Local Authority provides subsidised transport for children travelling to play opportunities			Occasionally with AURA Sports Development and Integrated youth provision Days out/courses etc.		

Play Sufficiency Assessment Template

LA Ref No	Criteria	RAG Status 2019	RAG Status 2022	Evidence to support strengths	Shortfalls	Identified actions for Action Plan
1.	The Local Authority keeps an up to date record of the number of 20 mph zones/school safety zones in residential areas			Trelawnyd Community Council: Safe play and sports fields areas are important but so are informal play areas. Such areas could be garage spaces or streets where traffic calming and 20mph street limits are in place.	Shortage of informal play areas	Information to follow from Streetscene/transportation
2. Tudalen 932	The Local Authority has an identified mechanism for assessing the impact of speed reduction and other road safety measures on the opportunity for children to play outside in their communities			Trelawnyd Community Council: Safe play and sports fields areas are important but so are informal play areas. Such areas could be garage spaces or streets where traffic calming and 20mph street limits are in place.	Shortage of informal play areas	
3.	The Local Authority has a plan(s) to reduce the negative effect of busy roads and junctions through the introduction of speed reduction measures and provision of safe				Are pedestrians and cyclists consulted regarding this? Feedback and opinion of actual users is crucial.	

Play Sufficiency Assessment Template

LA Ref No	Criteria	RAG Status 2019	RAG Status 2022	Evidence to support strengths	Shortfalls	Identified actions for Action Plan
	crossing points/routes for pedestrians and cyclists					
4.	The Local Authority has a plan(s) to improve walking and cycle access to parks, outdoor play facilities and local leisure centres from residential areas			Aura advises FCC that open space should also include pathways for cycling when responding to proposed planning developments.	Are pedestrians and cyclists consulted regarding this? Feedback and opinion of actual users is crucial.	
Tudalen 933	There is potential for the Local Authority to take further action to reduce traffic speed and improve road safety to promote play opportunities					

Play Sufficiency Assessment Template

6.	The Local Authority uses road safety grants and/or other funding to support delivery of cycling training for children to national standards				No evidence that this is taking place.	
7.	The Local Authority uses road safety grants and/or other funding to provide pedestrian safety training for children					
Tudalen 934	The Local Authority has an accessible and well-known way of arranging temporary road closures, to support more children to play outside their homes					
9.	The Local Authority refers to <i>Manual for Streets</i> when considering new developments and changes to the highway network/urban realm					

Play Sufficiency Assessment Template

10.	The Local Authority works to nationally recognised good practice guidelines when developing walking and cycling facilities					
11.	The Local Authority uses child pedestrian road accident casualty data to inform the location and design of interventions which help children get around independently in their communities					
12.	The Local Authority considers children's needs to access play opportunities when making decisions about public transport planning and expenditure					
13.	The requirements of disabled children are understood and provided for within traffic and transport					

Tudalen 035

Play Sufficiency Assessment Template

initiatives				
-------------	--	--	--	--

Information, publicity and events:
For children and families to take part in play opportunities, recreational activities and events it is necessary for them to know what is available in their area.

14.	The Local Authority has a clearly identified section on its website which gives information about play opportunities as described in the Statutory Guidance (play areas, play provision, clubs and their accessibility)		<p>Aura Leisure and Libraries can help in relation to the information required.</p> <p>The AURA Sports Development area of the website makes this information available</p> <p>The County Summer playscheme information for parents and carers and all registration forms/ consent forms are available via the Flintshire County Council web pages and are highlighted as a front news item before and during the playscheme delivery</p> <p>AURA Leisure and Libraries website has a dedicated Play Areas section where customers can search for play areas both in their locality and across the county. See: https://aura.wales/play-areas/</p>	<p>Not all families have access to IT or know where to look if they do. English/ Welsh may not be understood. Social media is generally widely accessed in terms of seeking information regarding local activities and could be used here, as there is a simple translation function. Flyers via schools are more effective in communicating information in some regions.</p>	<p>Information and communication to be important priority for the Flintshire Strategic Play Forum</p>
-----	---	--	---	---	---

Play Sufficiency Assessment Template

Tudalen 937	15.	The Local Authority provides information on access to play opportunities and contact for support if required			<p>Aura Leisure and Libraries can provide assistance in relation to information required</p>	<p>There is an identified need amongst service areas and the public to have information which clearly identifies the availability of all available services and facilities in the county.</p> <p>Not always publicised on Dewis or social media platforms. Not always shared with schools/ Family Centres etc. who can circulate information further.</p>	
	16.	The Local Authority supports and publicises events which encourage play opportunities and events for children and families			<p>Aura can provide assistance e in relation to information required to populate a revised customer booklet.</p>	<p>There is an identified need highlighted by this consultation to produce a PLAY GUIDE for parents and carers produced electronically and in a hard format.</p> <p>Not always publicised on Dewis or social media platforms. Not always shared with schools/ Family Centre's etc. who can</p>	

Play Sufficiency Assessment Template

					circulate information further.	
17.	The Local Authority publicises information which contributes to positive community attitudes to play				Not always publicised on Dewis or social media platforms. Not always shared with schools/ Family Centres etc. who can circulate information further.	
18.	The Local Authority publicises information and support for parents to help them encourage their children to play				Not always publicised on Dewis or social media platforms. Not always shared with schools/ Family Centres etc. who can circulate information further.	
19.	The Local Authority widely uses on-site signposting to safeguard and promote play			This is the case in Gronant, Rural North.	Perhaps more around promotion could be done?	
20.	The Local Authority engages with the media to encourage the positive portrayal of children playing in the local area			AURA will post positive news stories of joint working with FCC in relation to children's play areas on its social media platforms. In terms of Gronant open access play area – historically this has been the case. Engagement with the media has been regular, and many events or activities have included media presence at the time, or retrospective reporting.		

Pre-registration and booking systems were developed for all services during the pandemic to ensure that the legalities in compliance with Covid 19 regulations and restrictions were understood and adhered to.

Have there been challenges?

Covid 19 presented many challenges for all services to continue to deliver services.

Tudalen 940

Matter G: Securing and developing the play workforce

The Local Authority should provide information on the organisational structure of the policy area which manages the play agenda and the play workforce.

RAG status

Criteria fully met. Fully met

Note – These criteria are specifically about Playwork: Playwork is a highly skilled profession that enriches and enhances play. It takes place where adults support children’s play but it is not driven by prescribed education or care outcomes. This includes both open access and out of school childcare settings.

Criteria	RAG Status 2019	RAG Status 2022	Evidence to support strengths	Shortfalls	Identified actions for Action Plan
The Local Authority keeps up to date information regarding the playwork workforce across the Local Authority (this should include the number of playworkers, playwork management structure,			Aura employs a Play Design Officer and four Play Technicians; all four Technicians are certified as competent in the the ‘Operational Inspections of Children’s Playgrounds’. Aura’s Play Design Officer is responsible for the design of new fixed play areas and the refurbishment of existing play facilities. The local authority has all records regarding the	Not known or recorded regarding any external provision privately or within the third sector.	Further partnership working with regard to the development of joint training of any external provision or within the third sector

10/09/2022 14:41

Play Sufficiency Assessment Template

Tudalen 942	<p>qualification levels, training opportunities and volunteers)</p>			<p>internal play workforce i.e. all Community Play Team members and Play scheme Supervisors employed by the local authority for the delivery of holiday playschemes and other play projects across the county</p> <p>Similarly for the childcare workforce for all registered day-care provision.</p> <p>Records are held by Aura of all staff, including qualifications, and DBS, and managers/supervisors are responsible for their safe deployment and supervision/CPD</p>		
-------------	---	--	--	---	--	--

Play Sufficiency Assessment Template

LA Ref No	Criteria	RAG Status 2019	RAG Status 2022	Evidence to support strengths	Shortfalls	Identified actions for Action Plan
2.	The Local Authority supports all of the workforce to achieve the qualification level required by the Welsh Government's National Minimum Standards			<p>The local authority will support Play Development team members to identify and attend a level 3 Play work course following successful completion of a level 2 course.</p> <p>Regular opportunities to train in play work. Training courses are very accessible.</p> <p>Within Aura, assistant coaches must hold a minimum of a level 1 qualification against the skills active framework and lead coaches a level 2</p>	The temporary short term and seasonal nature of employment for play projects delivered by the local authority does not help all the workforce to achieve the qualification level	To continue to work with internal services and partner agencies and national governing bodies to identify opportunities for collaboration to fund training
3 Tudalen 943	The Local Authority has a staff development budget ring fenced for play, including playwork			<p>The local authority makes best use of pooled resources i.e., a full-training programme for seasonal workers in partnership with funding received from Welsh Government All Wales Play opportunities grant and local town and community councils.</p> <p>Sports Development utilises its grant funding and other external funding to support CPD</p>	There is no identified core budget ring fenced for play	To continue to work with internal services and partner agencies and national governing bodies to identify opportunities for collaboration to fund training
4.	There is a comprehensive range of Continuing Professional Development (CPD) opportunities available for playworkers in the			<p>All employees of the Play Development team can access a wide and varied relevant training opportunities. All new and returning seasonal works can access the following training</p> <p>An introduction to Playwork Safeguarding and child protection Health and Safety and Play Risk Management/Risk benefit Equalities and Inclusion training Challenging Behaviour.</p>	The seasonal team employed to deliver the county summer playcheme is unable to achieve an accredited play work qualification due to both	To continue to work with internal services and partner agencies and national governing bodies to identify opportunities for collaboration to fund training

Play Sufficiency Assessment Template

	area			Disability Inclusion Local government policies and protocols	insufficient funding and not enough time for observations for qualification.	
--	------	--	--	---	--	--

Tudalen 944

Play Sufficiency Assessment Template

LA Ref No	Criteria	RAG Status 2019	RAG Status 2022	Evidence to support strengths	Shortfalls	Identified actions for Action Plan
6.	The Local Authority includes playwork within its Workforce Development strategies			Information to follow		
7.	The Local Authority supports partners to deliver appropriate training to community groups, parents and volunteers			Information to follow		

Tudapest 1945

Note – these criteria are about the Play workforce: This encompasses anyone employed whose role has an impact on children playing those who may either directly facilitate their play, design for playing, or those with the power to give permission for children to play, not.

8.	The Local Authority has undertaken a comprehensive training needs analysis for the play workforce as defined in the toolkit glossary and above			<p>Aura employs a Play Design Officer and four Play Technicians; all four Technicians are certified as competent in relation to the 'Operational Inspections of Children's Playgrounds'.</p> <p>Aura's Play Design Officer is responsible for the design of new fixed play areas and the refurbishment of existing play facilities</p>		
----	--	--	--	--	--	--

Play Sufficiency Assessment Template

Tudalen 946	9.	The Local Authority takes action to expand the variety of learning and development opportunities that are offered to staff			<p>The Local Authority offer a comprehensive training package to all members of the Play Development team – Bespoke to delivery in Flintshire and compliant with all Health and Safety legislation. The training is ongoing for the Core team Members in terms of meeting the changing needs of Continuous Professional Development. An annual training programme is developed to meet the needs of the County Summer team. The programme includes: - Safeguarding and Child Protection; Dealing with Challenging Behaviour in a play setting; Health and safety and risk management in play settings; Paediatric First-aid. Additional training was delivered for 2020/2021 to provide safe responsible and legally compliant play services during the pandemic.</p> <p>The Play Development Team work with National Bodies e.g. Play Wales to access essential accredited training for Playwork – Free of Charge</p> <p>Sports Development works closely with several key partners such as Street Games, Joseph Rowntree Foundation and Sported to develop opportunities which are up to date</p>		
	10.	There is a comprehensive range of CPD opportunities for a range of professionals who			<p>Sports Development works closely with several key partners such as Street Games, Joseph Rowntree Foundation and Sported to develop opportunities which are up to date</p>		

Play Sufficiency Assessment Template

work with children			
--------------------	--	--	--

LA Ref No	Criteria	RAG Status 2019	RAG Status 2022	Evidence to support strengths	Shortfalls	Identified actions for Action Plan
11	Training awareness sessions are available for professionals and decision makers whose work impacts on children's opportunities to play			<p>All Senior Officers within Education and Youth are aware of the requirements of the Duty and Play Sufficiency a wide spread of activities and capital projects delivered across Education and Youth has enhanced the understanding.</p> <p>All departments have been fully involved in the consultation for Play Sufficiency since 2013</p>	Post pandemic – Local elections – requirement to reform	Development of the Flintshire Strategic Play Forum.

Tudalens 941

<p>Securing and developing the play workforce</p> <p>How has the Local Authority met the requirement to undertake or secure the managerial and delivery functions necessary to achieve sufficient play opportunities?</p> <p>As evidenced Pooling of resources and continuing CPD for all service areas.</p> <p>Comments</p> <p>The Local Authority has continued to train the teams involved in delivery during the pandemic. Increased training was made available via National and Local Guidelines guidelines to manage public health responsibilities.</p>	
---	--

Play Sufficiency Assessment Template

Matter H: Community engagement and participation.

The Local Authority should consult widely with children, their families and other stakeholders on their views on play provision. It should also promote wide community engagement in providing play friendly communities.

RAG Status

Criteria fully met. Fully met

LA Ref	Criteria	RAG Status 2019	RAG Status 2022	Evidence to support strengths	Shortfalls	Identified actions for Action Plan
948	The Local Authority promotes initiatives to engage relevant groups in enhancing play opportunities for children in its area.			<p>FCC Match-Funding Scheme for improvements to children's play areas (see Cabinet report, 20 Nov 2018).</p> <p>Aura Sports Development - School and community provision, holiday clubs, partnership delivery.</p> <p>County Summer playscheme Working with 30 town and community councils for 2018 in 58 areas across the county.</p> <p>P.A.L.S. Project (Play and Leisure Support).</p> <p>Kicks for Kids (Wales).</p> <p>HolwayTask Group.</p> <p>Mold, Parkfields Play Development partnership.</p>	<p>Finance, time available and ability to effectively engage community members/ stakeholders are barriers here.</p> <p>The changing nature of the pandemic</p>	Continue the recovery from the pandemic focusing on children young people families and communities

Play Sufficiency Assessment Template

LA Ref No	Criteria	RAG Status 2019	RAG Status 2022	Evidence to support strengths	Shortfalls	Identified actions for Action Plan
Tudalen 949				<p>Open Access Youth Clubs: Over 80% were re-opened in the month of September 21 when High Schools started back with the remaining clubs opening shortly after offering drop-in evening sessions for those aged 11-25.</p> <p>Forest School now runs 4 days per week consisting of 2 days for High School students, a day for those attending the PRU and a day for under 5's run in partnership with Social Services jointly staffed by Flying Start Family workers and Youth Workers.</p> <p>Resilience Project is now fully up and running again and is offering an intensive support package for young people aged 16 to 25 who are struggling with their wellbeing. Social groups and support into further education, volunteering or employment.</p> <p>School and Community Immersion Youth Workers provide support to young people both in school and in the communities. The Youth workers provide bespoke support packages to groups and individuals and link them into more specialist and targeted services as appropriate. The interventions focus on mental and health wellbeing resilience and provide strategies to enable young people to be happy and healthy members of both the school and wider communities and encourage them to have hopes and aspirations for their futures.</p>	halted many projects	

Play Sufficiency Assessment Template

LA Ref No	Criteria	RAG Status 2019	RAG Status 2022	Evidence to support strengths	Shortfalls	Identified actions for Action Plan
Tudalen 950				<p>Youth Council The youth council gives a representative voice at local and national for young people aged between 11-25 in Flintshire. The Youth Council supports and informs the work of Flintshire County Council's cabinet. The Youth Council is informed by and has the UNCRC and the National Participation Standard at the core of its work and seeks to educate and promote these to young people and professionals in all their work and activities.</p> <p>Integrated Youth Provision promotes equality and access for all and facilitates targeted groups and individuals who may not access open access provision or need further specialist support. This includes LGBTQ+ work and the recruitment of a Welsh Language Officer to ensure delivery of the services through the Welsh Language underpins our work but also promotes and celebrates the rich culture of Wales and its language throughout provision.</p> <p>Detached and Outreach Work - Integrated Youth Provision Detached and Outreach provision meet with young people in the communities where they meet and socialise. The Detached team support Aura Leisure and Libraries outreach sports sessions, meeting and talking to young people and providing them with information and signposting to support services.</p>		

Play Sufficiency Assessment Template

LA Ref No	Criteria	RAG Status 2019	RAG Status 2022	Evidence to support strengths	Shortfalls	Identified actions for Action Plan
Tudalen 951	<p>2. The Local Authority promotes community engagement in:</p> <ul style="list-style-type: none"> - making space available and suitable for play - organising play events - positive attitudes towards children and play - Training on the importance of play. 			<p>Aura is periodically invited to community engagement events relating to FCC's identified target areas.</p> <p>Holway, Holywell; Parkfields, Mold.</p> <p>County Summer playscheme In partnership with 30 town and community councils in 58 areas across the county</p> <p>P.A.L.S. Project (Play and Leisure Support)</p> <p>Kicks for Kids (Wales)</p> <p>Holway Task Group</p> <p>Open Access Youth Clubs: Over 80% were re-opened in the month of September 21 when High Schools started back with the remaining clubs opening shortly after offering drop-in evening sessions for those aged 11-25.</p> <p>Forest School now runs 4 days per week consisting of 2 days for High School students, a day for those attending the PRU and a day for under 5's run in partnership with Social Services jointly staffed by Flying Start Family workers and Youth Workers.</p>	Effectively engaging community	

Play Sufficiency Assessment Template

LA Ref No	Criteria	RAG Status 2019	RAG Status 2022	Evidence to support strengths	Shortfalls	Identified actions for Action Plan
Tudalen 952				<p>Resilience Project is now fully up and running again and is offering an intensive support package for young people aged 16 to 25 who are struggling with their wellbeing. Social groups and support into further education, volunteering or employment.</p> <p>School and Community Immersion Youth Workers provide support to young people both in school and in the communities. The Youth workers provide bespoke support packages to groups and individuals and link them into more specialist and targeted services as appropriate. The interventions focus on mental and health wellbeing resilience and provide strategies to enable young people to be happy and healthy members of both the school and wider communities and encourage them to have hopes and aspirations for their futures.</p> <p>Youth Council The youth council gives a representative voice at local and national for young people aged between 11-25 in Flintshire. The Youth Council supports and informs the work of Flintshire County Council's cabinet. The Youth Council is informed by and has the UNCRC and the National Participation Standard at the core of its work and seeks to educate and promote these to young people and professionals in all their work and activities.</p> <p>Integrated Youth Provision promotes equality and access for all and facilitates targeted groups and individuals who may</p>		

Play Sufficiency Assessment Template

LA Ref No	Criteria	RAG Status 2019	RAG Status 2022	Evidence to support strengths	Shortfalls	Identified actions for Action Plan
Tudalen 953				<p>not access open access provision or need further specialist support. This includes LGBTQ+ work and the recruitment of a Welsh Language Officer to ensure delivery of the services through the Welsh Language underpins our work but also promotes and celebrates the rich culture of Wales and its language throughout provision.</p> <p>Detached and Outreach Work - Integrated Youth Provision Detached and Outreach provision meet with young people in the communities where they meet and socialise. The Detached team support Aura Leisure and Libraries outreach sports sessions, meeting and talking to young people and providing them with information and signposting to support services.</p> <p>Historically, there has been much work carried out here. Families and residents have always been included in planning and decision making. Some excellent play spaces are available, and many quality events have been delivered by Local Authority Play staff, all including consultations with the community.</p>		

Community engagement and participation.

How has the Local Authority effectively used existing mechanisms for children's participation and family consultation processes with regards to play?

Work has continues to involve children; young people; families and communities in service delivery. E.g. the introduction of a pre-registration for summer playschemes meant an improved personal engagement for parents and carers with direct service contact.

Have there been challenges?

Yes – the initial challenge was to deliver services with all of the necessary changes required for the safe delivery during the pandemic

How can these be overcome?

By working to meet the legal requirements of delivery in line with public health wales, Welsh Government and local authority guidelines

Comments:

Trelawnyd Community Council: This can be achieved by providing communities with safe sites which are protected from development and local hazards.

Sites which are over planned or equipped are not required. Easy access and natural surveillance are important, and the provision needs to be supported by delegated foundation funding. Additional funding can then be raised locally. The County Council can take a supervisory role in making sure that basic safety standards are maintained, and finance is used appropriately - based on local consultation.

Holywell Town Council: Proper consultation with all stakeholders is required that informs the project outcomes. This would be welcomed by all stakeholders.

Anonymous -Town and Community Council

Sure that costs/budgets are pivotal to what can be put in place.

In our village there are private businesses providing play opportunities

Always feel that the service, playscheme, is invaluable but limited in the time it gives.

Play Sufficiency Assessment Template

Matter I: Play within all relevant policy and implementation agendas

The Local Authority should examine all its policy agendas for their potential impact on children's opportunities to play and embed targets and action to enhance children's play opportunities within all such policies and strategies.

RAG Status

Criteria fully met. Fully met

LA Ref No	Criteria	RAG Status 2019	RAG Status 2022	Evidence to support strengths	Shortfalls	Identified actions for Action Plan
1-Tudalen 955	There is a named person on the Local Public Service Board who champions children's play and ensures that the Play Sufficiency Assessment and Action Plan contribute to and are incorporated within the Well-being Plan			Play is represented via the Chief Officer for Education and Youth Services and the Executive member with the portfolio for Education and Youth services. It is anticipated that either one or both will Chair the (Strategic) Play Sufficiency Implementation group		
2.	The Well-Being Plan recognises the importance of play and contributes to the provision of rich play opportunities			There are links being developed between Play Sufficiency and Community resilience. There are direct links with the delivery of services for children and young people in Flintshire in relation to the reduction of the		

Play Sufficiency Assessment Template

LA Ref No	Criteria	RAG Status 2019	RAG Status 2022	Evidence to support strengths	Shortfalls	Identified actions for Action Plan
				impact of Adverse Childhood Experiences (ACE's)		

Tudalen 956

Education and schools

LA Ref No	Criteria	RAG Status 2019	RAG Status 2022	Evidence to support strengths	Shortfalls	Identified actions for Action Plan
Tudalolen 957	1. Schools ensure that children are provided with a rich play environment for breaks during the school day			<p>Ysgol Owen Jones: The school forest area is an area that we would like to develop at Lunch and Playtimes – to create safe spaces for pupils and provide other activities for children to complete. Through achieving a grant through MBNA, we were able to develop an Adventure Playground and develop our Nursery and Reception outdoor area – these areas have helped the outdoor provision. The school invested in Loose Parts shed for creative play as part of the curriculum and lunch times – difficulty is staffing this during lunchtimes.</p> <p>Ysgol Bryn Gwalia: We regularly ask the School Council to find out what play equipment the children want/need for the Outdoor area. Funds are raised via PDG or other Play grants to purchase items needed. This way children are at the heart of decision making. They are</p>	<p>Ysgol Owen Jones: Insufficient space to create a rich environment for children to play. Due to Covid bubbles, playtimes and lunchtimes have been staggered which has provided more space but this could not continue in the long term. Funding to develop Foundation Phase outdoor provision – Class 2 outdoor area needs drainage work completing so the area can be used effectively for enhanced provision – learning and play</p>	

Play Sufficiency Assessment Template

LA Ref No	Criteria	RAG Status 2019	RAG Status 2022	Evidence to support strengths	Shortfalls	Identified actions for Action Plan
Tudalen 958				<p>also aware of the rights of the child to play, and this helps to include them in decision making.</p> <p>Southdown Primary School: Sensory Garden at the front of the school which includes a poly tunnel, planters, tires, tools etc. for play and active learning.</p> <ul style="list-style-type: none"> • Outdoor play/learning areas for all Foundation Phase classes. A shared outdoor play area is currently being constructed for KS2 to share. • Playful Futures – play shed for learners to access loose parts. • New Playground markings were recently installed to promote play (Play Sufficiency Grant) • Basketball hoops, netball posts and football goals for learners to access at play time and break time. • Trim Trail and Tyre Park for learners to access. <p>All children have opportunities for free play and to express themselves during</p>	<p>Ysgol Merllyn: Due to budget constraints investing in a rich play environment for breaks during the school day is a challenge. This is the same challenge for play opportunities during out of teaching hours as we have minimal equipment or facilities outdoors to provide such opportunities.</p> <p>Ysgol Gymraeg Mornant: Access to school grounds during the day is easy from one class, but not from the other 2.</p>	

Play Sufficiency Assessment Template

LA Ref No	Criteria	RAG Status 2019	RAG Status 2022	Evidence to support strengths	Shortfalls	Identified actions for Action Plan
Tudalen 959				<p>play times and lunch times. There are opportunities for more structured play which is delivered by MDSA and Sports/Play Leaders.</p> <p>Ewloe Green Primary School: Two tarmacked playground areas with playground markings (but due to quality of tarmac, needs to be renewed frequently) Outdoor play equipment includes a trim trail and Nursery climbing frame</p> <p>Westwood C.P. School: We ensure that children are provided with a rich play environment for breaks during the school day with a range of stimulation resources and opportunities. Outdoor environment is used to the full.</p> <p>Ysgol Bryn Pennant: Over the last two / three years we have prioritized development of the Junior playground area which was extended following demolition of the Youth Club building previously on our site. We are about to have two new playground shelters</p>	<p>Adaptations would be welcome, but we can't afford to do this.</p> <p>St John the Baptist VA School, Penymynydd: This has been difficult to achieve due to Covid restrictions as the school playground has been zoned off and access to large/fixed play equipment has been timetabled/reduced. Now that restrictions look to be easing, we will once again be looking to enhance our break time play provision.</p>	

Play Sufficiency Assessment Template

LA Ref No	Criteria	RAG Status 2019	RAG Status 2022	Evidence to support strengths	Shortfalls	Identified actions for Action Plan
Tudalen 960				<p>installed in May which will further enrich the play environment.</p> <p>St Mary's, Flint: We have recently spent large amounts of money on completely replacing our existing trim trail (the previous one was condemned). We have bought basketball nets and play equipment bags for all year groups using our own budget.</p> <p>Ysgol Tŷ Ffynnon: During lunchtimes children on both Foundation Phase and Junior yards have access to the Playful Futures shed and resources. They also have access to P.E. equipment such as skipping ropes, balls, bats, scoops etc. during playtime and lunchtimes. Trim trails are available in both areas differentiated for the children. On the Foundation Phase yard there are always a variety of resources available such as playhouses, mud kitchen, water play, planting, pirate ship and large sand area. School also has a forest area, community garden and large grounds to</p>		

Play Sufficiency Assessment Template

LA Ref No	Criteria	RAG Status 2019	RAG Status 2022	Evidence to support strengths	Shortfalls	Identified actions for Action Plan
Tudalen 961				<p>undertake a variety of outdoor and sports activities.</p> <p>Ysgol Maesglas: Comments/ Data: We are currently having installed yard markings to encourage children to think creatively and imaginatively and develop their levels of fitness and stamina. We have also had a 5-a-side court marked on the yard to further develop the play environment. As a school we have also spent a considerable amount of money installing a fixed goal, basketball hoop and netball shooter. We have installed an extension to our trim trail that will enable our younger learners to get involved. Along with the markings funded from the grant, the pupils have a richer play environment for break and lunchtimes.</p> <p>Ysgol Treffynnon: Supervised access to the Astro turf for upper school, 5x60 sports activities during dinnertime board games club 1 day per week.</p>		

Play Sufficiency Assessment Template

LA Ref No	Criteria	RAG Status 2019	RAG Status 2022	Evidence to support strengths	Shortfalls	Identified actions for Action Plan
Tudalen 962				<p>Ysgol Gymraeg Mornant: We have play equipment and a large field, two yards and a woodland area.</p> <p>Hawarden High School: At Hawarden High School, the whole site is open during break and lunchtime, other than upstairs. Students can select any area they choose, whether indoor or outdoor, to socialise and play and there are no areas that are exclusive to any group of students other than the 6th form Centre. In addition to the canteen space, there are outdoor areas with seating and benching and a newly landscaped quad area, with seating for students to sit, eat and play. The school's all-weather pitch and netball/tennis courts open to all year groups at lunchtime and there are a range of activities in our indoor sports spaces organised by Aura. In addition, the library is available during break and lunchtime as is a dedicated ICT suite that students can use.</p> <p>Rural schools in Flintshire have existing space and are developing</p>		

Play Sufficiency Assessment Template

LA Ref No	Criteria	RAG Status 2019	RAG Status 2022	Evidence to support strengths	Shortfalls	Identified actions for Action Plan
				further. Many outdoor play spaces are being developed, alongside Forest School style provision which can combine learning with play.		
2. Tudalen 963	Schools provide play opportunities during out of teaching hours			<p>Ysgol Owen Jones: School provides a range of extra-curricular sporting and non-sporting activities after school. The After School Club makes use of the school grounds during the warmer months. The school grounds are also used by the Playscheme in the Summer holidays.</p> <p>Southdown Primary School: Extensive after-school extracurricular programme. After school club also accessing school provision to improve play opportunities.</p> <p>Ysgol Bryn Gwalia: Teachers run clubs after school and at lunchtime which gives opportunities for structured play.</p> <p>Ewloe Green Primary School: We have an After School Fun Club</p>	<p>Ysgol Merllyn: Due to the above we don't currently provide access to school grounds for playing out of school times</p>	

Play Sufficiency Assessment Template

LA Ref No	Criteria	RAG Status 2019	RAG Status 2022	Evidence to support strengths	Shortfalls	Identified actions for Action Plan
Tudalen 964				<p>Westwood C.P. School: We provide play opportunities during out-of-teaching hours with a range of wellbeing and healthy extracurricular activities with school staff and external providers.</p> <p>Ysgol Treffynnon: Drama club, kitting club, sports clubs, there are plans to have a chess board marked out at the rear of the school, with large chess pieces (in responses request).</p> <p>St John the Baptist VA School, Penymynydd: We host a before, after school and holiday club (called Little Disciples). Term time, from 7.50 am to 8.40, 3.15 – 6pm and then holiday club 8 am to 6pm.</p> <p>Play equipment provided during breaks. Outdoor play encouraged during breaks.</p>		

Play Sufficiency Assessment Template

LA Ref No	Criteria	RAG Status 2019	RAG Status 2022	Evidence to support strengths	Shortfalls	Identified actions for Action Plan
Tudalen 965	3. Schools provide access to school grounds for playing out of school times			<p>Ysgol Owen Jones: School provides a range of extra-curricular sporting and non-sporting activities after school. After School Club make use of the school grounds during the warmer months</p> <p>Ysgol Bryn Gwalia: As a school we work with Welsh Government to open schools as much as possible. We run a SHEP club in the Summer and Active Education after school 3 nights per week. We also host Brownies and Guides once per week. Clubs such as SHEP and Active Education have allowed us to purchase play equipment, for school use too. Opening the school keeps the children active and busy as we find many issues come into school as a result of incidents that occur in the holidays and evenings.</p> <p>Westwood C.P. School: We provide access to school grounds for playing out-of-school times within extracurricular activities with school staff and external providers. Events at the weekend and holidays.</p>	<p>St Mary's, Flint: The school is not accessible outside of school times other than for children who are at an after-school club.</p> <p>Ysgol Gymraeg Mornant: Children do not have access to the outside area outside of school times.</p> <p>No evidence of this it appears to be actively discouraging</p>	

Play Sufficiency Assessment Template

LA Ref No	Criteria	RAG Status 2019	RAG Status 2022	Evidence to support strengths	Shortfalls	Identified actions for Action Plan
Tudalen 966				<p>Ysgol Bryn Pennant: Our school grounds are used weekly by Aura to provide 'multi-Sport' activities for children after school.</p> <p>St Mary's, Flint: We have an After School Club and other extra-curricular clubs that run at lunch time and after school that offer lots of play opportunities.</p> <p>Ysgol Tŷ Ffynnon: After School Club and Playgroup children can access all the above resources. Summer holiday has in the past accessed all these areas for the children attending.</p> <p>Ysgol Treffynnon: There is no unsupervised access to the school grounds outside of school hours. School provides community leisure facilities that are independently supervised.</p> <p>Hawarden High School: The school runs an array of play opportunities outside of school hours, some which are sport based and some which are non- sport based, from football, netball, basketball and athletics to the</p>		

Play Sufficiency Assessment Template

LA Ref No	Criteria	RAG Status 2019	RAG Status 2022	Evidence to support strengths	Shortfalls	Identified actions for Action Plan
				<p>chess club and the dungeons and dragons club.</p> <p>The school offers the use of an all-weather pitch, indoor sports facilities, netball and tennis courts and library for play outside school hours.</p> <p>St John the Baptist VA School, Penymynydd: Yes, for the Little Disciples out of hours Club.</p>		
Fludalen 967	Schools encourage children to walk and cycle to school			<p>Aura Sports Development - School and community provision, holiday clubs, partnership delivery</p> <p>Ysgol Bryn Gwalia: We are part of the Flintshire 'Safe Routes to School' initiative and we also record means of transport daily and record on WOW website. Children are rewarded for walking, cycling/scootering. This has had a wonderful impact on the motivation of the pupils to look at healthier ways of coming to school.</p> <p>Southdown Primary School: Bike racks are in place to encourage learners to cycle to School. The</p>	<p>Children who don't own a bike – the programme brings bikes into the schools</p> <p>Safe routes for continued riding into school</p> <p>No evidence of this regarding cycling – no mapping of safe routes, safe space to store bikes, cycling safety sessions etc. In the past there have</p>	

Play Sufficiency Assessment Template

LA Ref No	Criteria	RAG Status 2019	RAG Status 2022	Evidence to support strengths	Shortfalls	Identified actions for Action Plan
Tudalen 968				<p>children in Y6 can take part in the cycling proficiency scheme during the summer term. The school has also taken part in the walk/cycle to school initiative.</p> <p>Ewloe Green Primary School: Pupils are encouraged to walk to school (but many are brought by car) Pupils in Year 5 take part in Cycling Proficiency courses and can cycle to school in the summer term</p> <p>Westwood C.P. School We encourage children to walk to school. Cycle racks are available for children to use</p> <p>Ysgol Bryn Pennant: Most children live locally and walk to school. This is something which we encourage.</p> <p>St Mary's, Flint: We are taking part in the Safer Routes in the community project in Flint which involves improving the conditions for pupils to walk and cycle to school and encouraging children and parents to do so.</p>	<p>been awards given to children and parents to encourage walking to school, but the equivalent for cycling has not been evident.</p> <p>Ysgol Treffynnon: Cycling is an issue due to the lack of secure bicycle storage facilities.</p> <p>Ysgol Gymraeg Mornant: We do not encourage children to walk to school as the roads around are dangerous. We encourage the use of the school bus, but car parking and safety at drop-off and pick-up times are an issue. Again, we have</p>	

Play Sufficiency Assessment Template

LA Ref No	Criteria	RAG Status 2019	RAG Status 2022	Evidence to support strengths	Shortfalls	Identified actions for Action Plan
Tudalen 969				<p>Ysgol Tŷ Ffynnon: School provides a bike shed for children to leave their bikes/scooters that they have come to school on. School has no parking available outside of school so parents park away from the school and walk the children to the gates.</p> <p>Ysgol Merllyn: A significant number of children walk, cycle or use scooters to travel to and from school</p> <p>Ysgol Treffynnon: Many students walk</p> <p>Hawarden High School: Students are encouraged to walk and cycle to school, and we have a facility for bicycles which is covered and locked throughout the school day. Just a couple of weeks ago, we engaged with the Sustrans Big Walk and Wheel which was run as whole schoolhouse competition.</p> <p>St John the Baptist VA School, Penymynydd: Yes, for the Little Disciples out of hours Club.</p>	<p>reported this to the authorities. We don't have the funding to fix this issue.</p> <p>St John the Baptist VA School, Penymynydd: Focus for the last 2 years has been Covid, so we haven't hosted a walk to school week or pushed for walking or cycling since March 2020. We are hosting our Cycling Proficiency course for our year 6's this term, so this issue will be pushed/raised then.</p>	

Play Sufficiency Assessment Template

LA Ref No	Criteria	RAG Status 2019	RAG Status 2022	Evidence to support strengths	Shortfalls	Identified actions for Action Plan
				Walking encouraged if school is located close to homes		
Tudalen 970	5. The Local Authority offers guidance to ensure schools understand and ensure that regular outdoor play is not curtailed			<p>Hawarden High School: Our school philosophy on outdoor play and extracurricular activities in general is that they are at the heart of a student's school experience. Research and our own experience tell us that students that engage in these activities are happier, healthier, more confident and more likely to succeed academically. We are driven by this belief.</p> <p>Southdown Primary School: Play opportunities and the importance of play is clearly detailed in the school's outdoor learning policy.</p> <p>Ysgol Bryn Gwalia: The LA offers Grants and solutions to schools to ensure that play is not curtailed. This has helped to shape schools and the importance of play has been highlighted in recent times.</p> <p>School and Community Immersion Youth Workers provide support to young people both in school and in the communities. The Youth workers</p>	<p>Ysgol Merllyn: We understand the LA offers guidance but need a significant investment in outdoor provision to allow us to provide a wide variety of play opportunities.</p> <p>Ysgol Treffynnon: Ability to provide substantial play provision is significantly inhibited by an increasing lack of Dinnertime supervision capacity.</p>	

Play Sufficiency Assessment Template

LA Ref No	Criteria	RAG Status 2019	RAG Status 2022	Evidence to support strengths	Shortfalls	Identified actions for Action Plan
Tudalen 971				<p>provide bespoke support packages to groups and individuals and link them into more specialist and targeted services as appropriate. The interventions focus on mental and health wellbeing resilience and provide strategies to enable young people to be happy and healthy members of both the school and wider communities and encourage them to have hopes and aspirations for their futures.</p>		

Town and Country Planning

LA Ref No	Criteria	RAG Status 2019	RAG Status 2022	Evidence to support strengths	Shortfalls	Identified actions for Action Plan
6..	The Local Development Plan recognises and addresses the outdoor play needs of children of various age groups and abilities			Excellent outdoor play spaces in most villages/ towns	Have children/ parents been consulted regarding this?	

Traffic and Transport

LA Ref No	Criteria	RAG Status 2019	RAG Status 2022	Evidence to support strengths	Shortfalls	Identified actions for Action Plan
1.	The local Transport Plan recognises the importance of local streets, roads and walking and cycling route in offering play opportunities for children of different ages and abilities				Lack of accessible public transport and safe cycle routes mean that children can't access facilities outside of their immediate location	
2.	The local Transport Plan identifies ways of assessing and addressing the needs of all groups including those				No evidence of consultation with public regarding this	

Play Sufficiency Assessment Template

LA Ref No	Criteria	RAG Status 2019	RAG Status 2022	Evidence to support strengths	Shortfalls	Identified actions for Action Plan
	which are often marginalised.					

Early Years Plans

LA Ref No	Criteria	RAG Status 2019	RAG Status 2022	Evidence to support strengths	Shortfalls	Identified actions for Action Plan
Tudalen 973	Early Years and Flying Start plans and services recognise the importance of play and contribute to the provision of rich play opportunities for younger children			There are references to play and play areas in Family Centres are provided with good equipment etc. available.		

Family policy and initiatives

LA Ref No	Criteria	RAG Status 2019	RAG Status 2022	Evidence to support strengths	Shortfalls	Identified actions for Action Plan
4.	Family support initiatives provide up to date			The Flintshire Early Help-Hub is a multi-agency approach to providing		

Play Sufficiency Assessment Template

LA Ref No	Criteria	RAG Status 2019	RAG Status 2022	Evidence to support strengths	Shortfalls	Identified actions for Action Plan
Tudalen 974	information and support for parents to enable them to support their children to play			<p>targeted early help and support to families. Working across agencies staff are co-located to provide a coordinated approach to early help, focusing on what matters to the individual family.</p> <p>The Hub is a single point of contact for professionals, families & young people to access early help across Flintshire with the aim being to support families with the right help, at the right time from the right service.</p> <p>With statutory and voluntary agencies being based together it increases information sharing and a coordinated response to meet family's needs.</p> <p>From mid-July 2017 when the very first EH Hub information-sharing and decision-making processes started, all families with two or more adverse childhood experiences (ACEs) and whose needs would not be otherwise be met through statutory Children's</p>		

Play Sufficiency Assessment Template

LA Ref No	Criteria	RAG Status 2019	RAG Status 2022	Evidence to support strengths	Shortfalls	Identified actions for Action Plan
Tudalen 975				<p>Services have been offered bespoke information, guidance and support</p> <p>Agreement across the multiagency arrangements about the scope and processes of the EH Hub, including how the EH Hub interacted with statutory Children’s Services to limit the risk of any families not having access to the right support quickly and to give confidence that the focus of the EH Hub is about making available bespoke support to families with two or more ACEs that would otherwise risk not having any support.</p> <p>Key Aim – is to provide the greatest level of knowledge and analysis of all known intelligence and information across the multi-agency partnership to ensure:</p> <ul style="list-style-type: none"> All children, young people and families have access to advice and information about relevant early support to build coping skills, improve wellbeing and 		

Play Sufficiency Assessment Template

LA Ref No	Criteria	RAG Status 2019	RAG Status 2022	Evidence to support strengths	Shortfalls	Identified actions for Action Plan
Tudalen 976				<p>address any problems before these become entrenched.</p> <ul style="list-style-type: none"> For families that are at greater risk of escalating problems, access to appropriate multidisciplinary interventions as a matter of urgency <p>Key Objectives</p> <ul style="list-style-type: none"> An improved 'journey' for the child and family with greater emphasis on information, advice and assistance provided at the right time in line with statutory requirements set out in the Social Services and Wellbeing Act 2014. Greater ability to identify potential vulnerability, enabling more preventative action to be taken, dealing with problems before these become entrenched and building family wellbeing and resilience. 		

Play Sufficiency Assessment Template

LA Ref No	Criteria	RAG Status 2019	RAG Status 2022	Evidence to support strengths	Shortfalls	Identified actions for Action Plan
Tudalen 977				<ul style="list-style-type: none"> • Closer partnership working, clearer accountability and less duplication of work. • Better quality referrals to children's services as measured by reduced CP referrals and fewer NFAs by Children's Services and NW police. • Reducing crime and anti-social behaviour, improving educational attainment and financial literacy and more secure tenancies. • Where better information-sharing within the EH Hub identifies potential safeguarding concerns, these are actioned in line with relevant procedures. <p>Active social media and Dewis resource listings are provided / encouraged.</p>		
5.	The local implementation of the Families First programme recognises the importance of play and contributes to the provision of rich play opportunities				It is not always clear where funding originates for particular initiatives.	

Play Sufficiency Assessment Template

LA Ref No	Criteria	RAG Status 2019	RAG Status 2022	Evidence to support strengths	Shortfalls	Identified actions for Action Plan
Tudalen 978	6. Plans to reduce the impact of Adverse Childhood Experiences recognises the importance of play and contributes to the provision of rich play opportunities			<p>The Early help Hub identifies and promotes Play opportunities as a remedy in referred cases where appropriate.</p> <p>The Flintshire Early Help Hub is a multi-agency approach to providing targeted early help and support to families. Working across agencies staff are co-located to provide a co-ordinated approach to early help, focussing on what matters to the individual family.</p> <p>The Hub is a single point of contact for professionals, families & young people to access early help across Flintshire with the aim being to support families with the right help, at the right time from the right service.</p> <p>With statutory and voluntary agencies being based together it increases information sharing and a coordinated response to meet family's needs.</p> <p>From mid July 2017 when the very first EH Hub information-sharing and decision-making processes started, all families with two or more adverse childhood experiences (ACEs) and whose needs would not be otherwise</p>		

Play Sufficiency Assessment Template

LA Ref No	Criteria	RAG Status 2019	RAG Status 2022	Evidence to support strengths	Shortfalls	Identified actions for Action Plan
Tudalen 979				<p>be met through statutory Children’s Services have been offered bespoke information, guidance and support</p> <p>Agreement across the multiagency arrangements about the scope and processes of the EH Hub, including how the EH Hub interacted with statutory Children’s Services to limit the risk of any families not having access to the right support quickly and to give confidence that the focus of the EH Hub is about making available bespoke support to families with two or more ACEs that would otherwise risk not having any support.</p> <p>Key Aim – is to provide the greatest level of knowledge and analysis of all known intelligence and information across the multi-agency partnership to ensure:</p> <p>All children young people and families have access to advice and information about relevant early</p>		

Play Sufficiency Assessment Template

LA Ref No	Criteria	RAG Status 2019	RAG Status 2022	Evidence to support strengths	Shortfalls	Identified actions for Action Plan
Tudalen 980				<p>support to build coping skills, improve wellbeing and address any problems before these become entrenched. For families that are at greater risk of escalating problems, access to appropriate multidisciplinary interventions as a matter of urgency</p> <p>Key Objectives An improved 'journey' for the child and family with greater emphasis on information, advice and assistance provided at the right time in line with statutory requirements set out in the Social Services and Wellbeing Act 2014.</p> <p>Greater ability to identify potential vulnerability, enabling more preventative action to be taken, dealing with problems before these become entrenched and building family wellbeing and resilience.</p> <p>Closer partnership working, clearer accountability and less duplication of work.</p>		

Play Sufficiency Assessment Template

LA Ref No	Criteria	RAG Status 2019	RAG Status 2022	Evidence to support strengths	Shortfalls	Identified actions for Action Plan
Tudalen 981				<p>Better quality referrals to children’s services as measured by reduced CP referrals and fewer NFAs by Children’s Services and NW police.</p> <p>Reducing crime and anti-social behaviour, improving educational attainment and financial literacy and more secure tenancies.</p> <p>Where better information-sharing within the EH Hub identifies potential safeguarding concerns, these are actioned in line with relevant procedures.</p>		

Inter-generational policy and initiatives

Play Sufficiency Assessment Template

LA Ref No	Criteria	RAG Status 2019	RAG Status 2022	Evidence to support strengths	Shortfalls	Identified actions for Action Plan
Tudalen 982	7. There are a range of play based approaches to inter-generational activity			<p>Children of all ages are encouraged, and attend, Gronant playscheme. Activities' have taken place that attract very young children and also young adults. It's been common to see very young children attend accompanied by their much older sibling, with both engaging in play activities during the sessions.</p> <p>The Local Authority is working to improve the age-friendliness of communities across Flintshire and are in the process of developing an application for the Council to become a member of the World Health Organisation (WHO) Global Network of Age-Friendly Cities & Communities. An Age-Friendly community enables people of all ages to be valued, included, treated with respect and participate in their community, but in particular it enables older people to</p> <ul style="list-style-type: none"> • get out and about • do the things they want to do • leave healthy and active lives • access information • have their voices heard 		

Play Sufficiency Assessment Template

LA Ref No	Criteria	RAG Status 2019	RAG Status 2022	Evidence to support strengths	Shortfalls	Identified actions for Action Plan
Tudalen 983				<p>The WHO identified 8 areas of City/communities that influence how we age. Outdoor spaces and public buildings is just one.</p> <p>As part of your play sufficiency, consideration as to/how older people might access the parks and play areas across Flintshire? Not just when accompanying their children/grandchildren, but as a place they might meet friends, have lunch, exercise, or use the play equipment e.g. balance beams, swings.</p> <p>There is a perception that play areas are for children only and any adult that is not accompanying a child might be looked upon suspiciously. How can we overcome these barriers so that play areas can be accessible for people of all ages? Barriers include signage, access, unsuitable or inadequate seating.</p> <p>Obviously children should have priority access to play equipment when areas are busy, and some equipment would only be suitable for children up to a certain age.</p>		

Play Sufficiency Assessment Template

LA Ref No	Criteria	RAG Status 2019	RAG Status 2022	Evidence to support strengths	Shortfalls	Identified actions for Action Plan
				Is there an opportunity to engage older people in how they might use play areas in their communities, or if they already use them, how they might be improved to meet their needs?		
8. Tudalen 984	There is a creative approach to inter-generational activity which encourages better interaction between children of different ages			<p>Aura's design and refurbishment of fixed play areas supports the provision of play facilities for all age ranges.</p> <p>Range of activities and nature of play space encourages wide age range to attend.</p> <p>Children of all ages are encouraged, and attend, Gronant playscheme. Activities' have taken place that attract very young children and also young adults. It's been common to see very young children attend accompanied by their much older sibling, with both engaging in play activities during the sessions.</p> <p>The Local Authority is working to improve the age-friendliness of communities across Flintshire and are in the process of developing an application for the Council to become a member of the World Health</p>		

Play Sufficiency Assessment Template

LA Ref No	Criteria	RAG Status 2019	RAG Status 2022	Evidence to support strengths	Shortfalls	Identified actions for Action Plan
Tudalen 985				<p>Organisation (WHO) Global Network of Age-Friendly Cities & Communities. An Age-Friendly community enables people of all ages to be valued, included, treated with respect and participate in their community, but in particular it enables older people to</p> <ul style="list-style-type: none"> • get out and about • do the things they want to do • leave healthy and active lives • access information • have their voices heard <p>The WHO identified 8 areas of City/communities that influence how we age. Outdoor spaces and public buildings is just one.</p> <p>As part of your play sufficiency, consideration as to/how older people might access the parks and play areas across Flintshire? Not just when accompanying their children/grandchildren, but as a place they might meet friends, have lunch, exercise, or use the play equipment e.g. balance beams, swings.</p>		

Play Sufficiency Assessment Template

LA Ref No	Criteria	RAG Status 2019	RAG Status 2022	Evidence to support strengths	Shortfalls	Identified actions for Action Plan
Tudalen 986				<p>There is a perception that play areas are for children only and any adult that is not accompanying a child might be looked upon suspiciously. How can we overcome these barriers so that play areas can be accessible for people of all ages? Barriers include signage, access, unsuitable or inadequate seating.</p> <p>Obviously children should have priority access to play equipment when areas are busy, and some equipment would only be suitable for children up to a certain age.</p> <p>Is there an opportunity to engage older people in how they might use play areas in their communities, or if they already use them, how they might be improved to meet their needs?</p>		

Play Sufficiency Assessment Template

Health and Safety						
LA Ref No	Criteria	RAG Status 2019	RAG Status 2022	Evidence to support strengths	Shortfalls	Identified actions for Action Plan
Tudalen 987	9. The Health and Safety policies explicitly recognise the value of children being able to experience risk and challenge			<p>We do support the high level statement regarding play and risk from the Health and Safety Executive. We do provide corporate standards on risk assessment and example risk assessments for schools but I don't think this would include risk benefit.</p> <p>All Playscheme sites are fully risk assessed to ensure all sites are safe prior to Playscheme starting and all staff are aware of the risk assessments. Additionally, the Playscheme follow clear operating procedures including emergency procedures to ensure the health and safety of all children and staff during playscheme provision.</p> <p>All accidents / incidents are investigated and where necessary action taken to prevent reoccurrence.</p> <p>Our Corporate Health and Safety team complete a sample of inspections at some playscheme sites and provide feedback to the Playscheme Manager.</p>		

Play Sufficiency Assessment Template

LA Ref No	Criteria	RAG Status 2019	RAG Status 2022	Evidence to support strengths	Shortfalls	Identified actions for Action Plan
Tudalen 989	11. The Local Authority offers the provision of insurance through the Local Authority scheme to all third sector play providers and community councils			<p>We do support the high-level statement regarding play and risk from the Health and Safety Executive. We do provide corporate standards on risk assessment and example risk assessments for schools, but I don't think this would include risk benefit.</p> <p>All Playscheme sites are fully risk assessed to ensure all sites are safe prior to Playscheme starting and all staff are aware of the risk assessments. Additionally, the Playscheme follows clear operating procedures including emergency procedures to ensure the health and safety of all children and staff during playscheme provision.</p> <p>All accidents / incidents are investigated and where necessary action taken to prevent recurrence.</p> <p>Our Corporate Health and Safety team complete a sample of inspections at some playscheme sites and provide feedback to the Playscheme Manager.</p>		

Conclusion and Way Forward

The Local Authority Play Sufficiency Action Plan 2022-2023 sets out what steps need to be taken to provide and improve opportunities for children and young people to play within the Local Authority area.

It is clear that much of the evidence of services provided particularly in Matter B and D have been reliant on external funding and particularly with regard to funding from Welsh Government. Revenue funding is short-term which could impact on sustainability of projects particularly in vulnerable communities and with vulnerable groups where consistency is key to effect real change. Additionally, without the support of local organisations e.g. town and community councils in Flintshire, we would not have been able to offer universal services to communities.

There is much evidence of support from children, young people, families and community members. When asked about play provision, in particular the responses can be summarised as requiring 'more services, more often'.

The evidence to date show that the actions set out for 2022-2023 have been identified as being important and effective, with the recovery from the pandemic as the central theme. Our emphasis will be to continue to support children, young people, families and communities across a range of partners to continue to provide play opportunities. Our overall aim is for children and young people to have access to a wide variety of playful; sporting; cultural and recreational activities. The quality of such experiences will remain as important as the frequency. The experiences that children have from all services should aim to be meaningful and have a positive impact.

There will be a continued emphasis from 2022 - 2023 on developing the strategic infrastructure for the support of children and young peoples play.

There will be an emphasis for all services supporting our most vulnerable children, young people and communities in providing for play.

Signed: ...Janet Roberts...Date:30/06/2022.....



Tudalen 991

Play Sufficiency Assessment Template

Actions to be taken to address the issues / shortcomings recorded in the Play Sufficiency Assessment

Proposed actions for the period of 1st April 2022 – 31st March 2023

Matter	Priorities	Targets	Links to other Matters	Resources, including costs	Funding source (new or existing funding streams)
Tudalen 992	1. Development of the Strategic Play Sufficiency Implementation Group, chaired by the Chief Officer for Education and Youth Services and the Lead Member for Education	Continued strategic development for Play Sufficiency in the county at the most senior level, providing a clear route of communication through to the Public Service Board.	Links to all other matters	Officer Time. Partnership Time.	Local Authority
	2. Continued development of the COVID 19 recovery working group	To enable collective wisdom and a joined-up approach to delivery across the county via grants e.g. All Wales Play Opportunities grant Winter of Well-being and Summer of Fun groups In compliance with the annual action plans for Play Sufficiency.	Links to all other matters	Officer Time. Partnership Time.	Local Authority
	3. One of the prompts for the local authority is that the	Creation of a multi-agency group to look specifically at the needs of Welsh speaking	Links to all other matters	Officer Time. Partnership time.	Local Authority

Play Sufficiency Assessment Template

<p style="writing-mode: vertical-rl; transform: rotate(180deg);">Tudalen 993</p>	<p>play requirements of Welsh language speaking children are understood and provided for.</p>	<p>children, young people, families and communities</p> <p>To continue to work in partnership for the delivery of holiday provision via the medium of Welsh</p> <p>To work with the Community Welsh Language Coordinator within Integrated Youth Provision (IYP)</p> <p>The role of the Community Welsh Coordinator is to work with all service areas including play.</p> <p>There is a 10-year plan for Integrated Youth Provision with reference to both play in Flintshire and Welsh Language</p> <p>With the Welsh Language Coordinator -To continue to identify opportunities for the Welsh Language to be introduced at play projects in school and communities settings on the good practice already established during 2021/2022</p> <p>To provide opportunities to introduce the Welsh</p>			<p>All Wales Play Opportunities Grant</p>
--	---	---	--	--	---

Tudalen 994

		<p>Language into play and youth services for children and young people.</p> <p>To create a new working group within Education and Youth. This will include Local Authority services and partner organisations working with children, young people, families and their communities</p> <p>This group will be led by the Community Welsh Language Officer within Integrated Youth Provision service</p>			
--	--	---	--	--	--

Play Sufficiency Assessment Template

2

<p>2222222++ 2</p> <p style="writing-mode: vertical-rl; transform: rotate(180deg);">Tudalen</p>	<p>4. Public Service Board Representation by Play Development as part of the Local Authority Vulnerable Adult Risk Management Group (VARM) This is the renamed Anti -Social Behaviour (ASB) task group. Working with partner agencies to identify and action appropriate interventions to identified hotspots of ASB.</p>	<p>To advise, deliver or secure play services both universal and targeted where most needed for the most vulnerable children, young people, families and communities in Flintshire.</p> <p>To provide Play-work projects as required utilising Play-Development Team, Integrated Youth Provision, Youth Justice and Kicks for Kids Wales.</p>	<p>Links to all other matters</p>	<p>Officer time</p>	<p>Local Authority AURA Leisure and Libraries Vulnerable Adult Risk multi -agency group</p>
<p>995</p>	<p>5 To continue to work with Welsh Government and Play Wales the national charitable organisation for children play to drive the agenda for Play Sufficiency in the county: To include analysis of research projects, guidance for the delivery of</p>	<p>To provide continued strategic development advice and research for Play.</p>	<p>Links to all other matters.</p>	<p>Officer Time.</p>	<p>Welsh Government Play Opportunities Fund</p>

Play Sufficiency Assessment Template

	Playwork attending training and events to provide additional support.				
Tudalen 2996	6 Continued development of a wider county network for play including children and young people and families. particularly those most vulnerable	Whole county representation regarding all matters	Links to all other matters	Officer Time	Local Authority
	7. To ensure all service areas and partners organisations are aware of the links to statistics and population information Utilising information forum 2021 census when available.	To provide services where most needed for the most vulnerable children, young people and communities	Links to all other matters	Officer Time	Local Authority
	Matter B: Providing for diverse needs	8. Development of inclusive play services and creating new opportunities to support vulnerable	2,700 children to attend summer provision on an annual basis.	Links to all other matters	Officer time. Partner organisation time.

Play Sufficiency Assessment Template

Tudalen 997	<p>children and young people.</p> <p>Includes:-</p> <p>Children and young people with disabilities.</p> <p>Looked after Children and young people. Refugee children and young people.</p> <p>Gypsy Traveller children and young people.</p> <p>Children living in identified vulnerable communities.</p>	<p>Delivery of the Flintshire Buddy Scheme – offer to children and young people across the county via the county summer holiday programme in partnership with 30 local town and community councils</p>		<p>The total estimated cost for the county programme is £120K</p>	<p>All Wales Play Opportunities Fund</p> <p>Local Town and Community Councils</p>
Matter C: Space available for children to play	<p>9.To work in partnership to identify priorities within the Play Sufficiency Action plans to identify actions for grant funding</p>	<p>Flintshire children and young people. AURA Leisure and Libraries.</p>	<p>Links to all other matters</p>		<p>Local Authority. All Wales Play Opportunities Fund AURA Leisure and Libraries</p>

Play Sufficiency Assessment Template

<p>Matter D: Supervised provision</p> <p style="writing-mode: vertical-rl; transform: rotate(180deg);">Tudalen 998</p>	<p>10. Delivery of the universal county summer playscheme programme in Flintshire which incorporates the Flintshire Buddy Scheme – offer to children and young people across the county via the county summer holiday programme in partnership with 34 local town and community councils Delivery of bi lingual play provision.</p>	<p>2,700 children to attend county summer playscheme provision</p> <p>35 children and young people to attend the Flintshire Buddy scheme programme</p>	<p>Links to all other matters</p>	<p>Officer time. Partner organisation time. The total estimated cost for the county programme is estimated at £120K approximately</p> <p>The cost for the Flintshire Buddy scheme is estimated at £17K approximately The cost for the Welsh Medium Summer playscheme is estimated at £5K Approximately The cost for the homeless children’s project for Plas Bellin is estimated at 5K approximately</p>	<p>Local Authority</p> <p>All Wales Play Opportunities Fund</p> <p>Welsh Government Families First</p> <p>Local Town and Community Councils</p>
--	--	--	-----------------------------------	--	---

Play Sufficiency Assessment Template

				The cost for the Holway community additional provision is £15K approximately.	
Tudalen 999	<p>11 To continue to work in partnership to identify and secure play opportunities for our most vulnerable children and young people.</p> <p>E.g. Children and young people with disabilities Homeless children and young people.</p> <p>Children and young people in areas of social, economic and play deprivation</p>	<p>To provide inclusive and Integrated services for children, young people and their families.</p> <p>35 children and young people to attend the Flintshire Buddy scheme programme.</p> <p>120 children and young people to attend Welsh Medium summer playscheme provision.</p> <p>Target of 13 children and young people per session delivery to attend all other play projects. I.e. Holway community</p> <p>Term-time school and community projects.</p>	Matter B	<p>Officer time.</p> <p>Partner organisation time.</p> <p>The cost for the Flintshire Buddy scheme is estimated at £17K approximately</p> <p>The cost for the Welsh Medium Summer playscheme is estimated at £5K. Approximately</p> <p>The cost for the homeless children's project for Plas Bellin is estimated at 5K approximately</p>	<p>Local Authority.</p> <p>Welsh Government.</p> <p>All Wales Play Opportunities Grant</p> <p>Local Town and Community Councils.</p> <p>Partner Organisations e.g., Wrexham and Flintshire Resilience Group.</p>

Play Sufficiency Assessment Template

Tudalen				<p>The cost for the Holway community additional provision is £15K approximately</p> <p>The cost of the continued delivery of school and community settings in term time is approximately 40K</p>	
Matter E: Charges for play provision	<p>12. To continue to provide low cost, no cost play projects and services for children, young people, families and communities</p>	<p>Delivery of the county summer playscheme programme</p> <p>Delivery of school and community projects in compliance with local authority play sufficiency action plans</p> <p>Free at the point of access equipped playgrounds</p>	Links to all matters	<p>Officer time.</p> <p>Partner organisation time.</p>	<p>Local Authority AURA</p> <p>Theatr Clwyd and other services and providers e.g., Summer of Fun and Winter of well-being grant recipients and service providers</p>
Matter F: Access to space/provision	<p>13. To develop a multi-agency working group to prepare a play guide/information for</p>	<p>To provide a comprehensive county wide guide to play services as defined within Play Sufficiency including the</p>	Links to all matters	<p>Officer time.</p> <p>Partner organisation time.</p>	<p>Local Authority Welsh Government All Wales Play Opportunities grant</p>

Play Sufficiency Assessment Template

	families regarding aspects of delivery of Play services, as defined in Play Sufficiency	<p>arts, recreation and cultural opportunities</p> <p>This would be enabled via the Flintshire County Council webpages and social media.</p> <p>AURA Leisure and Libraries web pages.</p> <p>Family Information services</p> <p>Education and schools</p>			Potential for sponsorship in-line with local authority guidelines
<p>Matter G: Securing and developing the workforce</p> <p>Tudalen 1001</p>	<p>14.Development of a working group for Playwork training</p> <p>Delivery of accredited training courses for playwork to level 2 and 3 standards.</p>	<p>To ensure that the county is compliant regarding the national Minimum Standards and qualifications for the delivery within all play services</p> <p>The Local Authority supports the workforce to achieve the accepted qualification levels</p> <p>Delivery of accredited training course for playwork to level 2 and 3 standards.</p>	Links to all other matters	<p>Awaiting confirmation of course costs</p> <p>Officer Time</p>	<p>Welsh Government</p> <p>All Wales Play Opportunities Grant</p> <p>Local Authority</p> <p>Play-Wales.</p>

Play Sufficiency Assessment Template

<p>Matter H: Community engagement and participation</p> <p style="writing-mode: vertical-rl; transform: rotate(180deg);">Tudalen 1002</p>	<p>15 Working with the Holway community as part of the Flintshire Public Service Board – Creating Resilient Communities commitment via the Holway task group and a multi-agency approach.</p> <p>Commitment To undertake Playwork with the children and young people as part of the wider Public Service Board consultation to effect change for the community.</p> <p>Will include both capital and revenue projects e.g., development of an adventure playground idea.</p> <p>To continue representation with a multi- agency approach of which play work is proving</p>	<p>All community members, particularly children, young people and families.</p>	<p>Links to all other matters</p>	<p>Officer time.</p> <p>Partner organisation time.</p>	<p>Local Authority</p> <p>Welsh Government Play Opportunities Grant</p> <p>Holywell Town Council</p> <p>Friends of Holway</p>
---	---	---	-----------------------------------	--	---

Play Sufficiency Assessment Template

	to be the most effective catalyst for real engagement					
Tudalen 1003	<p>Matter I Play within all relevant policy and implementation agendas</p>	<p>16. To continue to work with the Local Authority Health and Safety team to enable compliance regarding delivery of all play projects in schools and community. To aid comprehensive effective risk-management for service delivery</p>	<p>Bespoke training provided for Local Authority service delivery</p>	<p>Matter I</p>	<p>Officer time. Partner organisation time.</p>	<p>Local Authority</p>
		<p>17.. Development of an Education and Youth based group to specifically move forward on Matter I in relation to play in schools.</p>	<p>Continued delivery of Play-work and Kicks for Kids (Wales) in Flintshire schools and communities in partnership with community organisations.</p> <p>Information provided and good communication for schools to respond to opportunities to utilise capital</p>	<p>Matter I</p>	<p>Officer time. Partner organisation time. Funding for projects Local officer time</p>	<p>Local Authority Welsh Government All Wales Play Opportunities Fund capital and revenue Other grants available to schools e.g., Awards for All</p>

Play Sufficiency Assessment Template

		funds provided via grants effectively and quickly.			Local Town and Community Councils
--	--	--	--	--	-----------------------------------

Tudalen 1004



Flintshire County Council / Aura Leisure Play Review – November 2020

Tudalen 1005



Table of Contents	
Page Number	Description
Page 3	Scope of report & introduction
Page 4	Play Value & Life Expectancy
Page 5	Play Value Summary
Page 7	Current site distribution
Page 6	Risk Assessment Detail
Page 7	Flintshire Boundary
Page 8	Current site distribution
Page 9	Category 1 - Sites with a good level of provision and/or no development opportunities
Page 10	Category 1a - Sites with a good level of provision that may require minor works
Page 11	Category 2 – Sites for Strategic removal
Page 12	Category 3 - Sites in need of priority development
Page 13	Category 4 – Sites with potential for development or would benefit from upgrading
Page 14	Category 5 – Sites that would benefit from the provision of additional equipment
Page 15	Category 6 – Sites to be enhanced that are close to sites earmarked for removal
Page 16	Category 1a - Site detail
Page 32	Category 1a - Summary costs
Page 33	Category 2 - Removals site detail
Page 47	Category 3 – Site detail
Page 68	Category 3 - Summary costs
Page 69	Category 4 – Site detail
Page 89	Category 4 – Summary costs
Page 90	Category 5 – Sites that would benefit from the provision of additional equipment
Page 104	Category 5 – Summary costs
Page 105	Category 6 – Sites to be enhanced
Page 122	Category 6 – Summary costs
Page 123	Overall summary costs, all categories
Page 124	Report summary & Conclusions

Scope

The Play Inspection Company was commissioned Aura Leisure in 2020 to review the current play provision based on the findings and additional detail gathered during the Annual Inspection of the existing playgrounds that are owned and operated by the council.

The inspections took place during July - September 2020 and considered the age of equipment, current condition, compliance with current standards and remedial works required; all items were risk assessed to facilitate prioritisation of remedial works.

The purpose of the report is to consider and evaluate the provision across the County and make recommendations for improvement based on the location of the site, the current level of provision, play value and age of equipment.

The author of this report and the surveyor employed in the data collection are both Annual Inspectors (Outdoor) registered with the RPII (Register of Playground Inspectors International). Jon Dalton is also a member of the RPII Board and represents the UK on the SW65 Committee responsible for working with and updating British and European Standards for playground equipment and associated areas.

Introduction

The existing sites have been broken down into several categories to facilitate the review; these are:

1. Sites with no development opportunities
 - 1a Sites that have a good level of provision but may require minor works.
2. Sites to be strategically removed.
3. Site in need of priority development, possibly some reasonable provision but need improvement.
4. Sites with potential for development and would benefit from upgrading.
5. Sites that would benefit with the provision of additional equipment.
6. Sites to be enhanced that are close to sites earmarked for removal.

For clarity where costings are provided, these are based on calculated estimates and are rounded at the end of each section.

Life Expectancy, Play Value & Play Space Design

The detail provided for Life Expectancy and Play Value needs some explanation in terms of the recommendations made in this report.

For Life Expectancy most of the items assessed (78%) fall into a bracket of 5-10 years life remaining (assuming that the current inspection and maintenance regime is continued to the same standard as today). Our assessment is based on the current condition of the equipment, its approximate age and our knowledge and experience of the equipment type and manufacturer.

Out of 1344 equipment items total

92 items = >10 years life expectancy – 6.8%

1046 items = 5-10 years life expectancy – 78%

183 items = 3-5 years life expectancy – 13.6%

23 items = 1-3 years life expectancy – 1.7%

10 items = <12 months life expectancy – 0.74%

The reason that the equipment items fall into the brackets we have indicated is predominantly because the equipment choices made over the previous years have been sound, with good quality, long lasting equipment being installed across the County and clearly a good level of maintenance has been carried out.

There are some areas of the County that are light in terms of play provision; these are highlighted in the report and will need to be discussed with the author to determine the best strategy going forward.

NOTE - Whilst the life expectancy of most of the equipment is reasonable because of the way that the equipment has been looked after, some of the stock equipment is now more than 25 years old and sites would benefit from the introduction of more modern design equipment to provide an aesthetic uplift to the sites involved and re-engage the public with these sites. These recommendations have also been made throughout this report where the author felt it applicable.

Play Value Summary Detail:

With regard to Play Value the methodology used was based on a format intended to identify not only what the equipment provided in terms of play value, but also the location and to some extent the condition of the equipment and area (as areas that are well equipped may not be looked after that well) and to provide an overview of the sites involved. This assessment method was developed by Play England some years ago and has proven to be relatively useful in providing an overview of individual sites.

Sites have been broken down into the following categories as per Play England methodology:

TYPE A: Door-step space or facility: A space, within sight of home, where children, especially young children can play within view of known adults
TYPE B: Local spaces and facilities: A larger space which can be reached safely children beginning to travel independently and with friends, without accompanying adults and for adults with young children to walk to with ease.
TYPE C: Neighbourhood spaces and facilities: A larger space or facility for informal recreation which children and young people, used to travelling longer distances independently, can get to safety and spend time in play and informal recreation with their peers and have a wider range of play experiences

Throughout the county the percentage numbers of each category are as follows:

Site Type	Count of Site Type (A, B or C)
A	47.27%
B	43.03%
C	9.70%
Grand Total	100.00%

Risk Assessment:

The risk assessments of defects found on site during our inspections are largely in the low or very low risk categories (99.30%), with only a very small percentage of findings falling into the moderate or high-risk categories. Again, this indicates that equipment is of good quality and that the current inspection and maintenance regime is both proportional and effective.

Out of 7677 total defects recorded.

High Risk – 8 defects representing 0.1% of all findings

Moderate Risk – 47 defects representing 0.6% of all findings

Low / Very Low Risk – 7622 defects representing 99.30% of all findings

High risk findings require immediate attention

Medium Risk findings should be actioned as soon as possible

Low and Very Low findings should be actioned over the next few months where possible as this will help to keep the playgrounds in a safe condition and are often a useful form of preventative maintenance

The recommendations set out in this report are based on a combination of factors including current Play Value & Life Expectancy, as well as location, scope for expansion and nearby provision.

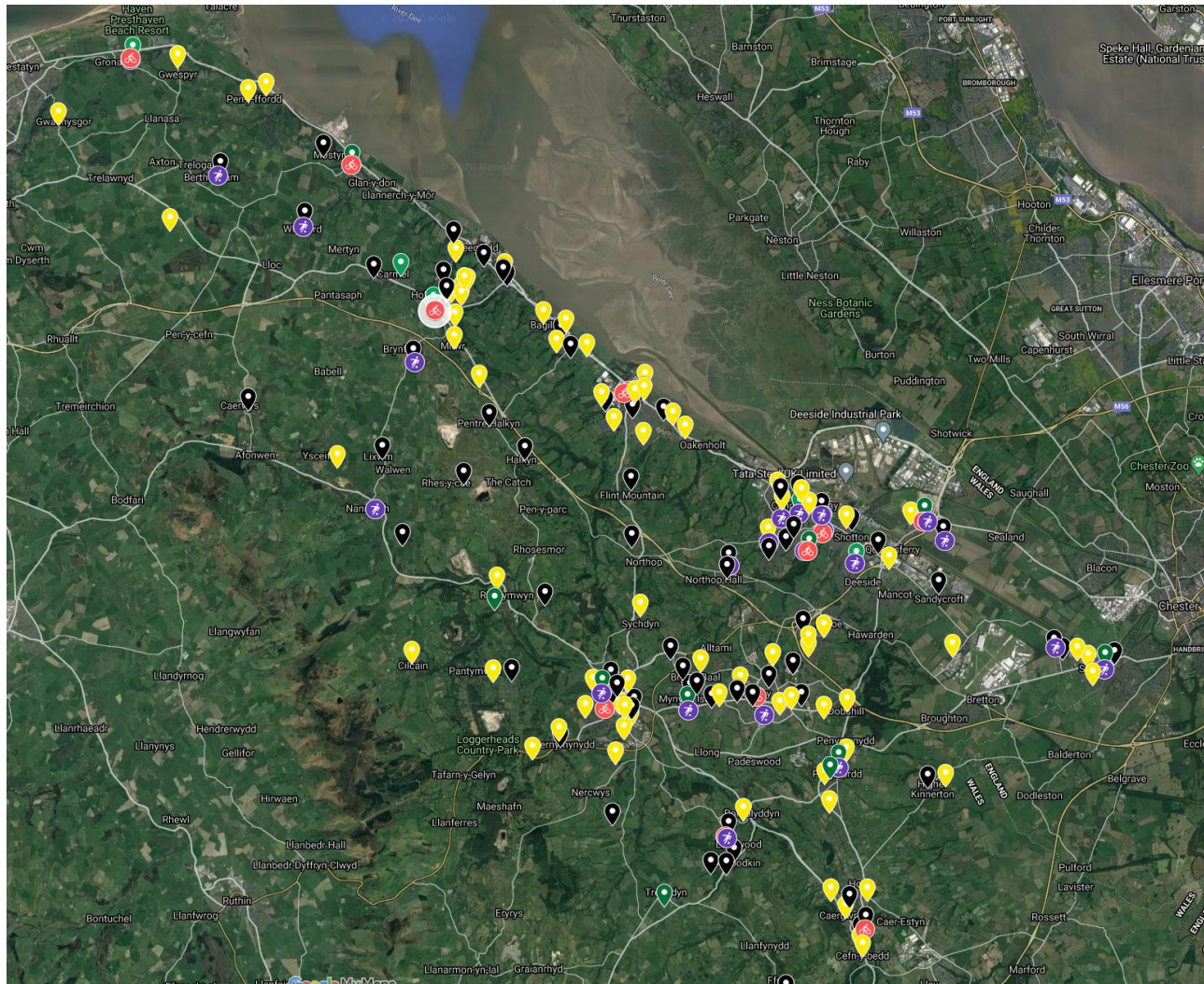
Where costing information and equipment suggestions are made, these are indicative only and intended to provide an overview of the potential and possibilities; if sites are redeveloped, each should be treated as a unique space and equipment chosen in collaboration with the local community. Contingency values are intended to provide for removal and reinstatement where this is required.

Flintshire Boundary



Tudalen 1011

Current Site Distribution



Tudalen 1012

Overall cost summary

Category	Budget Cost
Category 1a	£67,400.00
Category 2	<i>£ tbc</i>
Category 3	£984,900.00
Category 4	£686,500.00
Category 5	£218,700.00
Category 6	£305,400.00
Additional Fitness Areas	
Total	£2,262,900.00

Summary & Conclusions

It is not envisaged that all the recommendations can be undertaken in a short period but looking at a plan over the next 3-5 years or so to deal with the higher priority areas and incorporating update reviews every three years to map and analyse progress with a view to achieving the long-term aspirations in approximately 10 years.

From what we have there are some clear opportunities for rationalisation and strategic improvements where there are poor sites in close proximity to other sites that have more development opportunity. These are not completely evident until the individual areas are examined with Google Earth however these have all been highlighted and included within this report. The removal of the sites suggested will allow more resource to be focused on other site improvements that will have a more beneficial impact on the local communities.

Google Earth details of all sites can be accessed here: <https://www.google.com/maps/d/edit?mid=1RM5S8HGF7I47svGe35Ln4BqduJ1aPiIP&usp=sharing>

We consider a budget of **£2,262,900.00** will be required to address the shortfalls.

Consideration for play provision needs to be based on a community requirement and possibly the introduction of community involvement in the process may be beneficial in determining the actual rather than perceived need for play spaces and the provision within them.

We note that across the County there are only 4 sites that have Outdoor Fitness Equipment installed, which is very low in comparison with other authorities as this represents less than 2.4%% of the total number of sites (170). Consideration should be given to the provision of Fitness Equipment across a greater number of sites, especially in areas of denser population. At this time, we feel it should be extended to a further 13 sites across the Borough to bring the overall percentage upto 10% - we have made recommendations against individual sites that we feel would benefit from the addition of this type of equipment but this does not extend to 13 parks so we have budgeted for the remaining in the overall cost summary so that these can be placed in the most suitable locations in accordance with local community needs.

Outdoor fitness areas are becoming more and more popular throughout the UK as they provide a valuable resource for older users and adults that do not have access to or are unable to afford to attend membership gyms.

There appears to be a real lack of toddler multiplay units throughout the sites assessed, so these have been suggested where the author felt applicable and should be considered in any new developments or future refurbishments. Most sites do not have much in the way of inclusive features, so we have also recommended some items that are inclusive for all such as inclusive roundabouts and interactive activity panels where the author feels these would be of benefit. These types of items should be considered when re-developing any new play areas, as well as other inclusive items such as basket swings.

Summary & Conclusions cont....

Several different surfacing types are present throughout the sites; they are mainly loosefill surfaces, wetpour, rubber tiles and grass mats. Further to reviewing all sites it is evident that there are several old, tiled areas that require replacement. We have recommended replacement of grass mat surfaces where this surface type does not appear to be working particularly well and is becoming compacted. Generally, we would recommend surfaces like wetpour or carpet surfacing underneath dynamic items or where there is heavy footfall or particularly wet soil. Grass mat can be a good surface when installed in the right environment and does appear to have established successfully on some sites and under some equipment items.

Loosefill surfaces are not particularly inclusive and generally have a higher ongoing maintenance cost since the levels need to be topped up and the areas require raking and levelling throughout the year and for this reason, we have recommended providing a synthetic surface in the majority of areas, aside from small areas of sand play that do provide good play value.

When redeveloping play areas, consideration should also be given to whether fencing is necessary, and this will need to be done on a site-by-site basis. Our current advice is to only fence a playground when it is required for safety reasons (i.e. busy adjacent roads or waterways). It may be prudent to fence areas for younger or less competent users, but if fencing can be removed from the budget requirement then there is more to spend on play.

Author

Jon Dalton – Director (TPIC) RPII Annual Inspector / Examiner & Trainer, RPII Indoor Technical Director / RPII Marketing Director

www.playinspections.co.uk



the Play Inspection Company
Unit 5 Glenmore Business Park
Blackhill Road
Holton Heath, Poole
Dorset. BH16 6NL

t: 01202 590675
e: info@playinspections.co.uk
w: www.playinspections.co.uk

Eitem ar gyfer y Rhaglen 22



CABINET

Date of Meeting	Tuesday, 12 July 2022
Report Subject	Armed Forces Act 2021
Cabinet Member	Governance and Corporate Services including Health and Safety and Human Resources
Report Author	Chief Executive
Type of Report	Operational

EXECUTIVE SUMMARY

Flintshire County Council signed the Armed Forces Covenant (AFC) in July 2013. The Covenant is a promise from the nation that those who serve, or have served, in the armed forces are treated fairly, as are their families.

The Armed Forces Act 2021 enshrines the Armed Forces Covenant into law, placing a legal obligation on public bodies to prevent services personnel, reservists, veterans and their families being disadvantaged when accessing public services.

Section 8 of the Armed Forces Act 2021 is expected to come into force in autumn 2022 and introduces a duty in Housing and Education to have “due regard” to the principles of the Armed Forces Covenant.

RECOMMENDATIONS

1	Cabinet note the forthcoming legislation and implications for Housing and Education.
---	--

REPORT DETAILS

1.00	EXPLAINING THE ARMED FORCES ACT 2021
1.01	Flintshire County Council signed the Armed Forces Covenant (AFC) in July 2013. The Covenant is a promise from the nation that those who serve, or have served, in the armed forces are treated fairly, as are their families.
1.02	Flintshire County Council has already made changes to policies as part of its commitment to the Covenant. For example, introducing a guaranteed interview scheme for veterans.
1.03	The Armed Forces Act 2021 enshrines the Armed Forces Covenant into law, placing a legal obligation on public bodies to prevent services personnel, reservists, veterans and their families being disadvantaged when accessing public services.
1.04	<p>Section 8 of the Armed Forces Act 2021 is expected to come into force in autumn 2022 and introduces a duty to have “due regard” to the principles of the Armed Forces Covenant, as follows:</p> <ul style="list-style-type: none"> • The unique obligations of, and sacrifices made by, the armed forces. • The principle that it is desirable to remove disadvantages arising for service people from membership, or former membership, of the armed forces. • The principle that special provision for service people may be justified by the effects on such people of membership, or former membership, of the armed forces.
1.05	<p>Implications of the new duty</p> <p>The new duty will apply to specified bodies, including councils, when exercising certain housing, education or healthcare functions. These services will need to demonstrate that they have shown due regard to the armed forces community when carrying out these functions. The definition of armed forces community includes: serving personnel, veterans, reservists, partners, ex partners, bereaved partners and their children.</p>
1.06	Please note that social care functions are not included. However, discussions about extending this duty to include social services/social care are taking place.
1.07	Any individual can request a judicial review if they feel an organisation is not complying with the new duty. Armed Forces charities are preparing to monitor and challenge compliance, if necessary.
1.08	Welsh Government (WG) will be monitoring public bodies’ compliance through the Regional Armed Forces Liaison Officers. WG will report annually to the Ministry of Defence on compliance in Wales.

1.09	<p>Steps being taken to prepare for the Act</p> <p>Training and awareness - the Regional Armed Forces Liaison Officer has scheduled on-line training in June and July to prepare services for this legislation. This is being promoted through Learning and Development. This training is relevant for all public facing services, including social services, and is not specifically aimed at education and housing.</p> <p>Review of policies - the Regional Armed Forces Liaison Officer has confirmed current Flintshire County Council policies in housing and education are consistent with the Armed Forces Covenant and do not need altering to comply with the new duty.</p>
1.10	Statutory guidance will be available, it is expected that this will contain advice and good practice examples about how to comply with the duty.
1.11	<p>Next steps</p> <p>Services need to ensure they are capturing data on service users/customers who are covered by this legislation. The Armed Forces Liaison Officer will provide guidance on the categories services should be using.</p>
1.12	To demonstrate “due regard” the Integrated Impact Assessment (IIA) will be amended to include armed forces. Only education and housing will need to complete these sections. The Regional Armed Forces Liaison Officer will also advise IIA authors on how to complete this section. This approach is consistent with that being taken by other councils.
1.13	Employees are being encouraged to book on the AFC awareness sessions which are being advertised on the Infonet.

2.00	RESOURCE IMPLICATIONS
2.01	<p>Human Resources: There is no cost for the training which is being delivered by the Regional Armed Forces Liaison Officer. Services will need to release employees to attend the training sessions.</p> <p>Revenue/Capital: There are no revenue / capital implications.</p>

3.00	IMPACT ASSESSMENT AND RISK MANAGEMENT
3.01	A full integrated impact assessment is not required for this report, as it is a report on the new Armed Forces Act 2021.
3.02	Ways of Working (Sustainable Development) Principles Impact

	Long-term	Positive – ensuring the Armed Forces community are not disadvantaged when accessing services.
	Prevention	No change.
	Integration	No change
	Collaboration	No change
	Involvement	No change
3.03	Well-being Goals Impact	
	Prosperous Wales	No impact
	Resilient Wales	No impact
	Healthier Wales	Positive – ensuring the Armed Forces community are not disadvantaged when accessing health services.
	More equal Wales	Positive – through ensuring the Armed Forces community are not disadvantaged when accessing public services.
	Cohesive Wales	No impact
	Vibrant Wales	No impact
	Globally responsible Wales	No impact

4.00	CONSULTATIONS REQUIRED/CARRIED OUT
4.01	This report has been shared with the Council's Armed Forces Champion.

5.00	APPENDICES
5.01	None

6.00	LIST OF ACCESSIBLE BACKGROUND DOCUMENTS
6.01	Armed Forces Covenant

7.00	CONTACT OFFICER DETAILS
7.01	<p>Contact Officer: Fiona Mocko, Strategic Policy Advisor</p> <p>Telephone: 01352 702122</p> <p>E-mail: Fiona.mocko@flintshire.gov.uk</p>

8.00	GLOSSARY OF TERMS
	<p>Armed Forces Community: includes serving personnel, veterans, reservists, partners, ex partners, bereaved partners and their children.</p> <p>Armed Forces Covenant: the Armed Forces Covenant is a promise of mutual support between a civilian community and its local armed forces community.</p> <p>Armed Forces Liaison Officer: a full time officer funded by the Welsh Government to support local authorities to deliver the commitments set out in the Armed Forces Covenant. There is one Regional Armed Forces Liaison Officer to cover the six councils in North Wales.</p>

Mae'r dudalen hon yn wag yn bwrpasol

Eitem ar gyfer y Rhaglen 23



CABINET

Date of Meeting	Tuesday, 12 th July 2022
Report Subject	Food Service Plan 2022-23 for Flintshire County Council
Cabinet Member	Cabinet Member for Planning, Public Health and Public Protection
Report Author	Chief Officer (Planning, Environment and Economy)
Type of Report	Operational

EXECUTIVE SUMMARY

The Food Service Plan provides an overview of the Food Service in line with The Framework Agreement on Official Feed and Food Controls by Local Authorities April 2010. The plan sets out the aims and objectives for the Service for the forthcoming year and how these are to be achieved.

RECOMMENDATIONS

1	To approve the Food Service Plan 2022-23.
---	---

REPORT DETAILS

1.00	EXPLAINING THE FOOD PLAN FOR FLINTSHIRE COUNTY COUNCIL 2022-23
1.01	Local Authorities throughout the U.K. have been directed by the Food Standards Agency (FSA) to take the necessary action to implement the Framework Agreement on Official Feed and Food Controls by Local Authorities. This Framework Agreement became operational from 1st April 2001. The Framework has been developed to ensure a consistent food law enforcement service throughout the country.
1.02	The Service Plan has been produced by officers of the Food Safety and Standards Team and Animal Health Team within the Planning, Environment and Economy portfolio in line with the model format contained within the Framework Agreement. It outlines the proposals for service delivery for the period 1st April 2022 to 31 st March 2023. It also contains a review of the service performance for 2021-22 with overall performance for 2021-22 detailed in Appendix 3 within the Service Plan.
1.03	The elements of the Food Service, namely Food Safety, Food Standards and Animal Feed are managed by the Team Manager – Food Safety and Food Standards, who reports in to the Community and Business Protection Manager.
1.04	<p>Key achievements for 2021-22 include:</p> <ul style="list-style-type: none">• All programmed inspections were achieved• Significant progress was made in relation to moving at a faster pace than the minimum requirements set out in the Food Standards Agency COVID-19 Local Authority Recovery Plan: guidance and advice to local authorities for the period from 1 July 2021 to 2023/24• Focussed auditing of shellfish registration document completion was undertaken which increased the compliance levels and improved traceability through the food chain• All officers within the Food Safety and Food Standards areas completed the required number of Continuing Professional Development hours required by the Food Law Code of Practice• All fishing vessels were inspected <p>Targets for 2022-23 are:</p> <ul style="list-style-type: none">• To complete all programmed inspections in line with the FSA Recovery Plan deadlines• To complete all overdue and due Category C Food Hygiene inspections• To complete all Category B and Category C Food Standards inspections that are due in Category C Food Hygiene premises• To further support micro businesses in the new requirements for Prepacked for Direct Sale foods as per the amendment to the Food Information (Wales) Regulations 2014

	<ul style="list-style-type: none"> To ensure all officers across the service complete the required number of Continuing Professional Development hours required by the Feed Law Code of Practice
--	---

2.00	RESOURCE IMPLICATIONS
-------------	------------------------------

2.01	The cost of implementing the plan will be met within the existing Planning, Environment and Economy portfolio budget.
------	---

3.00	IMPACT ASSESSMENT AND RISK MANAGEMENT
-------------	--

3.01	The Plan follows the 'farm to fork' principle to ensure food is safe for consumption by all.
------	--

4.00	CONSULTATIONS REQUIRED/CARRIED OUT
-------------	---

4.01	None.
------	-------

5.00	APPENDICES
-------------	-------------------

5.01	Food Service Plan 2022–23.
------	----------------------------

6.00	LIST OF ACCESSIBLE BACKGROUND DOCUMENTS
-------------	--

6.01	None.
------	-------

7.00	CONTACT OFFICER DETAILS
-------------	--------------------------------

7.01	<p>Contact Officer: Helen O'Loughlin, Team Manager – Food Safety and Food Standards Telephone: 01352 703390 E-mail: helen.o'loughlin@flintshire.gov.uk</p>
------	---

8.00	GLOSSARY OF TERMS
-------------	--------------------------

	<p>Food Standards Agency Wales - is a non-ministerial government department supported by seven agencies and public bodies. It is the central competent authority for the UK in relation to European Union food legislation. In Wales, it is responsible for Food Safety and Hygiene and Food Labelling Policy. It works with local authorities to enforce Food Safety, Standards and Feed regulations.</p>
--	---

The Framework Agreement on Official Feed and Food Controls by Local Authorities - sets out what the Food Standards Agency expects from local authorities in their delivery of official controls on feed and food law. It was developed in consultation with local authorities, local government associations and the relevant professional bodies.

COVID-19 Local Authority Recovery Plan: guidance and advice to local authorities for the period from 1 July 2021 to 2023/24 – sets out the guidance and advice to local authorities with the aim of ensuring that during the period of recovery from the impact of COVID-19, that local authority resources are targeted to where they had greatest value to provide safeguards for public health and consumer protection in relation to food. It also aims to safeguard the credibility of the Food Hygiene Rating Scheme. The Recovery Plan provides a framework for re-starting the delivery system in line with the relevant Food Law Code of Practice. It focuses on new food establishments and high-risk or non-compliant businesses and allows flexibility to be applied to lower risk premises.

Food Law Code of Practice (Wales) July 2021 - the Food Law Code of Practice is issued under section 40 of the Food Safety Act 1990 (the Act), regulation 24 of the Food Hygiene (Wales) Regulations 2006,1 and regulation 6 of the Official Feed and Food Controls (Wales) Regulations 2007, and sets out the execution and enforcement of that legislation by Food Authorities. It relates to Wales only. The code specifies how a local authority should risk rate a food business following its inspection which determines the frequency of food hygiene and standards inspections of that business. For Food Hygiene there are five risk bands A – E, for Food Standards there are three risk bands, A – C.

Feed Law Code of Practice (Wales) 2014 - sets out instructions and criteria to which local authorities ‘the feed authorities’ should have regard when engaged in the enforcement of animal feed law. Feed authorities must follow and implement the provisions of the Code that apply to them.

FOOD SERVICE PLAN

2022-2023



FLINTSHIRE COUNTY COUNCIL

FOOD SERVICE PLAN 2022-23

INTRODUCTION

The Service Plan relates to the year commencing 1st April 2022 and ending 31st March 2023.

It covers the service provision for the Food Safety, Food Standards and Feed functions of Flintshire County Council.

The purpose of this Plan is to provide:

- Information about the scope of the Service.
- Information about the services provided.
- Information about the means of Service provision.
- Information about performance of the Food Service against Performance Targets set out in the Plan as well as against national or locally defined Performance Indicators.
- Information relating to reviewing performance in order to address any variance from meeting the requirements of the Service Plan.

Service Plans are usually produced annually to allow for meaningful review and progression, in accordance not only with the requirements of the Food Standards Agency (FSA) “Framework Agreement on Local Authority Food Law Enforcement” but also with the principles of the “Wales Programme for Improvement”. In respect to Feed, this function is delivered as part of the FSA Funded North Wales Regional Feed Enforcement Delivery Plan, with all inspection and sampling targets being reviewed and set annually by FSA Wales. However, the effect of the COVID-19 pandemic on service delivery has led to it being severely impacted through 2021-22.

This Service Plan also forms part of the Authority’s commitment to delivering the aspirations of the Local Service Board to provide citizen centred services and to work in collaboration and co-operation.

**FLINTSHIRE COUNTY COUNCIL
FOOD SERVICE PLAN 2022-23**

CONTENTS

Page No.

1.0	SERVICE AIMS AND OBJECTIVES	
1.1	Aims and Objectives	
1.2	Links to Corporate Objectives and Plans	
2.0	BACKGROUND	
2.1	Authority Profile	
2.2	Organisational Structure	
2.3	Scope of the Food Service	
2.4	Demands on the Food Service	
2.5	Enforcement Policy	
3.0	SERVICE DELIVERY	
3.1	Food Premises Inspections	
3.1.1	Additional Targeted Inspection/Enforcement Activity	
3.1.2	Resources for Inspections and Additional Enforcement Activity	
3.2	Food/Feed Complaints	
3.3	Primary Authority Principle	
3.4	Advice to Business	
3.5	Food Inspection and Sampling	
3.6	Control and Investigation of Outbreaks and Food Related Infectious Disease	
3.7	Food/Feed Safety Incidents	
3.8	Liaison with Other Organisations	
3.9	Food Safety & Food Standards and Feed Promotion	
4.0	RESOURCES	
4.1	Financial Allocation	
4.2	Staffing Allocation	
4.3	Staff Development Plan	
5.0	QUALITY ASSESSMENT	
5.1	Quality Assessment	
6.0	REVIEW PROCESS	
6.1	Review against Service Plan	
6.2	Identification of Any Variation	
6.3	Key Areas of Improvement / Development 2022-2023	
6.4	Forthcoming Considerations	
	APPENDIX 1	
	Organisational Charts for the Service	
	Chart 1 – Organisational Structure of Flintshire County Council	
	Chart 2 – The Cabinet Structure of Flintshire County Council	
	Chart 3 – The Organisational Structure of the Food Team within the Community and Business Protection Service	
	APPENDIX 2	
	Profile of Programmed Inspections 2022-2023	
	APPENDIX 3	
	Performance 2021-2022	

1.0 SERVICE AIMS AND OBJECTIVES

1.1 Aims and Objectives

The aims of the Food Service are to:

1. Promote, through education and enforcement, the sale and/or production of food which is fit and without risk to health.
2. Prevent and control the spread of food borne illness through education and enforcement.

These will be achieved by:

- (a) Providing a complete and holistic food law enforcement service covering the areas of food hygiene and safety, food standards and animal feed in accordance with relevant food legislation and Codes of Practice, thereby fulfilling statutory obligations.
- (b) Providing a responsive service to demand driven elements such as food safety incidents, outbreaks of food related infectious disease, complaints and request for advice from both businesses and members of the public, in accordance with relevant statutory Codes of Practice
- (c) Assisting businesses to comply with all relevant legislation by using a balance of techniques and approaches in order to ensure the safety and well being of the Public and of the environment in line with the Public Protection Enforcement Policy 2010.
- (d) Maintaining an up-to-date database of all food establishments in the County so that resources can be effectively defined and utilised to meet statutory, national and locally defined targets of inspection, sampling, specific initiatives and tasks set by FSA Wales, other agencies, or based on local need.
- (e) Providing an open and transparent Food Service with clear lines of communication for all service users.

1.2 Links to Corporate Objectives and Plans

The Food Service links to the Well Being Plan and the Council Plan. There are five key priorities contained in the Well Being Plan, these are:

- Community Safety
- Economy and Skills
- Environment
- Healthy and independent Living
- Resilient Communities

The Food Service Plan has direct links with the Council Plan 2017 – 2023. The Council Plan sets out the full list of the Council's seven priorities for the period 2017 – 2023. Each year, sub-priorities are chosen which will receive significant attention over a particular year and where we will make a bigger impact.

The Food Service sits within the Community and Business Protection Service of the Planning, Environment and Economy Portfolio. Each Service area within Community and Business Protection writes annual Operational Action Plans, which have been informed by a range of external and internal drivers and through a greater focus on robust risk assessment, intelligence led intervention, targeting and performance management. All team members contribute to devising the Operational Action Plans for each Service Area. Due to the impact on service delivery of the pandemic, this plan also links in with the Portfolio Business Recovery Plan and the Risk Register for the COVID-19 response.

Food and Feed Law regulation is a statutory duty of the Council. Targets to be achieved are set in relation to both National Performance Accountability Measures and Service Improvement Data. A Corporate Performance Management System termed InPhase, monitors performance of all services within the Council. The areas reported on are the Performance Accountability Measure, “the percentage of premises Broadly Compliant with Food Hygiene Legislation”. This is reported annually.

The following Service Improvement Data is also usually monitored and reported on within the Service Plan:

- (a) Percentage of Food Safety inspections undertaken
- (b) Percentage of Food Standards inspections undertaken
- (c) Percentage of new businesses inspected for Food Safety and Food Standards
- (e) The percentage of Feed inspections carried out
- (f) The percentage of new businesses inspected for Feed

The Food Service will continue to implement performance management systems to improve the efficiency and effectiveness of service delivery in a meaningful way to the citizens of Flintshire. For this financial year, the performance monitoring will focus on the performance of the service against the Food Standards Agency COVID-19 Local Authority Recovery Plan: guidance and advice to local authorities for the period from 1 July 2021 to 2023/24. This is to ensure our resources are targeted where they add the greatest value in providing safeguards for public health and consumer protection in relation to food and to maintain the credibility of the Food Hygiene Rating Scheme.

2.0 BACKGROUND

2.1 Authority Profile

Flintshire is a Unitary Authority. The County has an area of 43,464 hectares and a population of approximately 152,700 as per the 2011 Census. It is made up of a mixture of small towns and conurbations, particularly to the south and predominately rural and agricultural land located in the north. The population is subjected to small seasonal fluctuations due to influx of tourists to the area. It has a number of industrial estates on which many manufacturers including food manufacturers are located, as well as headquarters for several food manufacturers including one large national food retailer. The coastal edge of Flintshire County Council abuts the Dee Estuary upon which cockle and mussel beds are situated and there is a small port located at Mostyn.

2.2 Organisational Structure

The Food Service sits in the Community and Business Protection Service within the Planning, Environment and Economy portfolio area. The responsibility of the Food and Feed service sits under the Team Manager – Food Safety and Food Standards, with the line management of most Feed officers being the responsibility of the Team Manager - Trading Standards Compliance and Animal Health as these Feed officers also undertake other Trading Standards functions such as Animal Health. Both team managers' report in to the Community and Business Protection Manager. The organisation structure of the Food Service is illustrated on the chart detailed in Appendix 1. Appendix 1 also includes the Management and Cabinet structure of the Council.

The Lead Officer for Food Safety and Food Standards is the Team Manager – Food Safety and Food Standards. The Lead Officer for Feed is a Trading Standards Officer.

2.3 Scope of the Food Service

Specialist services are provided by Public Health Wales and Public Analyst Scientific Services as the Public Analyst.

The scope of the respective component parts of the service are detailed below:

Food Safety

- Enforcement of relevant food safety and food hygiene legislation in all food establishments in Flintshire
- Registration of food businesses and approval of premises subject to compliance with product specific legislation such as meat products, fish, shellfish, fishery products and dairy products
- Implementation of the Food Hygiene Rating (Wales) Act 2013
- Investigation of food complaints that relate to fitness of food for human consumption and complaints that relate to the nature, substance or microbiological quality of the food, taking appropriate action as necessary
- Investigation of all complaints which relate to hygiene matters (premises, practices, personnel) in food businesses
- Investigation of sporadic cases of food-related notifiable diseases and suspected cases of food poisoning
- Investigation and control of outbreaks of food poisoning and food-related notifiable diseases
- Response to Food Alerts and food related incidents taking appropriate action as necessary
- Advice to new and existing business, responses to plans, licensing and land charges referrals
- Providing relevant export attestations to businesses who are exporting
- Act as Home and/or Originating Authority for other companies where necessary
- Undertake food sampling in accordance with the Sampling Programme
- Educational and promotional initiatives, when appropriate and based on local need

Food Standards

- Respond to requests for consumer advice in matters regarding food standards, labelling and

composition

- Undertake a pre-planned programme of visits to food premises within Flintshire
- Investigation of complaints relating to the nature, quality or substance of food and complaints relating to mislabelling of food taking appropriate action as necessary
- Provide advice, information and assistance to food businesses
- Undertake food sampling in accordance with the Sampling Programme and in response to incidents
- Undertake promotional and educational initiatives, when appropriate
- Act as Home Authority and Originating Authority for other food businesses within Flintshire where necessary

Feed

- Undertake a pre-planned programme of visits to feed premises within Flintshire
- Undertake a pre-planned programme of targeted Feed sampling
- Provide advice, information and support to feed business operators, including manufacturers, distributors, and users of feed products
- Investigation of complaints relating to feedstuffs and complaint-based sampling of feed as required as part of complaint investigation

The Service Delivery Point for the Food Safety, Food Standards and Feed Service is Ty Dewi Sant, Ewloe. For all of the above, the Service Delivery Points are usually open during normal office hours of 8.30 a.m. – 5.00 p.m.

During the pandemic service delivery was reviewed to reflect the 'Working from home, wherever possible' steer from Central Government in response to the pandemic. A new Hybrid Working Policy is due to be introduced which will seek to assist the Welsh Government target of 30% of the workforce working from home. The team provides a duty system to respond to reactive elements of the service.

There is no official "out of hours" provision. However, there is a call centre who will contact team members should specific scenarios be reported to them which includes Food-related incidents.

2.4 Demands of the Food Service

There are 1452 food premises in Flintshire. Of those that require registration and have received at least one food inspection, a full breakdown by activity type is provided below:

Table 1 : Breakdown of food premises in Flintshire by FSA activity type

Premises Type	Number
Primary Producer	6
Supermarket / Hypermarket	40
Manufacturers / Packers	52
Retailer – Others	52
Importers / Exporters	0
Distributors / Transporters	50
Small Retailer	260
Restaurant / Café / Canteen	234
Hotel / Guest House	18
Pub Club	160
Takeaway	136
Caring Establishments	188
Schools / Colleges	83
Mobile Food Unit	41
Restaurant and Caterers – Other	129

There are 24 premises approved under EU Regulation 853/2004 as they handle products of animal origin. These regulations place additional control measures on these types of premises and on the Local Authority.

The types of food manufacturers within Flintshire vary greatly in the types of processes they use to produce food. These range from cooked meat and ready meal manufacturers with national distribution, through to an on-farm milk pasteuriser supplying milk locally and shellfish dispatch centre. The diversity in the types of manufacturers operating within the County places a significant demand on the breadth and depth of knowledge required by officers within the Team.

Dee Estuary and Shellfish

The Dee Estuary has one actively fished cockle beds falling within Flintshire's jurisdiction. There had previously been two beds but due to a recent Sanitary Survey undertaken on the Dee, commissioned by the FSA, the

two beds were able to be merged to be considered as one bed. The remaining beds fall within Wirral Council's jurisdiction. Given the nature of the estuary, the shellfish bed places significant demands on the Team, particularly during the six month cockle opening season. The bed has a seasonal A classification, between August and May, meaning that cockle harvested from this bed during these months is considered safe to consume without any further processing and can be exported to the EU.

The management of the Dee accounts for a large portion of the Sampling Budget due to the statutory sampling of the water and shellfish for both microbiological classification and for algal biotoxin monitoring. In addition to the shellfish bed on the Dee, there are several companies operating as buyers, grading yards and / or collection points for cockle harvested elsewhere within the UK at different times throughout the year. This has placed significant demand on the service and it is anticipated this will continue throughout 2022-23. There had been one approved Dispatch Centre under Regulation 853/2004 but this ceased trading early in 2022.

Enforcement on the Dee involves a cross-agency partnership working with National Resources Wales, Wirral Council, the Centre for Environment, Fisheries and Aquaculture Science (CEFAS), other Local Authorities, the North Western Inshore Fisheries and Conservation Authorities and FSA Wales.

There are 53 licensed cockle gatherers for the Dee Estuary with a low number of endorsees. There are also 18 registered fishing vessels spread over 13 fishermen.

Port Health

There is a port at Mostyn. The service has responsibility in relation to ships coming in to port requiring a Ship Sanitation Certificate or a food hygiene inspection.

Food Hygiene Rating (Wales) Act 2013 and associated legislation

Since 28th November 2013, the Food Hygiene Rating (Wales) Act 2013 mandated businesses with a food hygiene rating to display a valid food hygiene rating sticker. The administration of this Act accounts for a considerable volume of work for the Team.

The introduction of the Food Hygiene Rating (Promotion

of Food Hygiene Rating) (Wales) Regulations 2016, required takeaway food premises to provide a prescribed bi-lingual phrase on promotional literature which contains a price of the food and a method of ordering it remotely.

The Service is committed to delivering the requirements of the Food Hygiene Rating (Wales) Act 2013 and its associated regulations.

Premises Profile

The premises profile, as defined in the Food Law Code of Practice (Wales) July 2021, is detailed in Table 2:

Table 2: Breakdown of premises profile by risk band for Food Safety and Food Standards.

FOOD STANDARDS			FOOD SAFETY			
Risk	Min.	No. of		Risk	Min.	No. of
High	12 months	6	High	A	6 months	2
				B	12 months	12
Medium	2 years	422		C	18 months	469
Low	5 years	977	Low	D	2 years	317
				E	3 years	615
OUTSIDE		12		OUTSIDE		12
UNRATED		47		UNRATED		37
TOTAL		1452		TOTAL		1452

Please note: there are 5 bands of risk for Food Safety, with A to C being deemed to be High Risk and only 3 bands of risk in Food Standards, with only A being deemed High Risk.

Feed

Under the EU Feed Hygiene Regulation (183/2005) feed activities are clearly defined and are broken down in to 'Approved' and 'Registered' feed activities. Activities requiring Approval include any activity involving the manufacture and/or placing on the market of feed additives including zootechnical products (the technology of animal husbandry), with all such activities being classed as high risk. There are currently no businesses in Flintshire that have an Approval under the Regulations.

'Registered' feed activities are all other feed activities that

are undertaken of which there are 14 registerable feed activities defined and coded by the FSA these are termed as 'R Codes' and run consecutively from R01 (the highest risk activity) through to R14 (the lowest risk activity).

Table 3: Breakdown of Feed premises by activity type

R01 - Manufacturer	3
R04 – Mobile Mixer	0
R05 - Distributor	11
R06 – Pet Food Manufacturer	1
R07 – Supplier of Surplus Food	21
R08 - Transporter	3
R09 - Stores	1
R10 – On-farm mixer (Annex II)	4
R11 – On-farm mixer	27
R12 – Co-product producer	5
R13 – Livestock Farm	411
R14 – Arable Farm	5

The diversity in the types of Feed Businesses operating and activities being undertaken within the County places a significant demand on the breadth and depth of knowledge required by officers within the Team.

Following a review by FSA Wales in 2014 of the delivery of Animal Feeding Stuffs Enforcement across Wales, the system for risk assessing feed activities was simplified with all registerable feed activities across Wales being broken down in to one of two categories based on risk. These two categories are referred to as '*Above the Line*' and '*Below the Line*'. Above the line activities are high risk activities, which include businesses undertaking any 'Approved' feed activity and those engaged in 'Registered' feed activities involving production, processing, storage, transportation, sale of feed, or supply of food co-products, or surplus foods for use in animal feed and ultimately human consumption as part of the human food chain. These activities require a 'qualified' and 'competent' officer to inspect them.

Below the line activities are the low risk activities that include premises that are feeding animal feed stuffs to livestock or growing straight feed crops that are to be consumed in their natural state such as silage. This applies to all of Flintshire's farms. These activities have a lower requirement for officers to be able to perform these activities, requiring that an officer be 'competent' to complete this work.

Since 1st April 2015, the number of inspections of feed premises has been determined by FSA Wales in the form of the 'North Wales Feed Enforcement Delivery Plan'. The plan for 2021-22 required Flintshire to inspect premises across the county for a total of 69 registered feed activities, 19 of these were above the line with the remaining 50 being below the line. However, due to the pandemic and the temporary suspension of proactive inspections for part of the year, a total of 47 inspections were achieved.

The total number of inspections prioritised for inspection during 2022-23 is 112 inspections. The full breakdown of inspections by R code is provided in Appendix 2.

The breakdown of the Feed premises profile is detailed below by risk band:

Table 4: Breakdown of the premises profile by risk band for Feed.

FEEDINGSTUFFS		
Risk	Frequency of Inspection	Total no. of registered activities subject to inspection
High	Every 3 years (as per Feed Law Code of Practice)	76
Low / Medium	Every 14 years (as per Feed Law Code of Practice)	416
TOTAL inspectable registered activities		492

The vast majority of food business owners are English speaking with a minor requirement for written reports in Welsh. All advisory literature is produced bilingually in accordance with the Welsh Language Standards of the Council which came in to force on 30 March 2016. Approximately 14% of residents in Flintshire are recorded as Welsh speaking.

Approximately 4% of food businesses are of ethnic origin (Asian, Chinese, Turkish and Greek) and once again advisory literature is available in a range of ethnic languages to assist in understanding.

2.5 Enforcement Policy

The Food Service undertakes enforcement in accordance with the Public Protection Enforcement Policy which has been updated and approved by Members in 2010. This policy has been based upon the principles of the Enforcement Concordat adopted by Members in September 2000 and the Regulators Compliance Code.

There is also an Enforcement Policy for residents entitled “Regulation and Enforcement – Involving Local Residents”, which was approved by Council in September 2011.

3.0 SERVICE DELIVERY

3.1. Food Premises Inspections

The Food Service usually carries out inspections in accordance with pre-planned programmes drawn up annually and commencing on 1st April each year, to coincide with the reporting requirements for the Service to the Food Standards Agency Wales, as part of the Local Authority Enforcement Monitoring System (LAEMS). These inspection programmes are based on the risk rating of the premises. However, due to the significant impact on service delivery of the pandemic, the usual method of determining and implementing a planned inspection programme had to be suspended.

The majority of food-competent officers were moved over to COVID-19 related work supporting care homes, schools and workplaces, providing a seven day per week service. Food officers were moved to deliver the requirements of the Coronavirus regulations in relation to business opening and control measures. This continued for a significant proportion of 2021-22. However, all officers have now been moved back to their pre-pandemic duties, including the resumption of a programme of Food Hygiene, Food Standards and Food inspections.

Food Safety and Food Standards

The performance of the Food Safety and Food Standards Team against the service priorities outlined by the Food Standards Agency recovery plan was excellent. The service inspected all Category A, B and non-broadly compliant Category C premises for food hygiene. The FSA Recovery Plan directed local authorities to undertake a prioritisation of new businesses. The service achieved 91.4% of all new business inspections, across all priorities – Low to High. Only 2 new businesses

prioritised for inspection during 2021-22, were not inspected, both of these opening towards the end of the financial year. For Food Standards, 5 of the Category A premises were inspected and 88.6% of new businesses across all priorities were inspected in 2021-22 with 11 premises prioritised as High not inspected. A total of 214 Food Standards inspections were undertaken. The service had therefore moved at a faster pace than the minimum pace stipulated by the FSA's Recovery Plan.

There is a Public Accountability Measure in place, namely the percentage of businesses which are Broadly Compliant with Food Hygiene legislation. For 2021-22, this figure has improved from 97.0 to 98.5% of food businesses within Flintshire falling into this category.

There are 369 Category C, 277 Category D and 354 Category E Food Hygiene inspections which are overdue from at least 31st March 2022 and 334 Category B and 326 Category C overdue for Food Standards. When adding these to those premises due inspection in 2022-23, this gives 1,186 Category C-E Food Hygiene inspections and 865 Category B-C Food Standards inspections due or overdue.

In recognition of the above volume of overdue inspections, the FSA's Local Authority Recovery Plan provides a clear steer on priorities and timeline by which each priority is to be achieved. This recovery plan runs from July 2021 to March 2023. This allows the local authority to prioritise inspections in line with the minimum requirement of priorities as set out in the plan. In line with the FSA's Local Authority Recovery Plan, 28 new businesses have been prioritised for inspection to date for Food Hygiene, 2 Category A Food Hygiene inspections, 16 Category B Food Hygiene inspections and all Category C and D non-broadly compliant premises. In line with the FSA Recovery Plan, which states that local authorities should, where they can, move at a faster pace in realigning with the intervention frequency and other provisions set out in the Food Law Code of Practice, we have also committed to inspect all due or overdue Category C food hygiene premises by the end of March 2023.

The service has prioritised all 6 Category A Food Standards inspections to be achieved by the end of March 2023, with 3 of these having to be inspected by the end of June 2022, in line within the FSA's recovery plan. It has also prioritised undertaking all due or

overdue Category B and Category C Food Standards inspections that are due or overdue in Category C Food Hygiene premises by the end of March 2023. This equates to a further 314 Food Standards inspections being undertaken.

The service will prioritise those new businesses that undertake open food high risk food preparation but will also endeavour to inspect 90% of all of those businesses that begin to trade during the remainder of the year for both Food Hygiene and Food Standards.

The key objectives for the coming year in relation to programmed inspection and enforcement work are:

Food Safety

- New businesses – overdue from previous year and those we become aware of during 2022/23
- Category A risk rated premises
- Category B risk rated premises
- Non-broadly compliant Category C premises
- Broadly compliant Category C rated premises
- Non-broadly compliant Category D premises
- To follow the requirements of the Food Hygiene Rating (Wales) Act 2013 and associated regulations
- To revisit all premises receiving a Food Hygiene Rating of 2 or lower to assess compliance, in line with the All Wales Revisit Policy
- To inspect any low risk premises where local intelligence highlights a potential issue with compliance levels

Food Standards

- New businesses – overdue from previous year and those we become aware of during 2022/23
- Category A risk rated premises by June 2022
- Category B and Category C Food Standards inspections in Category C Food Hygiene premises that are due or overdue their Food Hygiene inspection
- To revisit all premises with major non-compliance with Allergen Information requirements
- To inspect any medium or low risk premises where local intelligence highlights a potential issue with compliance levels

A full breakdown of premises programmed for inspection 2022-2023 by risk band is given in Appendix 2.

There were 9 revisits for Food Hygiene and Food Standards in 2021-22. However, this is not indicative of the anticipated resource needed for revisits in 2022/23 due to the much reduced number of proactive inspections undertaken last year. We anticipate that the number of revisits required will increase both due to the increase in number of full inspections undertaken and due to a potential drop in compliance levels found.

Feed

For 2021-22, the FSA-directed inspection programme allocated 69 inspections to Flintshire, 19 Above the Line, 50 Below the Line. However, due to the pandemic and the suspension of Feed inspections, a total of 47 inspections were carried out.

As there is a considerable number of overdue inspections from last year and inspections due in this year, risk assessment has been applied to prioritise which inspections should be undertaken. As such, all Above the line inspections due / overdue have been prioritised for inspection. For Below the Line premises, the inspections have been prioritised as per:

- Farms that are not registered but are known to keep livestock by other information sources
- Farms that have registered for Feed but have not yet been inspected
- Farms that are significantly overdue their Feed inspection
- Farms that due their Feed inspection this year and are not members of a Farm Assurance Scheme

The target for programmed inspections for 2022-23 is 112 inspections. The breakdown of these by the activity code is detailed in Table C in Appendix 2.

3.1.1 Additional Targeted Inspection/ Enforcement Activity

Additional targeted inspection and enforcement activity due to be undertaken is as follows:

- Shellfish – compliance assessment with the completion of registration documents
- Effective and professional liaison and co-operation with other LA's and Regulatory Delivery relating to

- Primary Authority (PA) matters.
- Investigation of notified food safety related fraud incidents, such as illegal slaughter of meat, including referrals made anonymously.
- Issue of Ship Sanitation Certificates for incoming vessels to the Port of Mostyn.
- Appropriate response and liaison with other agencies for Civil Contingency matters.

3.1.2 Resources for Inspections and Additional Enforcement Activity

Food Safety and Food Standards

The programmed food hygiene inspections will be undertaken by Environmental Health Officers (EHO) and Food Safety Officers (FSO). A full breakdown of resources is given in 4.2 – Staffing Allocation. Food Standards work will be carried by our Trading Standards Officer, EHOs and FSOs.

Other areas of Trading Standards work within food premises such as Weights and Measures will be carried out by the Trading Standards Officer within the Food Team. This places an absolute requirement for a fully competent Trading Standards Officer to be within the Team.

Feed

All aspects of Feed work will be carried out by 0.2 FTE fully qualified Trading Standards Officer and 0.4 FTE Trading Standards Enforcement Officer. This work is to be distributed across 7 officers who are qualified and/or competent in accordance with FSA Feed Law Code of Practice requirements. 5 of the Feed officers are based in the Trading Standards Compliance and Animal Health Team and 2 officers are based in the Food Safety and Food Standards team.

3.2 Food/Feed Complaints

Food complaints cover the full range relating to fitness for human consumption, presence of extraneous matter in foods, microbial contamination and Food Standards issues such as food labelling, chemical adulteration and spoilage of food.

It is the policy of the Food Service to investigate all food

complaints reported including those made anonymously.

Food Safety and Food Standards

All food complaints are dealt with in accordance with the Food Law Code of Practice (Wales) July 2021, having regard to the documented Public Protection Enforcement Policy 2010.

Based on data for previous years, the estimated number of Food Safety and Food Standards complaints is between 110 and 140.

Please note the above figures do not indicate dealing with food complaints referred by other Local Authorities when acting as Home or Originating Authority.

Feed

All feed complaints will be dealt with in accordance with the Feed Law Code of Practice (Wales) 2014, having regard to the documented Public Protection Enforcement Policy 2010.

The number of Feed related complaints received by the service is low, typically no more than 3 a year.

3.3 Primary Authority Principle

Food Safety and Food Standards

Flintshire County Council subscribes to both the Primary and the Home Authority Principle. The Food Service acts as both Home Authority and/or Originating Authority for approximately 50 food businesses.

Flintshire is also committed to improving relationships with business and will continue to develop relationships with business and encourage effective business engagement at all times.

Feed

There is currently no formal Primary Authority relationship between FCC and any Flintshire based Feed Business Operator.

3.4 Advice to Business

The policy of the Food Service is to provide a balanced approach between the provision of advice and enforcement activity. The Service is committed to providing an effective and responsive advice and assistance service, both during inspections or upon request, for all Flintshire businesses, including a service in accordance with the Regulatory Delivery Primary Authority Principle and the Local Government Regulation (previously LACORS) Home Authority Principle.

In addition, the Service provides advisory literature, (either produced nationally or in-house) to businesses to assist them with compliance with relevant legislation.

Food Safety and Food Standards

In order to maximise the use of limited resources, advice is targeted as follows:

- During inspections and as part of follow up documentation.
- Start-up advice on request.
- Through guidance information available on the Food Team's website pages.
- Distribution of relevant food safety and food standards material to food businesses.
- Advice and information is given to businesses requesting guidance either by telephone, email or post.

Based on data from the last 3 years, the estimated number of requests for advice is anticipated to be approximately 180 - 220 in relation to Food Safety and Standards. Advice to businesses is provided by all members of the Team.

Targeted business advice was provided in relation to the requirements for prepacked for direct sale (PPDS) food labelling changed in Wales, England, and Northern Ireland. This labelling helps protect consumers by providing allergen information on the packaging.

This will continue to be provided as part of programmed Food Hygiene and Standards inspections.

Feed

Flintshire is committed to supporting feed businesses and working with them to enable compliance with all regulatory and best practice standards, and to protect

animal health and welfare, and the human food chain. In order to maximise the use of limited resources, advice is targeted as follows:

- During inspections and as part of follow up documentation.
- Start-up advice on request to new businesses.
- Through sign posting to guidance information available on the Trading Standards Wales and FSA Wales websites.
- Distribution of relevant feed hygiene and standards material to feed businesses.
- Advice and information is normally given to businesses requesting guidance

3.5 Food Inspection and Sampling

Food Safety and Food Standards

Sampling will be carried out in accordance with the documented Sampling Policy for the Food Service which was referred for Member Approval in July 2001. The sampling programme is devised so that the procurement of samples will follow a risk based approach. The programme takes in to account statutory requirements as well as the requirements of the FSA, the Welsh Food Microbiological Forum and local need.

Samples taken for Food Standards issues are submitted for analysis by the formally appointed and NAMAS accredited Public Analyst for the Council (and Agricultural Analyst for Animal Feed purposes):

Public Analyst Scientific Services
Valiant Way
Wolverhampton
WV9 5GB

Samples taken as part of the Sampling Programme for Food Safety issues are submitted for microbiological examination by the designated and NAMAS accredited laboratory of:

Public Health Wales
Ysbyty Gwynedd
Penrhosgarnedd
Bangor

Each Local Authority is allocated sampling accreditation by Public Health Wales.

The Food Sampling Programme does not preclude the need to undertake reactive sampling e.g. as a result of a food complaint or during food poisoning investigations. Sampling undertaken as part of an Infectious Disease Notification or Outbreak are sent to the laboratory at Ysbyty Gwynedd, Penrhosgarnedd, Bangor. A member of the team attends the WFMF, which is responsible for devising Food Safety Sampling Surveys across Wales, based on risk assessment and intelligence to better target resources at particular foods or food poisoning organisms of concern within the UK.

Samples are taken as part of programmed inspections at manufacturers and premises where product specific legislation applies. The budget for sampling will remain the same as it was in 2021-22.

Given the effect of the pandemic on service delivery, sampling will be undertaken at a reduced level as we move through the Recovery Plan.

The anticipated number of samples for Food Standards is around 20 including samples taken for labelling checks, both as planned sampling and as a result of a complaint received. The service took part in a regional sampling programme for vegan / vegetarian claims and alcohol content in locally produced gins in 2021-2 and will take part in any regional sampling for Food Standards during 2022-23. Samples will be taken as part of programmed inspections at manufacturers, approved premises and premises where product specific legislation applies for analysis.

For Food Safety, there will be statutory sampling for shellfish classification, biotoxin monitoring, in response to any serious food complaints / hygiene concerns and taking part in a WFMF survey. The anticipated number of samples for Food Microbiological examination is around 30 samples including the shellfish classification and biotoxin monitoring samples.

Feed

There will be a minimal amount of sampling work undertaken in relation to Feed. No programmed Feed samples were taken within 2021-22 as part of the suspension of this type of work. Other than sampling directly funded by FSA Wales any other feed samples taken during 2022-23 will only be done in response to complaints received or feed safety incidents.

3.6 Control and Investigation of Outbreaks and Food Related Infectious Disease

Investigation and control of outbreaks of food related infectious disease will be carried out in accordance with the Communicable Disease Outbreak Plan for Wales was approved by Members in 2011.

Investigations of sporadic notifications of food related infections disease shall follow the existing documented procedure within the Section. Based on data from previous years, it is estimated that there will be approximately between 220 and 250 cases of sporadic notifications and between 0 and 10 outbreaks. Public Health Wales have introduced molecular testing of faecal samples of suspected cases and this has resulted in an increase in the number of positive cases detected for specific organisms.

Campylobacter was the highest incidence of food-borne illness for 2021-2022 in Flintshire, with 221 cases being notified to us out of a total of 282 sporadic cases of potential food-borne illness notified to us. The notifications for *Campylobacter* were sent a questionnaire to complete which, when returned to the service, was reviewed by a competent officer to assess for any food-related risk factors.

Outbreaks are characteristically resource intensive but do not follow an annual trend, therefore the anticipated burden on staffing cannot be predicted. However, should they occur the impact on resources cannot be over-estimated and would require rapid contingency planning for maintaining the delivery of the rest of the Service.

3.7 Food/Feed Safety Incidents

Food Safety and Food Standards

Food Alerts will be initiated and responded to in accordance the Food Law Code of Practice (Wales) July 2021. Responses to Food Alerts will be kept in a centralised documented format and the contact details for the Team and relevant Agencies (including out of hour's contacts) will be kept up to date. It is difficult to quantify the resource implication of this function as it depends upon the category of Food Alert and the extent of food or businesses affected within Flintshire.

There were 10 food incidents during 2021-22. We anticipate we will be involved in 5 to 10 food incidents during 2022-23, using previous food incident data.

Feed

Alerts will be initiated and responded to in accordance with the Feed Law Code of Practice (Wales) 2014. Responses to Feed Alerts will be kept in a centralised documented format and the contact details for the Team and relevant Agencies (including out of hour's contacts) will be kept up to date. It is difficult to quantify the resource implication of this function as it depends upon the nature of the Feed Alert and the source, type, quantity and distribution of feed product involved.

3.8 Liaison with Other Organisations

The Food Service is committed to ensuring effective liaison with other relevant organisations to enforce consistency of approach. This includes liaison with:

- FSA Wales
- Regulatory Delivery
- Chartered Institute of Environmental Health and Chartered Trading Standards Institute
- Public Health Wales, National Resources Wales, CEFAS, Animal and Plant Health Agency and other relevant advisory/liaison bodies
- Other Local Authorities in Wales as a whole by attending the All Wales Food Safety Expert Group, the All Wales Communicable Disease Expert Group and the WFMF and regionally, by attending the North Wales Food and Communicable Disease Task Group.
- Other relevant local bodies e.g. local fishermen by way of the North Wales and Deeside Shellfish Liaison Group.
- Other Departments within Flintshire County Council, such as the Planning Department, with whom a system of formal consultation with relevant sections of Community and Business Protection

Liaison is also maintained between members of the Food Team by monthly Team Meetings. There is also a weekly management meeting for Team Managers and the Service Manager.

The Feed element of the service is committed to ensuring effective liaison with partners and other relevant organisations to ensure and enforce consistency of approach. This includes liaison with:

- Food Standards Agency Wales (FSA Wales)

- Veterinary Medicines Directorate (VMD)
- Animal and Plant Health Agency (APHA)
- Professional bodies such as the Chartered Trading Standards Institute (CTSI), National Trading Standards (NTS) and the Association of Chief Trading Standards Officers (ACTSO).
- Other Local Authorities across Wales and the UK
- Partner Local Authorities in the North Wales Feed Enforcement Delivery Plan (Wrexham, Denbighshire, Gwynedd, Ynys-Mon, and Conwy).
- Liaison with regional and national panels and expert interest groups including the joint Trading Standards Wales/FSA Feed Working Group, Trading Standards Wales and UK Animal Health and Welfare Panels etc.

Liaison is also maintained within the Feed element of the Trading Standards Compliance and Animal Health Team through regular team meetings with the Team Manager – Food Safety and Food Standards. They also have regular one to ones with their line manager. There is also a weekly management meeting for Team Managers and the Service Manager.

The regional Task groups have resumed fully and meet on a quarterly basis for Food and Communicable Disease.

3.9 Food Safety/ Food Standards and Feed Promotion

Educational and promotional activities are important components of a comprehensive Food Service.

Food Safety and Food Standards

For 2021-22, a promotional project was undertaken in September 2021 in the month prior to the introduction of the new Pre-packed for Direct Sale legislation, which identified that micro-businesses were not fully understanding the definition of PPDS. As a result of this, we are planning to undertake a further project during 2022-23 to support businesses further in this regard.

Feed

Officers of the service work with the trade offering advice and guidance on compliance with legal and best practice standards during routine inspection work and when carrying out routine animal health and welfare and

disease control work. Promotion work is usually done as part of routine inspection or in response to enquiries made by business to the service.

4.0 RESOURCES

4.1 Financial Allocation

The financial allocation for the Food Service is split between budgets provided for the Food Safety and Food Standards and for Animal Health. The expected overall level of expenditure providing the Food Safety and Food Standards Service for 2022-23 is detailed in Table 5.

Table 5: Expected Overall Budget for the Food Safety and Food Standards Team 2022-2023

COST ITEM	FINANCIAL ALLOCATION
(a) Staffing (total staff costs)	£537,285
(b) Travel (mileage and rail warrants)	£4,127
(c) Equipment	£4,977
(d) Sampling	£4,177
(e) Shellfish Sampling	£6000
(f) Support Costs for Printing and Translation	£650
(g) Training	Centrally held budget. Accessed via application

The Food Sampling budget covers Food Safety and Food Standards. This is in addition to the allocation provided by Public Health Wales. Additional funding can be made available should there be an incident. There is an income target of £4,000 which is generated by Ship Sanitation Certificate, Food Hygiene re-rating inspections and Export Health Attestations.

Table 6 shows the expected overall level of expenditure for Feed Service delivery:

Table 6: Expected Budget for the Feed Service Delivery 2022-23

COST ITEM	FINANCIAL ALLOCATION
(a) Staffing (total staff costs)	£29,598
(b) Travel (including mileages and Subsistence	£1,200
(c) Equipment	£500.00
(d) Sampling	Budget is held Regionally
(e) Training	Centrally held budget. Accessed via application

4.2 Staffing Allocation

Food Safety and Food Standards

The Food Safety and Food Standards structure is made up of the Team Manager – Food Safety and Food Standards 1.0 FTE, 6.5 FTE Environmental Health Officers (EHOs), 3.0 FTE Food Safety Officers(FSOs), 1.0 FTE Trading Standards Officer (TSO) and 1.0 FTE Trading Standards Enforcement Officer (TSEO). All members of the team are permanent positions. EHOs and FSOs undertake both Hygiene and Standards work. The TSO undertakes Food Standards, Feed work and other TS duties in Food premises. The TSEO undertakes Feed and Animal Health duties predominantly.

Administrative support is provided by 1.0 FTE Administration Officer. This role is situated within Social Services as a central administration function.

All Environmental Health Officers in post are qualified Environmental Health Officers, registered with the Environmental Health Registration Board or subsequent requirements. Two of the EHOs are being supported through their Chartership programme. Food Safety Officers are qualified to the Higher Certificate in Food Premises Inspection and all officers are qualified in HACCP Principles (Hazard Analysis Critical Control Points). All three of the Food Safety Officers hold the Higher Certificate in Food Control.

All staff are authorised appropriately for the duties they perform. Only one of the EHOs does not meet the post two year qualified competency requirement to use all

enforcement powers required by the Code of Practice. Most officers also hold the Lead Auditor qualification.

The Trading Standards Officer holds the Diploma in Trading Standards and has also successfully completed the five day QMS Auditor/Lead Auditor training course. The Trading Standards Enforcement Officer has completed the academic component of the Higher Certificate in Food Control and is currently being supported to complete the learning portfolio and professional exam component. However, they will predominantly be utilised for Feed and Animal Health.

The full breakdown of resources usually required to deliver the Food Safety and Food Standards service is given below:

Table 7: Full Breakdown of Resources by Full Time Equivalent (FTE) to Deliver the Food Safety and Food Standards Service

Intervention Type	Food Safety FTE	Food Standards FTE
Inspections	5.5	2.5
Revisits		0.3
Complaints		0.6
Primary Authority		0.3
Food Incidents		0.2
Food Business advice/promotion and other Non-Official Controls Interventions		0.3
Communicable Disease	0.5	N/A
Sampling	0.2	0.1

Please note – this breakdown of resources includes the 0.2 FTE operational aspect of the Team Manager. The remainder of the Team Manager 0.8 FTE is not taken account of above as this includes the operational management functions of this role including Feed and Corporate matters. A further 0.1 FTE of the Trading Standards Officer role is spent regulating other Trading Standards legislation in food businesses such as Weights and Measures legislation and Feed work and so is not included above.

The inspection resource requirement is based on completing the majority of inspections as joint inspections i.e. the officer does both a Food Safety and

Food Standards audit during the same visit. This flexibility is key to ensuring the service can be delivered based on current resources.

Feed

All aspects of Feed work will be carried out by seven individual officers of the service with the overall management of the area by the Team Manager – Food Safety and Food Standards. One of the Trading Standards Officers is the Lead Feed Officer. All officers involved in the delivery of the feed service also undertake other duties which are non-Feed related. The Feed component of their roles for this year equates to 0.2 FTE Trading Standards Officer and 0.4 FTE Trading Standards Enforcement Officer.

The two Trading Standards Officers within the two teams satisfy all criteria as a 'qualified' and 'competent' feed officer, including holding the Diploma in Trading Standards (or equivalent), successful completion of the five day QMS Auditor/Lead Auditor Training Course, completion of CIEH accredited HACCP training and participation in a FSA programme of Feed Training. Both officers are therefore suitably qualified and competent to undertake all aspects of Feed work.

The five Trading Standards Enforcement Officers satisfy the 'competency' criteria based on experience and training that enables them to perform Below the Line Feed work on both Livestock and Arable Farms.

All seven officers satisfy the FSA requirements re qualification and /or competency to enable them to undertake Feed enforcement work. This includes meeting the requirement to undertake a minimum of 10 hours relevant CPD annually.

Staffing through the pandemic

The staffing level during 2021-22 moved from being COVID-related to all of the team had returned to Food work except the one Food Safety Officer who had been seconded formally to TTP by Qtr 4 until 31st March 2022.

One EHO is on maternity leave until the end of September 2022 with one EHO moving to 0.5FTE from 0.9FTE as of 1st October 2022. The remaining 0.4FTE will be filled.

4.3 Staff Development Plan

During the forthcoming year the following training is planned:

- (i) Support of national and regional seminars on relevant subject matters.
- (ii) In-house training sessions

Each member of the Team will receive the required twenty hours Continuing Professional Development as required by the Food Law Code of Practice (Wales) July 2021 (or thirty hours, if the officer has Chartered Status). Staff will be subject to annual Staff Appraisals in line with the Corporate policy with a mid-year review which identifies and tracks training and development needs. All staff have monthly one to ones with the Team Manager to identify and monitor areas requiring development.

Two officers are going through the Chartered programme of the Chartered Institute of Environmental Health. One of the Animal Health Officers who undertakes Feed work is also completing their Higher Certificate in Food Control portfolio to build resilience in to the Food service.

The amount of training undertaken during 2021-22 was affected by the pandemic and the range of training undertaken was initially reduced from previous years. However, there was a considerable amount of training made available for Food Hygiene and Food Standards in Quarter 4 of 2021-22 and officers undertook online training to ensure they reached the required CPD requirement.

Feed

All authorised officers will take part in training to ensure they meet the CPD requirements for Feed during 2022-23. All feed training is provided regionally across Wales as part of the North Wales Regional Feed Enforcement Delivery Plan that is funded by FSA.

5.0 QUALITY ASSESSMENT

5.1 Quality Assessment

Food Safety and Food Standards

Within the Food Service, quality systems are in place to ensure that work is completed and checked by a

competent person in line with the fully documented Quality Monitoring Procedures. Documented procedures and work instructions exist to ensure consistency of approach with various computer report mechanisms to check accuracy on the APP Database. Work Instruction is provided on key areas of work retained within Formal Procedure Manuals.

The Team Manager sits on the North Wales Food and Communicable Disease Task Group, the All Wales Food Safety Expert Group and a member of the team attends the All Wales Communicable Disease Expert Group. These forums offer the opportunity to discuss a wide range of quality issues relevant to Food Law Enforcement and Food Hygiene incidents and outbreaks.

The Service is usually required to submit an Annual Return to FSA Wales via Local Authority Enforcement Monitoring System (LAEMS). This details the inspections achieved, enforcement and educational activities undertaken. In response to the pandemic, the FSA did not require a full LAEMS return to be submitted for 2021-22. The service completed and returned a questionnaire to the FSA which assessed the service's performance against the FSA-priorities during 2021-22.

Feed

Quality systems are also in place to ensure that work is completed and checked by a competent person in line with the fully documented Quality Monitoring Procedures. Documented procedures and work instructions exist to ensure consistency of approach with various computer report mechanisms to check accuracy on the APP Database. Work Instruction is provided on Key Areas of work retained within Formal Procedure Manuals.

In addition, for the whole Food service, external audits including focused audits, are undertaken by the Food Standards Agency Wales (frequency determined by FSA).

The North Wales Regional Feed Delivery was audited by FSA Wales in November 2019.

6.0 REVIEW PROCESS

6.1 Review Against the Service Plan

The Service Plan is subject to annual review, which has been re-introduced for 2022-23 and onwards.

Performance against this Service Plan is monitored by several means:

- Monthly team meetings
- Monthly one to ones with individual team members
- Informal team briefings held on a regular basis
- Quarterly Feed returns to the regional Feed officer

The FSA Recovery Plan provides a timeline in 2 phases. Phase 1 ran from 1 July to 30 September 2021 and Phase 2 runs from 1 October 2021 to 2023-24.

The FSA require local authorities to submit a Temperature Check Survey at various points during the span of the Recovery Plan to track against Phase 1 and Phase 2 expectations and to gauge the local authority's confidence in achieving continued alignment with the recovery plan.

Appendix 3 provides full quantitative analysis of service delivery during 2021-22.

As overarching achievements:

- The commitment shown by all officers across the Food and Feed service was excellent at such a challenging, fast-evolving time
- All Category A, Category B and non-broadly compliant Category C Hygiene inspections were undertaken
- All outstanding Fishing Vessel inspections were carried out
- The percentage of new businesses inspected for Hygiene was over 90% with only two new businesses that had been prioritised for inspection not being achieved
- All officers completed the required amount of CPD to maintain competency
- A thorough audit was undertaken on the completion of Shellfish Registration document throughout the season, resulting in a significant improvement in compliance in this area

6.2 Identification of Any Variation

The main areas where the service deviated from the Service Plan for 2021-22 were:

- We were able to progress more quickly on some areas of the Recovery Plan, particularly in relation to Category C non-broadly compliant and Category B Hygiene premises.
- For Food Standards we were able to progress more quickly on Category A, B and C premises
- We did not inspect all the Feed premises we had planned to inspect, particularly in relation to R13 Livestock Farms. We achieved 32 out of the 50 planned visits

6.3 Key Areas of Improvement / Development

The main areas for improvement or further development are:

- To complete all programmed inspections in line with the FSA Recovery Plan
- To undertake further project work in relation to Pre-packed for Direct Sale legislation to support micro-businesses in compliance with these new requirements
- Submitting a business case for the introduction of the Food Standard Agency 'Registering a Food Business' platform

6.4 Forthcoming Considerations

As set out in last year's Service Plan, the FSA Recovery Plan acknowledges that local authorities will be starting their recovery plans from different positions, dependent on the impact that COVID-19 has had on their service to date. They also state that local authorities should, where possible, move at a faster pace to realign with the intervention frequencies and other provisions set out in the Food Law Code of Practice.

There is still a commitment by the service to move at a faster pace than the minimum set out in the Recovery Plan. However, should the level of non-compliance found during the overdue interventions be such that service delivery is adversely affected, we will review the level of Category B and C Food Standards inspections we undertake and the level of intervention undertaken in Category C Hygiene premises that have consistently received a Food Hygiene Rating of 5. This discretion is already permitted under the Recovery Plan.

A new database has been procured for the service as part of the wider portfolio system. This will place a significant pressure on the service from a preparation, planning, data migration, training and implementation as the previous database is due to become obsolete during this financial year.

A new Hybrid Working Policy is due to be introduced for the organisation. This may lead to a review in some current ways of working which should improve efficiency and effectiveness further.

As part of the Food Standards Agency Achieving Business Compliance programme, they are proposing to introduce a new delivery model for Food Standards for the start of 2023-24, which will require database changes and staff familiarization in Quarter 4 of this financial year. The FSA are also proposing to introduce a new Food Hygiene Delivery Model during 2023-24 but there is no proposed date of introduction as yet. This may impact our service during Quarter 4, dependent on the proposed date of introduction.

FLINTSHIRE COUNTY COUNCIL - ORGANISATIONAL STRUCTURE

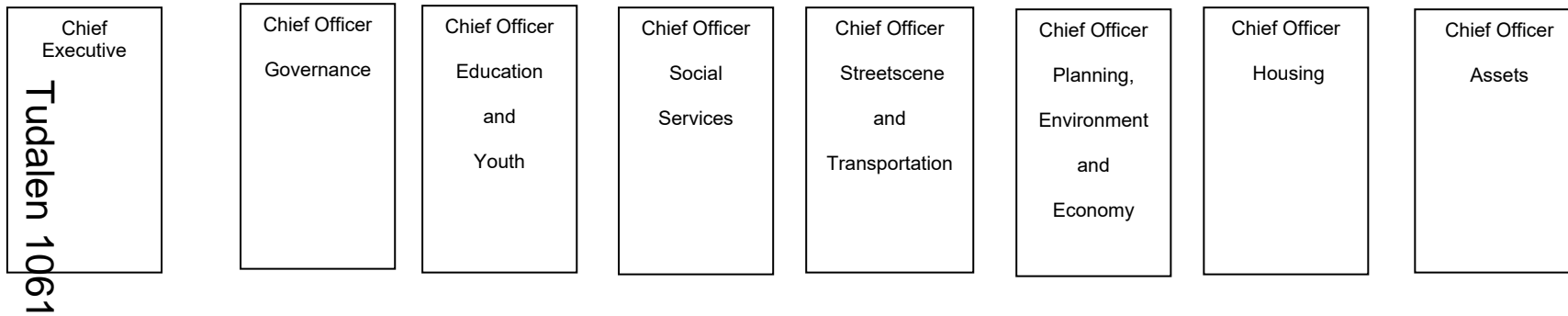
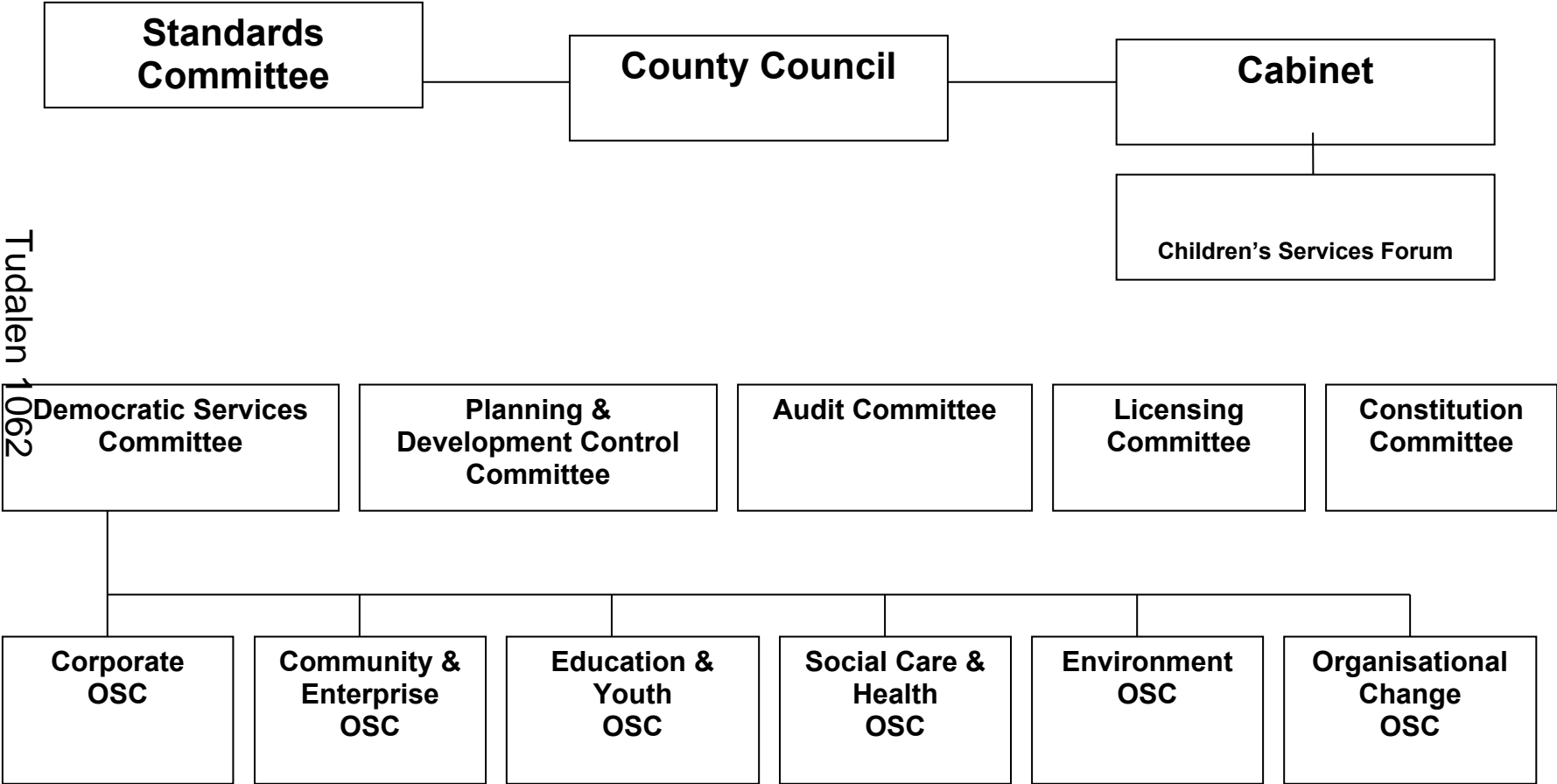


Chart 2

FLINTSHIRE COUNTY COUNCIL – POLITICAL STRUCTURE

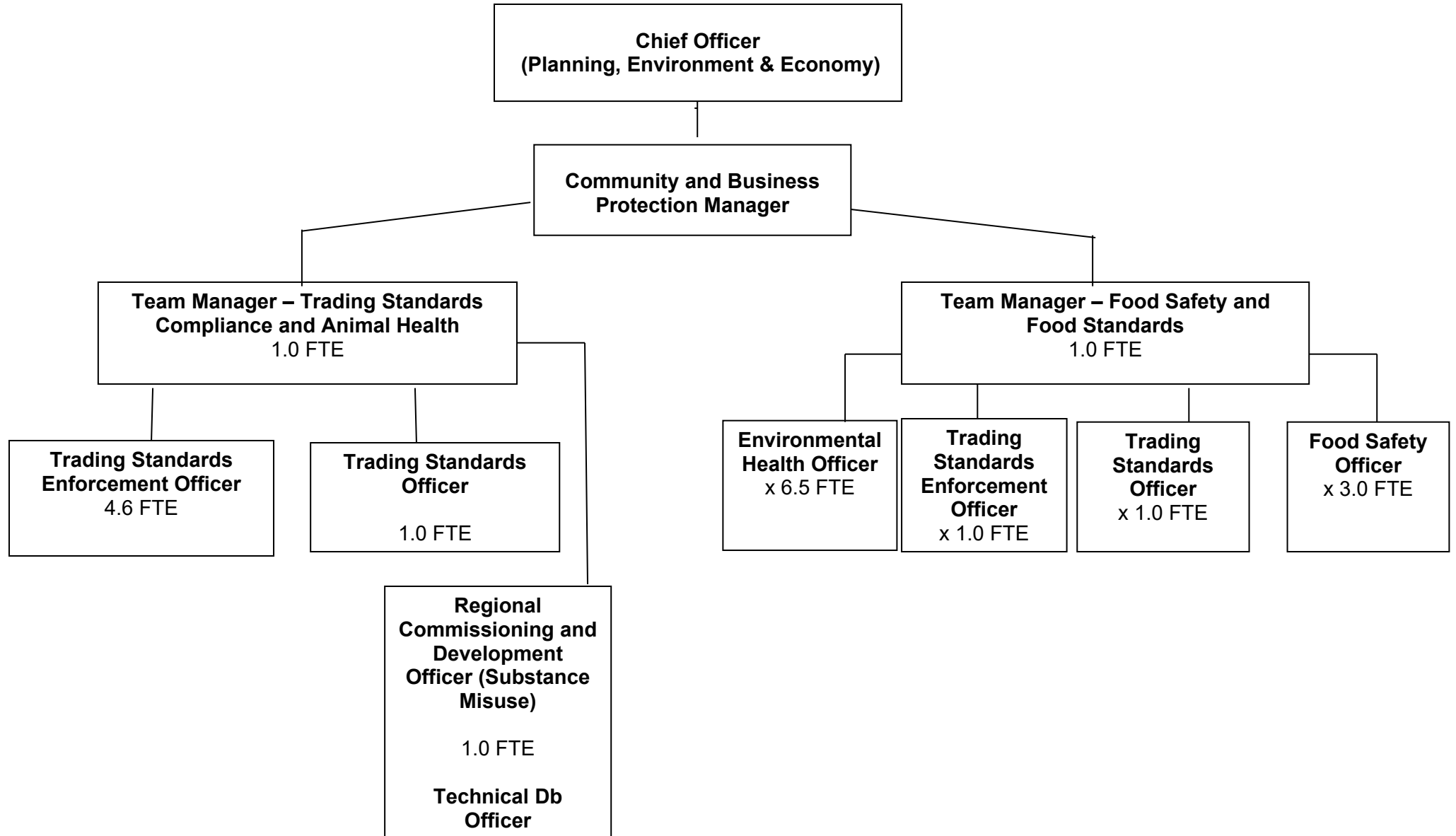


Tudalen 1062

Chart 3

COMMUNITY AND BUSINESS PROTECTION - FOOD SERVICE

Tudalen 1063



APPENDIX 2

Please find below a breakdown of the profile of programmed Food Safety and Food Standards inspections for 2022-23 by Risk Rating:

Table A

PROGRAMMED INSPECTIONS - FOOD HYGIENE	
Risk	Number Due
A	2
B	16
C	400
D	7
E	9
Unrated	28
TOTAL	462

Table B

PROGRAMMED INSPECTIONS - FOOD STANDARDS	
Risk	Number Due
A	6
B	220
C	94
Unrated	40
TOTAL	360

The Risk Rating is determined in accordance with the Food Law Code of Practice. It dictates the frequency of which the food premises must receive a full food hygiene or food standards inspection.

For Food Safety High Risk premises are those with a Risk Rating of A - C. For Food Standards High Risk premises are those with a Risk Rating of A.

Please find below a breakdown of the profile of programmed Feed inspections for 2022-23 by Feed Business Activity. The figure in brackets denote the total number of inspections due within the activity code, with the un-bracketed number denoting the actual number of inspections to be achieved

Table C

	PROGRAMMED INSPECTIONS - FEED	
High Risk (ATL)/Low Risk (BTL)	Registered/Approved Feed Business Activity	Number Due
High Risk – R01-4	Manufacturer of Feed	0
High Risk – R12	Co Product Producers	0
High Risk – R09	Feed Stores	0
High Risk – R05	Feed Distributor	3
High Risk – R08	Feed Transporter	2
High Risk – R10 and R11	On Farm Feed Mixers	28 (4 – R10, 24 – R11)
High Risk – R07	Supplier of Surplus Food	6
High Risk – R06	Pet Food Manufacturer	1
Low Risk – R13	Livestock Farms	71
Low Risk – R14	Arable Farms	1
	Total	112

APPENDIX 3 – PERFORMANCE 2021-22

Please note – due to a change in reporting mechanism for 2021-22, the risk band below relates to the risk band the premises was as a result of the inspection in 2021-22 and not the risk band as at 1st April 2021.

Food Safety

	Risk	Inspections Achieved
A	High Risk	1
B	High Risk	20
C	High Risk	92
D	Low Risk	41
E	Low Risk	91
TOTAL		245

Tudalen 1066

Food Standards

	Risk	Inspections Achieved
A	High	5
B	Medium	79
C	Low	131
TOTAL		215

Feed Inspections (as per requirements of FSA/Trading Standards Wales Regional FLEDP 2021/22)

Risk	Programmed	Achieved
High	19	15
Medium/Low	50	32
TOTAL	69	47

Food Hygiene Ratings

Profile of Ratings within Flintshire: May 2022

	5	4	3	2	1	0
	Very Good	Good	Generally Satisfactory	Improvement Necessary	Major Improvement Necessary	Urgent Improvement Necessary
Tudalen 1067 % of Premises	81.5	13.5	2.9	1.25	0.8	0.1

Number of Requests for Rescore Visit to be undertaken - 4

Number of Appeals on Rating - 1

Number of Fixed Penalty Notices - 0

Right to Reply - 0

Other data in relation to Demands on Food Service

Food and Feeding Stuffs Complaints

Food Safety number of complaints	-	107 linked to Food businesses
Food Standards number of complaints	-	17
Feeding Stuffs number of complaints	-	1
Food Incidents	-	10

Advice to Business

Food Safety	-	200 requests for advice
Food Standards	-	6 requests for advice
Feeding Stuffs	-	7 requests for advice

Food and Feeding Stuffs Inspection and Sampling

Food Safety	-	26 including Shellfish Classification samples
Food Standards	-	10 samples – monitoring for composition and labelling
Feeding Stuffs	-	0

Control and Investigation of Outbreaks and Food Related Infectious Disease (Food Safety only)

Sporadic Notifications	-	282 (of which 221 were Campylobacter)
Outbreaks	-	0 Incidents or Outbreaks declared

Other Types of Service Requests (Food Safety only)

<u>Water Disconnections</u>	-	7
<u>Ship Sanitation Certificates</u>	-	0
<u>Export Health Attestations</u>	-	119

Tudalen 1068

Eitem ar gyfer y Rhaglen 24



CABINET

Date of Meeting	Tuesday, 12 th July 2022
Report Subject	Sustainable Communities for Learning - Mutual Investment Model (MIM) – Financial Close for the 3-16 Campus Project, Mynydd Isa.
Cabinet Member	Leader of the Council and Cabinet Member for Education, Welsh Language, Culture and Leisure
Report Author	Chief Officer (Education and Youth)
Type of Report	Operational

EXECUTIVE SUMMARY

This report follows previous updates to Cabinet on Welsh Government's (WG) Sustainable Communities for Learning (formerly 21st Century Schools Investment Programme, Band B) Mutual Investment Model (MIM) for the proposed 3-16 Campus project at Mynydd Isa.

The report provides the background to MIM and progress the project (post Cabinet approval) has made through the WG business case process and the design development process to cost certainty.

The report goes on to provide details of the capital and revenue liabilities and asks Cabinet to review and approve, the annual Service payment and to enter into a Project Agreement and associated legal documentation for the construction phase, finance and maintenance of the buildings and associated infrastructure for the years 3- 6 campus project. This is based a maximum financial cap set by WG to overcome the challenges the construction sector/supply chain are currently experiencing, the complexities of MIM and in order to keep to project timeline on track.

Given the nature of Public Private Partnership (PPP) the report is written in part to ensure funders' requirements are met, as a consequence the report contains technical and legal wording which has been simplified as much as it is possible.

RECOMMENDATIONS

1	Approve the execution, delivery and performance of the MIM Project Agreement with Project Co (to be established by the Welsh Education Partnership Co Limited) together with the Funders' Direct Agreement, the Collateral Agreements, the Independent Tester Contract and the Insurance Proceeds Account Agreement, Clerk of Works Appointment, Independent M&E Commissioning Manager Agreement (together the " Agreements ") (and any documents to be delivered by the Agreements pursuant thereto) to facilitate the delivery of the Project;
2	Approve the Project Agreement at Appendix 1a, together with Appendix 1b Schedule 14 Payment Mechanism which shall be incorporated into the Project Agreement, and which is summarised in Appendix 2 and 3 of this report; so as to give effect to recommendation (3), subject to recommendation (f) below;
3	Approve the Funders' Direct Agreement, the Collateral Agreements, the Independent Tester Contract, and the Insurance Proceeds Account Agreement (also as Schedules of the Project Agreement), and other legal documentation at Appendix 4a – 4f of this report so as to give effect to recommendation (1), subject to recommendation (4) below;
4	<p>Note that the Monitoring Officer shall complete the Agreements for execution and is approved to:</p> <ul style="list-style-type: none">i. complete all information gaps including but not limited to confirmation of financial obligations (including the Annual Service Charge and Monthly Service Payment) and commitments of the Council and programme dates; andii. make any further genuine project specific drafting changes to the Agreements, as may be required <p>and that by the act of execution any final changes are approved;</p>
5	Give delegated authority to the Monitoring Officer to approve any further deeds and documents for execution by the Council which are ancillary to the Agreements approved here; and
6	Note that the Chief Executive, the S151 Officer, or the Monitoring Officer will complete and sign the certificates under the Local Government (Contracts) Act 1997 and agree to indemnify this officer in the act of doing so.

REPORT DETAILS

1.00	BACKGROUND
1.01	<p>Mutual Investment Model (MIM) is a new form of Public Private Partnership (PPP). It enables Welsh Government to deliver infrastructure projects beyond that set by present UK Government borrowing limits.</p> <p>A private sector contractor is appointed via a new Welsh Government framework (Welsh Education Partnership Company, WEPCo) and the contractor finances, constructs and provides a 25 year 'life cycled' building product. This means that responsibility for funding and constructing the building, and then repairing and maintaining the building for 25 years once built, remains with the contractor. This results in buildings funded by MIM being maintained at a consistently high level for 25 years.</p> <p>The Council pays an annual charge which is funded from revenue similar to a rental payment called the 'service payment'. Through this programme councils will receive intervention rate funding from Welsh Government for a period of 25 years, thereafter the building is handed over to the Council. The funding from Welsh Government will be received in the form of a specific grant.</p> <p>The intervention rate for MIM is set at 81% WG and 19% Council.</p>
1.02	<p>In March 2020, Cabinet agreed to amend the Council's nominated MIM project to the proposed 3-16 campus project in Mynydd Isa and provided a mandate to officers to engage with WEPCo.</p>
1.03	<p>In July 2020, Cabinet agreed to enter into a Strategic Partnering Agreement (SPA) with WEPCo to facilitate the delivery of education and community facilities, which is the only platform through which MIM projects within Wales can be delivered through the Sustainable Communities for Learning programme.</p>
1.04	<p>A further brief update on the proposed project was provided to Cabinet 16th March 2021 as part of report on School Modernisation.</p>
1.05	<p>Thereafter, for the past twelve months, officers and the schools concerned have been involved in detail design development process with WEPCo, WG, the technical appointed teams and Robertson Construction, whom are the second selected contractor for WEPCo on this proposed project.</p>
1.06	<p>Robertson FM have been selected by WEPCo as the hard Facilities Management (FM) provider for the project.</p>
1.07	<p>Planning permission was granted for the 3-16 Campus project in 12th January 2022.</p>
1.08	<p>The WG are currently considering the Council's Full Business Case (FBC), submission, therefore, subject to Cabinet approval the project will only proceed upon receipt of WG and Ministerial approval.</p>

1.09	Previous Cabinet reports had referenced centralised WG support around contract management. Whilst, the detail of how this will work in practise yet to be finalised, WG has reaffirmed its commitment towards the provision of a centralised support service for the contract management functions of MIM projects across Wales.
1.10	Subject to Cabinet Agreement, the anticipated construction start is August 2022, with Building occupation planned for the start of the new academic year, September 2024, thereafter external works will follow, starting with the demolition of the existing Argoed High school. Any delay to the anticipated start may result in a significant project delay and associated cost increases.
1.11	Cabinet approval of the recommendations contained in the report, allows completion of the funding package for the project and enable the Agreements to be entered into and works to commence in line with the programme.
1.12	<p>Over the past twenty four to thirty months, various global issues have been impacting prices in the construction market. The key causes are Brexit, Covid 19 pandemic and now the war in Ukraine. These causes have conflated with the impact being:</p> <ul style="list-style-type: none"> • an increase in demand for construction (post Covid); • Supply chain disruption and an ongoing energy crisis. The consequences of this are: the lack of construction materials; • high inflation and price volatility; • high raw material prices; • high energy prices and increased uncertainty.
1.13	The impact on the construction sector is that: Construction companies unable to fulfil contracts on time; Gaps are emerging between already signed prices and the real cost of materials; and contractors are beginning to refuse to sign contracts with fixed prices. Design and Build (D&B) contractors already have significant exposure under current fixed price contracts that they are currently delivering. In the present market they are now more risk averse when pricing work packages. Some D&B contractors have publicly stated that they will no longer sign fixed price contracts. This scenario was underpinned by the previously selected contractor withdrawing from the process, with WEPCo having to go back out to market to procure another contractor. Previously accepted market practice of D&B Contractors fixing a construction price for a significant period is no longer viable.
1.14	Further to this, the MIM Project Agreement and the associated subcontracts require a higher level of risk transfer than traditional New Engineering Contract (NEC) or Joint Contracts Tribunal (JCT) construction contracts due to the obligation for the contractor to take the design and performance risk of the building over 25 years. The present market conditions together with the level of risk transfer required to successfully deliver MIM means that WEPCo has been challenged with supply chain assembly.

1.15	Analysis of the market by industry professionals is suggesting that nothing is likely to improve in terms of prices dropping or even levelling out in the foreseeable future. Consequently to ensure that this project can be delivered financial close needs to be reached as soon as possible.
1.16	To facilitate this and allow the project to progress The WG MIM team with their commissioned experts have set a funding cap, which sets the estimated maximum annual service charge. This estimate maximum cap, is a direct result of the current market, inflation and supply chain issues faced by the construction industry presently and is a reflection of where the project currently sits in the granular market testing/cost certainty process. However, it is anticipated that the project figure will be confirmed as lower as the project moves towards financial close in July/August 2022.
1.17	The annual service charge cap is set at a maximum figure of £6, 750, 000 (inclusive of Net Zero Carbon NZC) of which Welsh Government contribution is 82.4%, this equates to £5, 563, 000. The Council contribution is at 17.6% which equates to £1, 187, 000. The WG percentage uplift relates from the standard intervention rate, specifically to the prior agreement on delivering a NZC project.
1.18	As Furniture, Fixtures & Equipment (FF&E) and Information and Communications Technology (ICT) are separated from the MIM funded model. Therefore, capital funding is still required to fund FF&E and ICT elements of this project. The capital costs of FF&E and ICT for the project is £2,312,000 which has an agreed intervention rate of 65% WG: 35% Council. Based on this intervention rate the WG funded element for FF&E and ICT is at £1,502,800 and the Council's financial commitment £809,200.
1.19	The Full Business Case to WG also seeks agreement from WG to cap the Council's annual service charge contribution to a maximum value of £1,000, 000 per annum.
1.20	However, it is anticipated that the project figure will be lower than the maximum capped figure as the project moves towards financial close anticipated in July/August 2022. Should the project figure be confirmed as lower, this would reduce the annual service charge figure accordingly to the benefit of both WG and the Council.
1.21	MIM PROJECT AGREEMENT The MIM Project Agreement ("MIM PA") at Appendix 1a (and which shall incorporate Schedule 14 Payment Mechanism at Appendix 1b) is to be entered into by a special purpose vehicle (Project Co) and the Council for the design, build, finance and maintenance of the schools and associated infrastructure. The MIM PA is based on a standard form template to the MIM Strategic Partnering Agreement which Cabinet approved on 14 July 2020. A summary of the MIM PA is provided at Appendix 2.
1.22	The MIM PA is drafted to include any project specific issues for each scheme. The process of populating the template MIM PA for a scheme allows the Council and/or WEPCo to put forward any project specific derogations. Appendix 3 details the derogations to the template MIM PA

applicable to this project which have been approved by Welsh Government and incorporated into the MIM PA.

1.23

ADDITIONAL LEGAL DOCUMENTATION

The additional legal documents to be entered into are set out in Appendix 4a – 4f of this report. The legal documents proposed for approval by Cabinet are:

Note: *Agreements are also Schedules to the MIM PA and to the template Project Agreement previously approved by Cabinet on 14 July 2020.

Legal Agreement	Purpose
Funders' Direct Agreement*	The Funders' Direct Agreement governs the relationship between the Authority and the lenders in the event of termination or threatened termination of the MIM PA. The lender has the right to "step in" to the role of Project Co under the MIM PA if Project Co is in default or if the project is in distress. This gives the lender the opportunity to rescue the project and rectify any defaults.
Collateral Agreements*	The Council will enter into collateral warranties with the Construction Contractor and the Facilities Management Services Provider, Professional Team, Principal Building Subcontractor creating a direct contractual relationship between them and giving direct claims and the ability to step-in to the relevant sub-contracts in some circumstances. The Council's primary recourse is and remains against Project Co, but the collateral warranties give the Council some protection in the event the MIM PA terminates.
Independent Tester Contract*	Project Co and the Council jointly appoint an independent tester whose role is to undertake certification of the completion of the Works, in accordance with the completion tests and terms of the MIM PA. The Independent Tester's fees are payable by Project Co.
Insurance Proceeds Account Agreement*	This is an agreement between the Council, Project Co, the Account Bank and the Security Trustee. Insurance proceeds from the physical damage policies are payable into the Insurance Proceeds Account, and are applied in accordance with the terms of the MIM PA and the Insurance Proceeds Account Agreement.
Clerk of Works Appointment	The Council together with Project Co appoints the Clerk of Works to oversee the performance of the Works on site during the course of the Project.
Independent Commissioning Agreement M&E Manager	This is an agreement between the Council, Project Co and the Independent M&E Commissioning Manager to oversee the performance of the Mechanical and Electrical Commissioning by Project Co.

1.24	<p>CERTIFICATES UNDER LOCAL GOVERNMENT (Contracts) ACT 1997 The Local Government (Contracts) Act 1997 (the “1997 Act”) provides a certification scheme whereby a contractor may be assured that his contract with a local authority will not be treated as being outside the authority’s powers or improperly entered into. For a contract to be certifiable, the contractor must be obliged to provide services for a period of at least five years and his doing so must enable the local authority to discharge its functions or be a contract with a financier or their insurers or trustees where the financier has, in connection with such a contract, made a loan to another party.</p>
1.25	<p>A certificate is generally required for private finance contracts (such as MIM) with the Council. In this instance certificates are required (i) for the MIM Project Agreement, which falls under s4(3) of the 1997 Act as a “provision” contract, for the provision of services for the purpose of the Council discharging its functions for a period of at least 5 years; and (ii) for the Funders’ Direct Agreement, which falls under s4(4) of the 1997 Act as a finance contract in connection with a contract falling within s.4(3) (i.e. in connection with the MIM Project Agreement).</p>
1.26	<p>In accordance with Regulation 7 of the Local Authorities (Contracts) Regulations 1997, the certificates may be signed by a chief or deputy chief officer. It is proposed that the certificates be signed by either the Chief Executive, the S151 Officer, or the Monitoring Officer. Any officer signing a contracts certificate is potentially exposed to personal liability if the information within it were to be incorrect because they are signing it in their personal capacity. Accordingly, the Cabinet is requested to agree to indemnify the certifying officer pursuant to the Local Authorities (Indemnities for Members and Officers) (Wales) Order 2006.</p>
1.27	<p>LEGAL CONSIDERATIONS Approval to enter into the MIM Project Agreement at Appendix 1a and the additional legal documents at Appendix 4a – 4f is an Executive function requiring a Member decision. As a key decision and a decision of significance, this is reserved to the Cabinet to determine under Section 5 of the Council’s Constitution. Furthermore, in accordance with the Contract Procedure Rules (CPR) at Section 18 of the Council’s Constitution, approval of projects with a capital value that exceeds £2 million is the responsibility of the Cabinet (CPR 5.5.4).</p>
1.28	<p>The 3-16 campus, is a WG pathfinder project for MIM, it will be the first true NZC school in both construction and operation in Wales. The benefits of the project are noted in Appendix 5.</p>

2.00	RESOURCE IMPLICATIONS
2.01	The capital costs of FF&E and ICT for the project is £2,312,000 which has an agreed intervention rate of 65% WG: 35% Flintshire County Council. Based on this intervention rate the WG funded element for FF&E and ICT is at £1,502,800 and the Councils element is £809, 200. The Councils element is accounted for in the MTFS.
2.02	The annual service charge cap is set at a maximum figure of £6, 750, 000 (inclusive of Net Zero Carbon NZC) of which Welsh Government contribution is 82.4%, this equates to £5, 563, 000. The Council's contribution is at 17.6% which equates to £1, 187, 000. This is an uplift from the MIM standard intervention rates and specifically relates to the prior agreement with WG on delivering a NZC project.
2.03	As the project has moved through the granular process, the MTFS commitments has been updated accordingly. However, Council's commitment based on the maximum capped figure, exceeds the last updated estimate by circa £336,000pa. This is for the reasons explained in paragraphs 1.12 to 1.16.
2.04	As stated earlier in the report, it is anticipated that the project figure will be confirmed as lower the maximum capped figure as the project moves towards financial close anticipated in July/August 2022, leading to a reduction in Annual service charge commitment.
2.05	Having consulted with the Councils treasury management advisors, it is possible to restructure the debt over a longer period than of the current contract. This is common across all our large investment projects, whereby borrowing period is linked to the building life expectancy. Restructuring debt and managing cash flow, enables in year pressure to be reduced to the levels estimated within the MTFS. An important point to underpin, is the proposed 3-16 Campus is life-cycled, therefore its condition will still be "condition A" at year twenty five.
2.06	Despite the higher than anticipated costs of the project, it still constitutes value for the Council this is based on the fact that WG intervention is 82.4%. The school is built to a high specification based on the WG specification which is part of the SPA and will be constructed to NZC and will be maintained as NZC in operation and as mentioned previously is life-cycled.
2.07	Should the Council not proceed with the project then it would be liable for the abortive fees to date. This would be in the region of £2.7m, this would be a revenue pressure because technically if a project does not exist it cannot be capitalised.

3.00	IMPACT ASSESSMENT AND RISK MANAGEMENT
3.01	All projects are managed using a risk register. Risks are managed accordingly, and financial risks are managed through a project contingency. Any high level risk which cannot be managed with the projects/programme will be incorporated into the risk register for the Education and Youth Portfolio.
3.02	WG have an 82.4% stake in the project, and will be providing centralised resource to support contract management for MIM projects in Wales for the contract duration (25yrs). The MIM Project Agreement and the associated subcontracts transfers a higher level of risk transfer to the contractor than other forms of traditional contract.
3.03	There is an independency on the delivery of the 3-16 Campus Project and the delivery of new Welsh Medium start up provision in the area, as new Welsh Medium provision is reliant on the release of a primary site. Funding for both Capital and revenue for the Welsh Medium Start up provision has been approved in principle by WG.

4.00	CONSULTATIONS REQUIRED/CARRIED OUT
4.01	In additional to the specific reports aforementioned in this report. Further reports on the Strategic Outline Programme for 21st Century school investment Programme have previously been received at Education & Youth Overview and Scrutiny Committee and Cabinet.
4.02	Consultation took place the planning application process, Planning consent was gained in January 2022.

5.00	APPENDICES
5.01	<p>Appendices 1a to 4f are commercially sensitive documents</p> <p>Appendix 1a – Project Agreement Appendix 1b - Schedule 14 Payment Mechanism Appendix 2 – Project Agreement Summary Appendix 3 – Business case Report & Derogations Summary Appendix 4a - Funders' Direct Agreement Appendix 4b - The Collateral Agreements Appendix 4c - Independent Tester Contract Appendix 4d - Clerk of Works Appointment Appendix 4e - Independent M&E Commissioning Manager Appointment Appendix 4f – Insurance Proceeds Account Agreement Appendix 5 – Project Benefits</p>

6.0	LIST OF ACCESSIBLE BACKGROUND DOCUMENTS
6.01	<p>Link to Cabinet report, 4th July 2020:-</p> <p>https://committeemeetings.flintshire.gov.uk/documents/s59963/21st%20Century%20Schools%20-%20Mutual%20Investment%20Model%20Update.pdf?LLL=0</p>

7.00	CONTACT OFFICER DETAILS
7.01	<p>Contact Officer: Damian Hughes, Corporate Manager, Capital Programme & Assets Telephone: 01352 704135 E-mail: damian.hughes@flintshire.gov.uk</p>

8.00	GLOSSARY OF TERMS
8.01	<p>Sustainable Communities Programme (Formerly 21st Century Schools Programme) - Is a collaboration between the Welsh Government (WELSH GOVERNMENT), the Welsh Local Government Association (WLGA) and local authorities. It is a major, long-term and strategic capital investment programme with the aim of creating a generation of 21st century schools in Wales.</p> <p>Capital Funding - Capital funding is usually linked to acquiring or improving a long-term asset such as equipment or buildings.</p> <p>Revenue Funding - Is linked to items that will be used within a year. Examples include salaries, heating, lighting, services and small items of equipment. Routine repairs are revenue expenditures and can include significant repairs that do not extend the life of the asset or do not improve the asset (the repairs merely return the asset to its previous condition).</p> <p>MIM – Mutual Investment Model - MIM is a new form of Public Private Partnership (PPP). MIM is funded by revenue and is an alternative to traditional capital funding.</p> <p>WEPco – A private Sector Partner and subsidiary of the Development Bank of Wales (known as Welsh Government co) will be required to form WEPco, which will deliver infrastructure services to Participant (i.e. the Council) in Wales</p>

3-16 Campus project – Benefits

At the outset of the WG's Sustainable Communities schools investment programme (Band B), the Council made the strategic decision to include MIM within its Strategic investment Programme, this was to position our ambitious programme to gain maximum external investment in our schools estate.

The project compliments both national policy and local policy/strategy and matches WG MIM criteria and has distinct advantage around sustainability of pupil numbers in the area, and takes into consideration pupil projections for the area, and the impact of housing developments as a consequence of the Council's Local Development Plan.

The project will increase the number of primary places by 87, and increase the number of secondary places by 120.

In summary the project will:-

- Demolish Argoed High School;
- Remove temporary mobile classrooms and reduce rental costs by £13,000 per annum;
- Reduce repair and maintenance backlog costs by £729,061.00 across three schools
- Create a 700 place English medium secondary school;
- Create a 600 places English medium primary school (plus nursery);
- Address shortfalls in specialist curriculum areas;
- Address all Suitability, Sufficiency and Condition issues across the existing three sites
- Provide appropriate enhanced provision for ALN needs for both primary and secondary;
- Complete the programme for the removal of split site provision (infants and Junior) within Flintshire
- Redevelop of external areas to provide suitable play provision;
- Provide ATP provision;
- Ensure Accessibility compliance;
- Provide improved traffic management arrangements, including suitable car parking and drop/pick up off facilities;

- Provide a secure external environment;
- Reduce the number of assets from three to one, with the potential to generate; a capital receipt to support wider funding investment;
- Release a site for new Welsh Medium Start up provision in Mynydd Isa;
- Optimise resources on one single site, aiding pupil transition from Primary to Secondary;
- Be sustainable energy efficient and target Net Zero Carbon during both construction and operation and assist with the Council's recently adopted Carbon Strategy.
- The Campus will be life-cycled and this is covered in our annual service charge commitment. Meaning the condition will be maintained to A standard through the life of the contract.
- Energy usage will be monitored by the FM provider to ensure adherence to the KPI's on energy usage.
- The investment and principles are in compliance with the Future Generations Act
- Social Value and community benefits will be realised over a 25 year period, rather than at construction phase.

This investment will provide learners and teachers with buildings and facilities which adhere to Welsh Government's Sustainable Communities School standards and will provide a high quality educational provision, in line with current requirements for curriculum delivery.

Eitem ar gyfer y Rhaglen 25

EXERCISE OF DELEGATED POWERS - DECISIONS TAKEN

REPORTED TO CABINET – 12.07.22

Housing and Communities

- **Council Rent – Write Off of Housing Tenancy Arrears**
Financial Procedure Rules (section 5.2) stipulates that individual bad and irrecoverable debts in excess of £5,000 are considered for write off in conjunction with the relevant Cabinet Member. The decision to write off is in respect of two separate council house cases where tenants are subject to Debt Relief orders (DRO's). In the first case, rent arrears of £9,232.42 are included in the DRO. In the second case, rent arrears of £5,552.95 are included in the DRO. The arrears are no longer recoverable in either case.
- **Community Asset Transfer, Former Civic Amenity Site, Dock Road, Connah's Quay, Flintshire**
The report relates to the Community Asset Transfer of Former Civic Amenity Site, Dock Road, Connah's Quay, Flintshire.

Copies of the Delegated Powers reports are retained by the Team Leader – Committee Services and available to view on request by Members.

Mae'r dudalen hon yn wag yn bwrpasol

**FLINTSHIRE COUNTY COUNCIL FORWARD WORK PROGRAMME ITEMS
COUNCIL, CABINET, AUDIT AND GOVERNANCE & SCRUTINY
1 July 2022 TO 31 December 2022**

COMMITTEE	MEETING DATE	CHIEF OFFICER PORTFOLIO	AGENDA ITEM & PURPOSE OF REPORT	REPORT TYPE (Strategic or Operational) (Cabinet only)	PORTFOLIO (Cabinet only)
July					
Environment & Economy Overview & Scrutiny Committee Pudalen 1083	5/07/22	Overview and Scrutiny	Forward Work Programme and Action Tracking To consider the Forward Work Programme of the Environment & Economy Overview & Scrutiny Committee and to inform the Committee of progress against actions from previous meetings.	Operational	
Environment & Economy Overview & Scrutiny Committee	5/07/22	Planning, Environment and Economy	Food Service Plan 2022-23 for Flintshire County Council To seek approval of the Food Service Plan 2022-23	Operational	Cabinet Member for Planning, Public Health and Public Protection

Atodiad i'r Rhaglen

COMMITTEE	MEETING DATE	CHIEF OFFICER PORTFOLIO	AGENDA ITEM & PURPOSE OF REPORT	REPORT TYPE (Strategic or Operational) (Cabinet only)	PORTFOLIO (Cabinet only)
Environment & Economy Overview & Scrutiny Committee	5/07/22	Planning, Environment and Economy	Shared Prosperity Fund To provide an update on the development of the programme and the process to submit the Investment Strategy to UK Government by 1 August 2022.	Strategic	Cabinet Member for Climate Change and Economy
Environment & Economy Overview & Scrutiny Committee	5/07/22	Streetscene and Transportation	Recycling Bring Sites To consult with Scrutiny on the removal of the recycling Bring Sites from across the County.	Operational	Deputy Leader of the Council and Cabinet Member for Streetscene and the Regional Transport Strategy

T 1084

COMMITTEE	MEETING DATE	CHIEF OFFICER PORTFOLIO	AGENDA ITEM & PURPOSE OF REPORT	REPORT TYPE (Strategic or Operational) (Cabinet only)	PORTFOLIO (Cabinet only)
Environment & Economy Overview & Scrutiny Committee Tudalen 1088	5/07/22	Planning, Environment and Economy	End of Year Performance Monitoring Report To review the levels of progress in the achievement of activities and performance levels as identified in the Council Plan.	Operational	Cabinet Member for Planning, Public Health and Public Protection, Deputy Leader of the Council and Cabinet Member for Streetscene and the Regional Transport Strategy, Cabinet Member for Climate Change and Economy
Environment & Economy Overview & Scrutiny Committee	5/07/22	Streetscene and Transportation	Welsh Government's Consultation on Proposals for New Bus Legislation To advise Scrutiny on Welsh Government's consultation on proposals for new bus legislation and Flintshire's proposed response and seek comment from Committee.	Operational	Deputy Leader of the Council and Cabinet Member for Streetscene and the Regional Transport Strategy

COMMITTEE	MEETING DATE	CHIEF OFFICER PORTFOLIO	AGENDA ITEM & PURPOSE OF REPORT	REPORT TYPE (Strategic or Operational) (Cabinet only)	PORTFOLIO (Cabinet only)
Environment & Economy Overview & Scrutiny Committee	5/07/22	Planning, Environment and Economy	North Wales Regional Economic Framework To comment and support the endorsement of Welsh Government's Regional Economic Framework (REF)	Operational	Cabinet Member for Climate Change and Economy
Environment & Economy Overview & Scrutiny Committee Tudalen 1086	5/07/22	Governance	Terms of Reference To consult on proposed changes to the Terms of Reference for the Committee.	Operational	Cabinet Member for Governance and Corporate Services including Health and Safety and Human Resources
Community, Housing & Assets Overview & Scrutiny Committee	6/07/22	Housing and Assets	Communal Heating Charges 2022/23 To consider the proposed heating charges in council properties with communal heating systems for 2022/23 prior to Cabinet approval.	Operational	Cabinet Member for Housing and Regeneration
Community, Housing & Assets Overview & Scrutiny Committee	6/07/22	Housing and Assets	Welfare Reform Update / Housing Rent Income To provide an update on the impacts of welfare reforms and the work that is ongoing to mitigate them.	Operational	Cabinet Member for Housing and Regeneration

COMMITTEE	MEETING DATE	CHIEF OFFICER PORTFOLIO	AGENDA ITEM & PURPOSE OF REPORT	REPORT TYPE (Strategic or Operational) (Cabinet only)	PORTFOLIO (Cabinet only)
Community, Housing & Assets Overview & Scrutiny Committee	6/07/22	Overview and Scrutiny	Forward Work Programme To consider the Forward Work Programme of the Community Housing & Assets Overview & Scrutiny Committee.	Operational	
Community, Housing & Assets Overview & Scrutiny Committee	6/07/22	Chief Executive's	End of Year Performance Monitoring Report To review the levels of progress in the achievement of activities and performance levels as identified in the Council Plan.	Operational	Cabinet Member for Housing and Regeneration, Cabinet Member for Governance and Corporate Services including Health and Safety and Human Resources
Community, Housing & Assets Overview & Scrutiny Committee	6/07/22	Governance	Terms of Reference (CHA OSC) To consult on proposed changes to the Terms of Reference for the Committee.	Operational	
Corporate Resources Overview & Scrutiny Committee	7/07/22	Overview and Scrutiny	Forward Work Programme To consider the Forward Work Programme of the Corporate Resources Overview & Scrutiny Committee.	Operational	

Tudalen 1089

COMMITTEE	MEETING DATE	CHIEF OFFICER PORTFOLIO	AGENDA ITEM & PURPOSE OF REPORT	REPORT TYPE (Strategic or Operational) (Cabinet only)	PORTFOLIO (Cabinet only)
Corporate Resources Overview & Scrutiny Committee	7/07/22	Finance	Revenue Budget Monitoring 2021/22 (Outturn) and Capital Programme Monitoring 2021/22 (Outturn) To present the Revenue Budget Monitoring (Outturn) and Capital Programme Monitoring (Outturn) for 2021/22.	Operational	Cabinet Member for Finance, Inclusion, Resilient Communities including Social Value and Procurement
Corporate Resources Overview & Scrutiny Committee	7/07/22	Governance	Results of the Consultation on the Digital Strategy To share the outcome of the Digital Strategy consultation and to agree steps to be taken as a result.	Strategic	Cabinet Member for Governance and Corporate Services including Health and Safety and Human Resources
Corporate Resources Overview & Scrutiny Committee	7/07/22	Chief Executive's	End of Year Performance Monitoring Report To review the levels of progress in the achievement of activities and performance levels as identified in the Council Plan.	Operational	Cabinet Member for Governance and Corporate Services including Health and Safety and Human Resources

Tudalen 1088

COMMITTEE	MEETING DATE	CHIEF OFFICER PORTFOLIO	AGENDA ITEM & PURPOSE OF REPORT	REPORT TYPE (Strategic or Operational) (Cabinet only)	PORTFOLIO (Cabinet only)
Corporate Resources Overview & Scrutiny Committee	7/07/22	Chief Executive's	Budget 2023/24 Medium Term Financial Strategy (MTFS) To present the first estimate for the budget requirement for 2023/24 and the strategy for funding the requirement.	Strategic	Cabinet Member for Finance, Inclusion, Resilient Communities including Social Value and Procurement
Corporate Resources Overview & Scrutiny Committee	7/07/22	Finance	Revenue Budget Monitoring 2022/23 (Interim) This report provides known key risks and issues to the revenue budget outturn position for 2022/23 for the Council Fund and Housing Revenue Account.	Operational	Cabinet Member for Finance, Inclusion, Resilient Communities including Social Value and Procurement
Corporate Resources Overview & Scrutiny Committee	7/07/22	Governance	Terms of Reference To consult on proposed changes to the Terms of Reference for the Committee.	Operational	

COMMITTEE	MEETING DATE	CHIEF OFFICER PORTFOLIO	AGENDA ITEM & PURPOSE OF REPORT	REPORT TYPE (Strategic or Operational) (Cabinet only)	PORTFOLIO (Cabinet only)
Cabinet	12/07/22	Chief Executive's	Capital Programme Monitoring 2021/22 (Outturn) To present the Outturn Capital Programme information for 2021/22.	Operational	Cabinet Member for Finance, Inclusion, Resilient Communities including Social Value and Procurement
Cabinet	12/07/22	Chief Executive's	Budget 2023/24 Medium Term Financial Strategy (MTFS) To present the first estimate for the budget requirement for 2023/24 and the strategy for funding the requirement.	Strategic	Cabinet Member for Finance, Inclusion, Resilient Communities including Social Value and Procurement
Cabinet	12/07/22	Planning, Environment and Economy	Shared Prosperity Fund To provide an update on the development of the programme and the process to submit the Investment Strategy to UK Government by 1 August 2022.	Strategic	Cabinet Member for Climate Change and Economy

Tuesday 1090

COMMITTEE	MEETING DATE	CHIEF OFFICER PORTFOLIO	AGENDA ITEM & PURPOSE OF REPORT	REPORT TYPE (Strategic or Operational) (Cabinet only)	PORTFOLIO (Cabinet only)
Cabinet	12/07/22	Streetscene and Transportation	Welsh Government's Consultation on Proposals for new Bus Legislation To advise on Welsh Government's consultation on proposals for new bus legislation and Flintshire's proposed response.	Strategic	Deputy Leader of the Council and Cabinet Member for Streetscene and the Regional Transport Strategy
Cabinet	12/07/22	Chief Executive's	Armed Forces Act 2021 To inform Cabinet of new legislation related to the Armed Forces, which will have an impact on services for Housing and Education.	Operational	Cabinet Member for Governance and Corporate Services including Health and Safety and Human Resources
Cabinet	12/07/22	Chief Executive's	Council Plan 2022/23 To seek approval for adoption the Part 1 for the Council Plan 2022/23 following consultation with Overview and Scrutiny Committees.	Strategic	Cabinet Member for Governance and Corporate Services including Health and Safety and Human Resources

Tudalen 1091

COMMITTEE	MEETING DATE	CHIEF OFFICER PORTFOLIO	AGENDA ITEM & PURPOSE OF REPORT	REPORT TYPE (Strategic or Operational) (Cabinet only)	PORTFOLIO (Cabinet only)
Cabinet	12/07/22	Chief Executive's	Revenue Budget Monitoring Report 2021/22 (Outturn) To present the Outturn Revenue Budget Monitoring Report information for 2021/22.	Operational	Cabinet Member for Finance, Inclusion, Resilient Communities including Social Value and Procurement
Cabinet	12/07/22	Chief Executive's	Revenue Budget Monitoring 2022/23 (Interim) To provide details of the known key risks and issues to the revenue budget outturn position for 2022/23 for the Council Fund and Housing Revenue Account.	Operational	Cabinet Member for Finance, Inclusion, Resilient Communities including Social Value and Procurement
Cabinet	12/07/22	Education and Youth	Welsh Government (WG) Programmes - summer of Fun, Winter of Wellbeing To provide an update on how Welsh Government have provided funding to help support children and young people that have been impacted by the pandemic and how that has been delivered across a range of services and partners in Flintshire.	Operational	Leader of the Council and Cabinet Member for Education, Welsh Language, Culture and Leisure

Tudalen 1092

COMMITTEE	MEETING DATE	CHIEF OFFICER PORTFOLIO	AGENDA ITEM & PURPOSE OF REPORT	REPORT TYPE (Strategic or Operational) (Cabinet only)	PORTFOLIO (Cabinet only)
Cabinet	12/07/22	Social Services	Social Services Annual Report To receive the draft Annual Social Services Report and feedback on the draft content.	Operational	Deputy Leader of the Council and Cabinet Member for Social Services and Wellbeing
Cabinet	12/07/22	Planning, Environment and Economy	North Wales Regional Economic Framework To seek support and endorse of Welsh Government's Regional Economic Framework (REF).	Operational	Cabinet Member for Climate Change and Economy
Cabinet	12/07/22	Education and Youth	The School Standards and Organisation Code for Enlargement of the Premises for Drury CP School and Penyffordd CP School To determine whether to proceed with statutory proposals for school organisational change to enlarge both premises following completion of consultation.	Operational	Leader of the Council and Cabinet Member for Education, Welsh Language, Culture and Leisure

Tudalen 1093

COMMITTEE	MEETING DATE	CHIEF OFFICER PORTFOLIO	AGENDA ITEM & PURPOSE OF REPORT	REPORT TYPE (Strategic or Operational) (Cabinet only)	PORTFOLIO (Cabinet only)
Cabinet	12/07/22	Education and Youth	Play Sufficiency Assessment 2022 To provide an update of the report to Welsh Government in compliance with the Children and Families Measure (Wales)2010.	Operational	Leader of the Council and Cabinet Member for Education, Welsh Language, Culture and Leisure
Cabinet Pudalen 1094	12/07/22	Chief Executive's	Annual Review of Fees and Charges 2022 To seek approval of the outcomes of the annual review of fees and charges for 2022.	Operational	Cabinet Member for Finance, Inclusion, Resilient Communities including Social Value and Procurement
Cabinet	12/07/22	Chief Executive's	Council Plan 2021/22 End of Year Performance Report To review the Council Plan annual out-turn of progress against the Council Plan priorities identified for 2021/22.	Strategic	Cabinet Member for Governance and Corporate Services including Health and Safety and Human Resources

COMMITTEE	MEETING DATE	CHIEF OFFICER PORTFOLIO	AGENDA ITEM & PURPOSE OF REPORT	REPORT TYPE (Strategic or Operational) (Cabinet only)	PORTFOLIO (Cabinet only)
Cabinet	12/07/22	Governance	Results of the Consultation on the Digital Strategy To share the outcome of the Digital Strategy consultation and to agree steps to be taken as a result.	Strategic	Cabinet Member for Governance and Corporate Services including Health and Safety and Human Resources
Cabinet Tudalen 1095	12/07/22	Housing and Assets	Capital Works – Variation to Contract, Welsh Housing Quality Standard (WHQS) Whole House External (WHE) Programme To seek approval to increase the internal order value for the Connolly's Ltd contract by £1,000,000 to facilitate additional works and costs for the 2021/22 WHQS Whole House External (WHE) programme.	Operational	Cabinet Member for Housing and Regeneration
Cabinet	12/07/22	Education and Youth	School Modernisation - Mynydd Isa Campus Project To seek approval to enter into a contract for the construction phase of the Mynydd Isa Campus Project.	Operational	Leader of the Council and Cabinet Member for Education, Welsh Language, Culture and Leisure

COMMITTEE	MEETING DATE	CHIEF OFFICER PORTFOLIO	AGENDA ITEM & PURPOSE OF REPORT	REPORT TYPE (Strategic or Operational) (Cabinet only)	PORTFOLIO (Cabinet only)
Tudalen Cabinet 1096	12/07/22	Governance	Adoption of Discretionary Cost of Living Support Scheme and Policy Framework To approve a Discretionary Scheme to utilise the Council's £1.14m funding allocation to provide a £150 cost of living payment to eligible households.	Operational	Cabinet Member for Governance and Corporate Services including Health and Safety and Human Resources
	12/07/22	Planning, Environment and Economy	Food Service Plan 2022-23 for Flintshire County Council To seek approval of the Food Service Plan 2022-23.	Operational	Cabinet Member for Planning, Public Health and Public Protection
	12/07/22	Housing and Assets	Communal Heating Charges 2021/22 To seek approval for the heating charges in Council properties with communal heating systems for 2021/22.	Operational	Cabinet Member for Housing and Regeneration

COMMITTEE	MEETING DATE	CHIEF OFFICER PORTFOLIO	AGENDA ITEM & PURPOSE OF REPORT	REPORT TYPE (Strategic or Operational) (Cabinet only)	PORTFOLIO (Cabinet only)
Cabinet	12/07/22	Chief Executive's	Theatr Clwyd Project To seek approval to enter into a contract for the construction phase for the Theatr Clwyd Project in compliance with the Councils Contract Procedure Rules (CPR's).	Operational	Cabinet Member for Governance and Corporate Services including Health and Safety and Human Resources
Cabinet	12/07/22	Chief Executive's	Prudential Indicators - Actuals 2021/22 To provide details of the Council's actual Prudential Indicators for 2021/22 compared with the estimates set for Prudence and Affordability.	Operational	Cabinet Member for Finance, Inclusion, Resilient Communities including Social Value and Procurement
Education, Youth & Culture Overview & Scrutiny Committee	14/07/22	Overview and Scrutiny	Forward Work Programme and Action Tracking To consider the Forward Work Programme of the Education Youth & Culture Overview & Scrutiny Committee and to inform the Committee of progress against actions from previous meetings.	Operational	

COMMITTEE	MEETING DATE	CHIEF OFFICER PORTFOLIO	AGENDA ITEM & PURPOSE OF REPORT	REPORT TYPE (Strategic or Operational) (Cabinet only)	PORTFOLIO (Cabinet only)
Education, Youth & Culture Overview & Scrutiny Committee	14/07/22	Education and Youth	Self-Evaluation of Education Services (2021-22) including Learner Outcomes 2021 To update Members on overall service performance 21-22 and Learner Outcomes from 2021.	Operational	Leader of the Council and Cabinet Member for Education, Welsh Language, Culture and Leisure
Education, Youth & Culture Overview & Scrutiny Committee	14/07/22	Education and Youth	Social Media and Internet Safety To provide Members with an update on the Portfolio's Social Media and Internet Safety policy and provision.	Operational	Leader of the Council and Cabinet Member for Education, Welsh Language, Culture and Leisure
Education, Youth & Culture Overview & Scrutiny Committee	14/07/22	Education and Youth	School Attendance & Exclusions To provide the Committee with an update on learner attendance and exclusions in Flintshire Schools & support provided by Inclusion Services.	Operational	Leader of the Council and Cabinet Member for Education, Welsh Language, Culture and Leisure

Flintshire 1098

COMMITTEE	MEETING DATE	CHIEF OFFICER PORTFOLIO	AGENDA ITEM & PURPOSE OF REPORT	REPORT TYPE (Strategic or Operational) (Cabinet only)	PORTFOLIO (Cabinet only)
Education, Youth & Culture Overview & Scrutiny Committee	14/07/22	Education and Youth	End of Year Performance Monitoring Report To review the levels of progress in the achievement of activities and performance levels as identified in the Council Plan.	Operational	Leader of the Council and Cabinet Member for Education, Welsh Language, Culture and Leisure
Education, Youth & Culture Overview & Scrutiny Committee	14/07/22	Governance	Terms of Reference To consult on proposed changes to the Terms of Reference for the Committee.	Operational	Cabinet Member for Governance and Corporate Services including Health and Safety and Human Resources
Flintshire County Council	19/07/22	Chief Executive's	Council Plan 2022/23 To adopt the Council Plan 2022/23 Part 1 and to approve Part 2		
Flintshire County Council	19/07/22	Governance	Political Balance To update the Political Balance Calculations.		

Tudalen 1099

COMMITTEE	MEETING DATE	CHIEF OFFICER PORTFOLIO	AGENDA ITEM & PURPOSE OF REPORT	REPORT TYPE (Strategic or Operational) (Cabinet only)	PORTFOLIO (Cabinet only)
Social & Health Care Overview & Scrutiny Committee	21/07/22	Overview and Scrutiny	Forward Work Programme and Action Tracking To consider the Forward Work Programme of the Social & Health Care Overview & Scrutiny Committee and to inform the Committee of progress against actions from previous meetings.	Operational	
Social & Health Care Overview & Scrutiny Committee	21/07/22	Social Services	North Wales Market Stability Report To review the draft Market Stability Report for the region and the priorities within.	Strategic	Deputy Leader of the Council and Cabinet Member for Social Services and Wellbeing
Social & Health Care Overview & Scrutiny Committee	21/07/22	Social Services	End of Year Performance Monitoring Report To review the levels of progress in the achievement of activities and performance levels as identified in the Council Plan.	Operational	Deputy Leader of the Council and Cabinet Member for Social Services and Wellbeing

Tudalen 1100

COMMITTEE	MEETING DATE	CHIEF OFFICER PORTFOLIO	AGENDA ITEM & PURPOSE OF REPORT	REPORT TYPE (Strategic or Operational) (Cabinet only)	PORTFOLIO (Cabinet only)
Social & Health Care Overview & Scrutiny Committee	21/07/22	Governance	Terms of Reference (S&HC OSC) To consult on proposed changes to the Terms of Reference for the Committee.	Operational	Cabinet Member for Governance and Corporate Services including Health and Safety and Human Resources
Governance and Audit Committee	27/07/22	Finance	Draft Statement of Accounts 2021/22 To present the draft Statement of Accounts 2021/22 for Members' information only at this stage.	Operational	Cabinet Member for Finance, Inclusion, Resilient Communities including Social Value and Procurement
Governance and Audit Committee	27/07/22	Finance	Supplementary Financial Information to Draft Statement of Accounts 2021/22 To provide Members with supplementary financial information to accompany the draft accounts as per the previously agreed Notice of Motion.	Operational	Cabinet Member for Finance, Inclusion, Resilient Communities including Social Value and Procurement

COMMITTEE	MEETING DATE	CHIEF OFFICER PORTFOLIO	AGENDA ITEM & PURPOSE OF REPORT	REPORT TYPE (Strategic or Operational) (Cabinet only)	PORTFOLIO (Cabinet only)	
Tudalen 1102	Governance and Audit Committee	27/07/22	Chief Executive's	<p>Treasury Management Annual Report 2021/22 and Treasury Management Update Q1 2022/23</p> <p>1. To present to Members the draft Treasury Management Annual Report 2021/22 for comments and recommendation for approval to Cabinet.</p> <p>2. To provide an update on matters relating to the Council's Treasury Management Policy, Strategy and Practices to the end June 2022.</p>	Strategic	Cabinet Member for Finance, Inclusion, Resilient Communities including Social Value and Procurement
	August					
September						
Social & Health Care Overview & Scrutiny Committee	8/09/22	Social Services	<p>North Wales Market Stability Report</p> <p>To review the draft Market Stability Report for the region and the priorities within.</p>	Strategic	Deputy Leader of the Council and Cabinet Member for Social Services and Wellbeing	

COMMITTEE	MEETING DATE	CHIEF OFFICER PORTFOLIO	AGENDA ITEM & PURPOSE OF REPORT	REPORT TYPE (Strategic or Operational) (Cabinet only)	PORTFOLIO (Cabinet only)
Environment & Economy Overview & Scrutiny Committee	13/09/22	Planning, Environment and Economy	Ash Dieback Update To update members on how Flintshire County Council has confronted ash dieback in 2021/22 in line with the Ash Dieback Action Plan, it also reports on progress following an internal audit in July 2021	Operational	Cabinet Member for Climate Change and Economy
Community, Housing & Assets Overview & Scrutiny Committee	14/09/22	Housing and Assets	Temporary Accommodation Homelessness Audit 2021 Findings Report To provide a progress report on the action plan for service improvement following the audit of the Temporary Accommodation.	Operational	Cabinet Member for Housing and Regeneration
Corporate Resources Overview & Scrutiny Committee	15/09/22	Overview and Scrutiny	Action Tracking To inform the Committee of progress against actions from previous meetings.	Operational	
Corporate Resources Overview & Scrutiny Committee	15/09/22	Overview and Scrutiny	Forward Work Programme To consider the Forward Work Programme of the Corporate Resources Overview & Scrutiny Committee.	Operational	

COMMITTEE	MEETING DATE	CHIEF OFFICER PORTFOLIO	AGENDA ITEM & PURPOSE OF REPORT	REPORT TYPE (Strategic or Operational) (Cabinet only)	PORTFOLIO (Cabinet only)
Corporate Resources Overview & Scrutiny Committee	15/09/22	Housing and Assets	Asset Strategy Review To receive an update on the Asset Strategy Review.	Operational	Cabinet Member for Housing and Regeneration
Corporate Resources Overview & Scrutiny Committee	15/09/22	Chief Executive's	Employment and Workforce Quarterly Update This report covers strategic updates in addition to the quarterly workforce statistics and their analysis.	Operational	
Education, Youth & Culture Overview & Scrutiny Committee	15/09/22	Education and Youth	Annual Report from Regional School Improvement Service, GwE To receive an update on the support provided by the regional school effectiveness and improvement service, GWE and its impact on schools.	Operational	Leader of the Council and Cabinet Member for Education, Welsh Language, Culture and Leisure
Cabinet	20/09/22	Social Services	North Wales Market Stability Report To seek support and approval of the North Wales Market Stability Report.	Operational	Deputy Leader of the Council and Cabinet Member for Social Services and Wellbeing

COMMITTEE	MEETING DATE	CHIEF OFFICER PORTFOLIO	AGENDA ITEM & PURPOSE OF REPORT	REPORT TYPE (Strategic or Operational) (Cabinet only)	PORTFOLIO (Cabinet only)
Cabinet	20/09/22	Governance	Joint Procurement Service Annual Report 2021/22 To receive a performance update report on the Joint Procurement Service with Denbighshire County Council.	Operational	Cabinet Member for Governance and Corporate Services including Health and Safety and Human Resources
Flintshire County Council	27/09/22	Social Services	North Wales Market Stability Report For members to support and approve the North Wales Market Stability Report		
Governance and Audit Committee	28/09/22	Governance	Action Tracking To inform the Committee of the actions resulting from points raised at previous Governance and Audit Committee meetings.	All Report Types	
October					
Corporate Resources Overview & Scrutiny Committee	13/10/22	Overview and Scrutiny	Action Tracking To inform the Committee of progress against actions from previous meetings.	Operational	

COMMITTEE	MEETING DATE	CHIEF OFFICER PORTFOLIO	AGENDA ITEM & PURPOSE OF REPORT	REPORT TYPE (Strategic or Operational) (Cabinet only)	PORTFOLIO (Cabinet only)
Corporate Resources Overview & Scrutiny Committee	13/10/22	Overview and Scrutiny	Forward Work Programme To consider the Forward Work Programme of the Corporate Resources Overview & Scrutiny Committee.	Operational	
Corporate Resources Overview & Scrutiny Committee	13/10/22	Governance	Work of the Coroner's Office To receive a presentation from John Gittins on the work of the Coroner's Office.	Operational	Cabinet Member for Governance and Corporate Services including Health and Safety and Human Resources
Flintshire County Council	18/10/22	Governance	Recruitment of a Town and Community Council Representative to the Standards Committee To appoint the favoured candidate to the Standards Committee		
November					
Corporate Resources Overview & Scrutiny Committee	17/11/22	Overview and Scrutiny	Action Tracking To inform the Committee of progress against actions from previous meetings.	Operational	

COMMITTEE	MEETING DATE	CHIEF OFFICER PORTFOLIO	AGENDA ITEM & PURPOSE OF REPORT	REPORT TYPE (Strategic or Operational) (Cabinet only)	PORTFOLIO (Cabinet only)
Corporate Resources Overview & Scrutiny Committee	17/11/22	Governance	Joint Procurement Service Annual Report 2021/22 To receive a performance update report on the Joint Procurement Service with Denbighshire County Council.	Operational	Cabinet Member for Governance and Corporate Services including Health and Safety and Human Resources
December					

Mae'r dudalen hon yn wag yn bwrpasol

Atodiad i'r Rhaglen

Yn rhinwedd paragraff(au) 14 of Part 4 of Schedule 12A
o Ddeddf Llywodraeth Leol 1972.

Dogfen Gyfyngedig - Ni ddylid ei chyhoeddi

Mae'r dudalen hon yn wag yn bwrpasol

Yn rhinwedd paragraff(au) 14 of Part 4 of Schedule 12A
o Ddeddf Llywodraeth Leol 1972.

Dogfen Gyfyngedig - Ni ddylid ei chyhoeddi

Mae'r dudalen hon yn wag yn bwrpasol

Yn rhinwedd paragraff(au) 14 of Part 4 of Schedule 12A
o Ddeddf Llywodraeth Leol 1972.

Dogfen Gyfyngedig - Ni ddylid ei chyhoeddi

Mae'r dudalen hon yn wag yn bwrpasol

Yn rhinwedd paragraff(au) 14 of Part 4 of Schedule 12A
o Ddeddf Llywodraeth Leol 1972.

Dogfen Gyfyngedig - Ni ddylid ei chyhoeddi

Mae'r dudalen hon yn wag yn bwrpasol

Yn rhinwedd paragraff(au) 14 of Part 4 of Schedule 12A
o Ddeddf Llywodraeth Leol 1972.

Dogfen Gyfyngedig - Ni ddylid ei chyhoeddi

Mae'r dudalen hon yn wag yn bwrpasol

Yn rhinwedd paragraff(au) 14 of Part 4 of Schedule 12A
o Ddeddf Llywodraeth Leol 1972.

Dogfen Gyfyngedig - Ni ddylid ei chyhoeddi

Mae'r dudalen hon yn wag yn bwrpasol

Yn rhinwedd paragraff(au) 14 of Part 4 of Schedule 12A
o Ddeddf Llywodraeth Leol 1972.

Dogfen Gyfyngedig - Ni ddylid ei chyhoeddi

Mae'r dudalen hon yn wag yn bwrpasol

Yn rhinwedd paragraff(au) 14 of Part 4 of Schedule 12A
o Ddeddf Llywodraeth Leol 1972.

Dogfen Gyfyngedig - Ni ddylid ei chyhoeddi

Mae'r dudalen hon yn wag yn bwrpasol

Yn rhinwedd paragraff(au) 14 of Part 4 of Schedule 12A
o Ddeddf Llywodraeth Leol 1972.

Dogfen Gyfyngedig - Ni ddylid ei chyhoeddi

Mae'r dudalen hon yn wag yn bwrpasol

Yn rhinwedd paragraff(au) 14 of Part 4 of Schedule 12A
o Ddeddf Llywodraeth Leol 1972.

Dogfen Gyfyngedig - Ni ddylid ei chyhoeddi

Mae'r dudalen hon yn wag yn bwrpasol

Yn rhinwedd paragraff(au) 14 of Part 4 of Schedule 12A
o Ddeddf Llywodraeth Leol 1972.

Dogfen Gyfyngedig - Ni ddylid ei chyhoeddi

Mae'r dudalen hon yn wag yn bwrpasol

Eitem ar gyfer y Rhaglen 26

Yn rhinwedd paragraff(au) 14 of Part 4 of Schedule 12A
o Ddeddf Llywodraeth Leol 1972.

Dogfen Gyfyngedig - Ni ddylid ei chyhoeddi

Mae'r dudalen hon yn wag yn bwrpasol

Yn rhinwedd paragraff(au) 14 of Part 4 of Schedule 12A
o Ddeddf Llywodraeth Leol 1972.

Dogfen Gyfyngedig - Ni ddylid ei chyhoeddi

Mae'r dudalen hon yn wag yn bwrpasol